



US00D685544S

(12) **United States Design Patent**
Clarke

(10) **Patent No.:** **US D685,544 S**
(45) **Date of Patent:** **** Jul. 2, 2013**

(54) **CLEANING CLOTH**

(75) Inventor: **George Clarke**, Skokie, IL (US)

(73) Assignee: **UMF Corporation**, Skokie, IL (US)

(**) Term: **14 Years**

(21) Appl. No.: **29/420,412**

(22) Filed: **May 9, 2012**

(51) **LOC (9) Cl.** **04-01**

(52) **U.S. Cl.**
USPC **D32/40**

(58) **Field of Classification Search**
USPC D32/40-45; D28/63, 8; 15/244.1-244.4,
15/104.94, 208, 209.1
See application file for complete search history.

(56) **References Cited**

U.S. PATENT DOCUMENTS

- 3,169,264 A * 2/1965 Walker 15/118
- 3,761,991 A * 10/1973 Moss 15/229.11
- D355,105 S * 2/1995 Nemazi D8/90
- D509,935 S * 9/2005 Burt D32/40

D589,665 S * 3/2009 Kwapis D32/40

* cited by examiner

Primary Examiner — Robin V Webster

(74) *Attorney, Agent, or Firm* — Miller, Matthias & Hull LLP

(57) **CLAIM**

The ornamental design for a “cleaning cloth,” as shown and described.

DESCRIPTION

FIG. 1 is a right front perspective view of a cleaning cloth showing my new design;

FIG. 2 is a front plan view of the cleaning cloth showing my new design.

FIG. 3 is a rear plan view of the cleaning showing my new design.

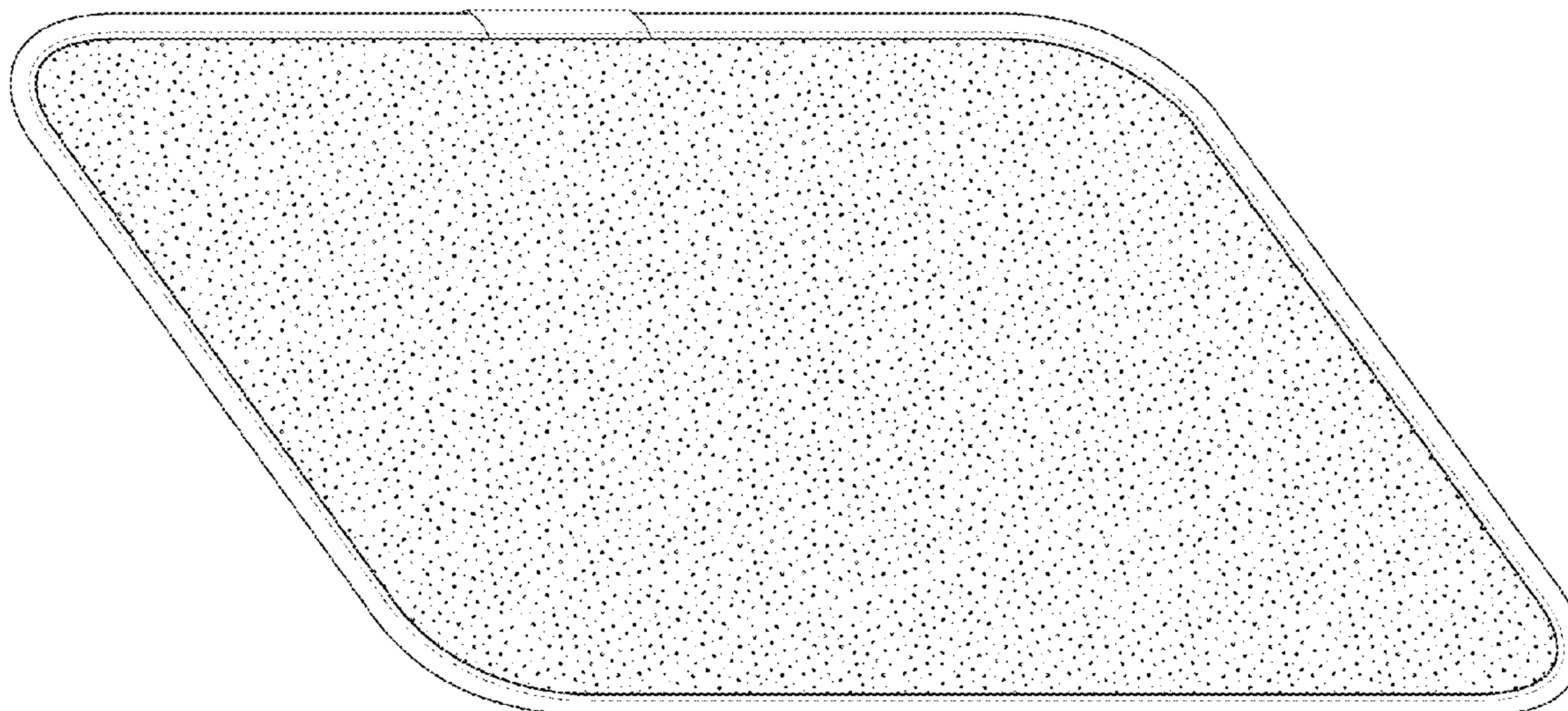
FIG. 4 is a right side view of the cleaning cloth showing my new design.

FIG. 5 is a left side view of the cleaning cloth showing my new design.

FIG. 6 is a top view of the cleaning cloth showing my new design; and,

FIG. 7 is a bottom view of the cleaning cloth showing my new design.

1 Claim, 3 Drawing Sheets






FIG. 1




FIG. 2




FIG. 3



FIG. 4

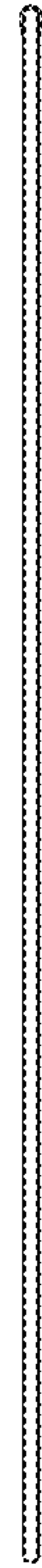


FIG. 5




FIG. 6




FIG. 7