



US00D685542S

(12) **United States Design Patent**  
**Erlich et al.**

(10) **Patent No.:** **US D685,542 S**  
(45) **Date of Patent:** **\*\* Jul. 2, 2013**

(54) **HAND-HELD POOL CLEANER**  
(75) Inventors: **Guy Erlich**, Monroe Township, NJ (US);  
**Jonathan Elmaleh**, Brooklyn, NY (US)  
(73) Assignee: **Water Tech LLC**, East Brunswick, NJ  
(US)

(\*\*) Term: **14 Years**

(21) Appl. No.: **29/408,915**

(22) Filed: **Dec. 19, 2011**

(51) **LOC (9) Cl.** ..... **15-05**

(52) **U.S. Cl.**  
USPC ..... **D32/18**

(58) **Field of Classification Search**  
USPC ..... D32/17-18, 22, 31; 15/320-321,  
15/350-354, 415.1-422, 329, 344, 361,  
410-411, 347, 1.7, DIG. 1; 55/DIG. 3; 210/169;  
4/490

See application file for complete search history.

(56) **References Cited**

**U.S. PATENT DOCUMENTS**

5,338,446	A *	8/1994	Schuman et al.	.....	210/167.15
5,970,557	A *	10/1999	Supra	.....	15/1.7
D443,960	S *	6/2001	Shimko et al.	.....	D32/18
D468,496	S *	1/2003	Smith	.....	D32/17
D485,652	S *	1/2004	Erlich	.....	D32/18
D518,253	S *	3/2006	Erlich et al.	.....	D32/18
D522,191	S *	5/2006	Erlich	.....	D32/18

D528,715	S *	9/2006	Carr	.....	D32/18
D556,396	S *	11/2007	Mah et al.	.....	D32/18
D569,058	S *	5/2008	Crawley	.....	D32/18
D579,161	S *	10/2008	Crawley	.....	D32/18
D620,652	S *	7/2010	Butts et al.	.....	D32/18
D640,848	S *	6/2011	Houghton	.....	D32/18
2004/0079690	A1 *	4/2004	Erlich	.....	210/169
2004/0117940	A1 *	6/2004	Kim	.....	15/344
2005/0035039	A1 *	2/2005	Erlich	.....	210/169

\* cited by examiner

*Primary Examiner* — Ruth McInroy

(74) *Attorney, Agent, or Firm* — Abelman, Frayne & Schwab

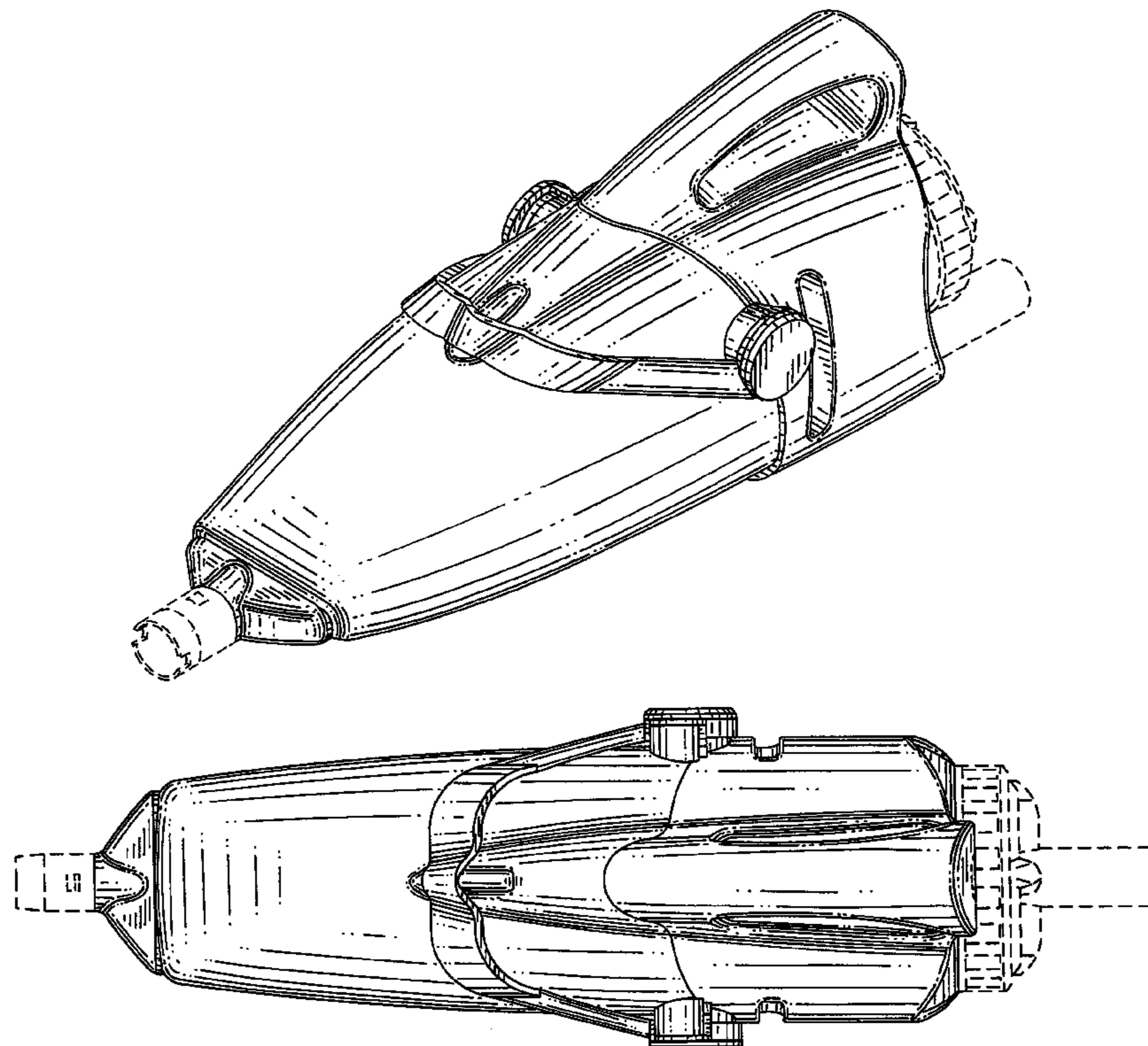
(57) **CLAIM**

The ornamental design for a hand-held pool cleaner, as shown and described.

**DESCRIPTION**

FIG. 1 is a front, top left side perspective view of the hand-held pool cleaner of our invention;  
FIG. 2 is a top view thereof;  
FIG. 3 is a front elevation view thereof;  
FIG. 4 is a right side elevation view thereof, the left side being a mirror image;  
FIG. 5 is a rear elevation view thereof; and,  
FIG. 6 is a bottom view thereof.  
The elements shown in broken lines form no part of the claimed invention.

**1 Claim, 6 Drawing Sheets**



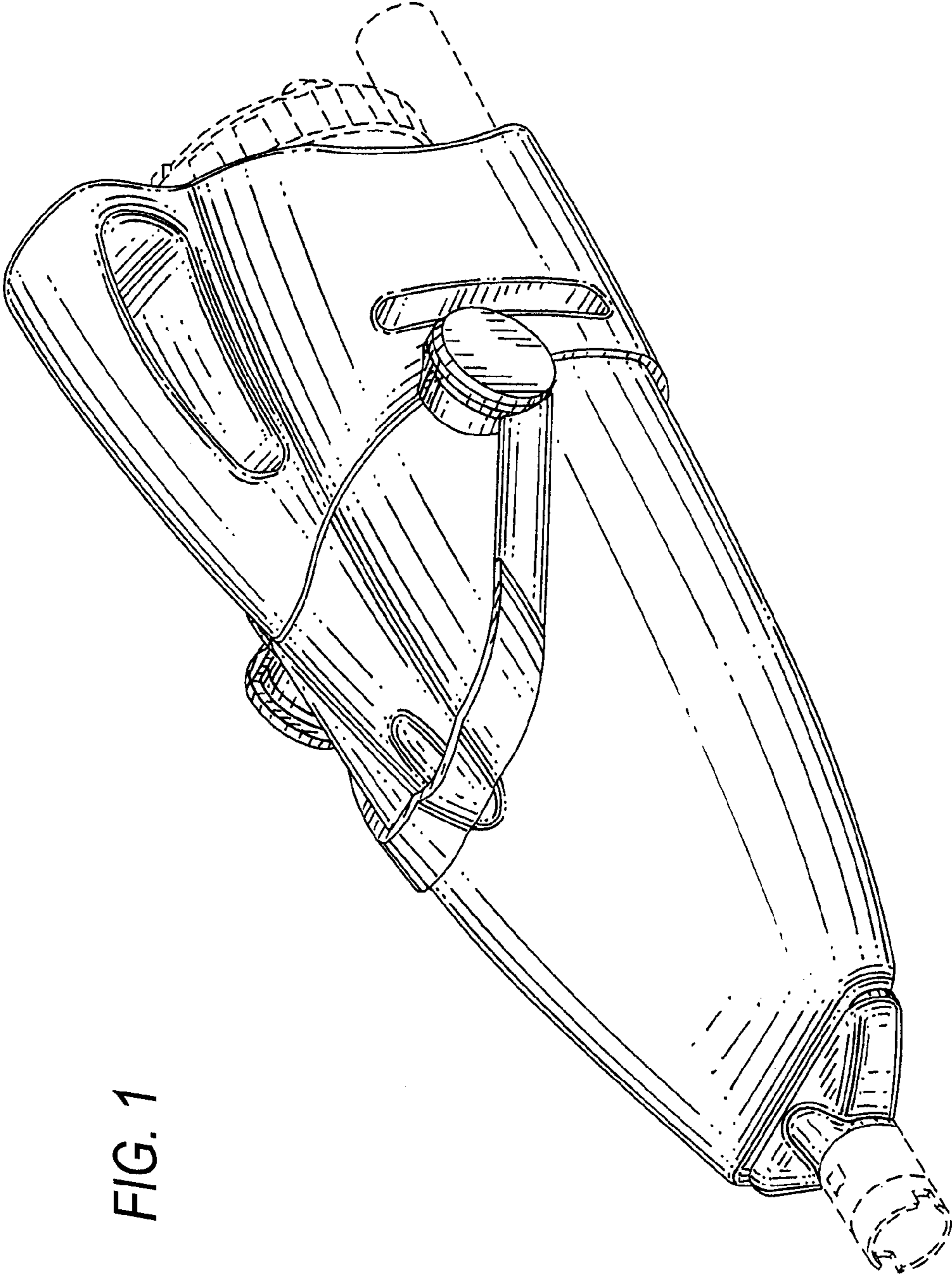


FIG. 1

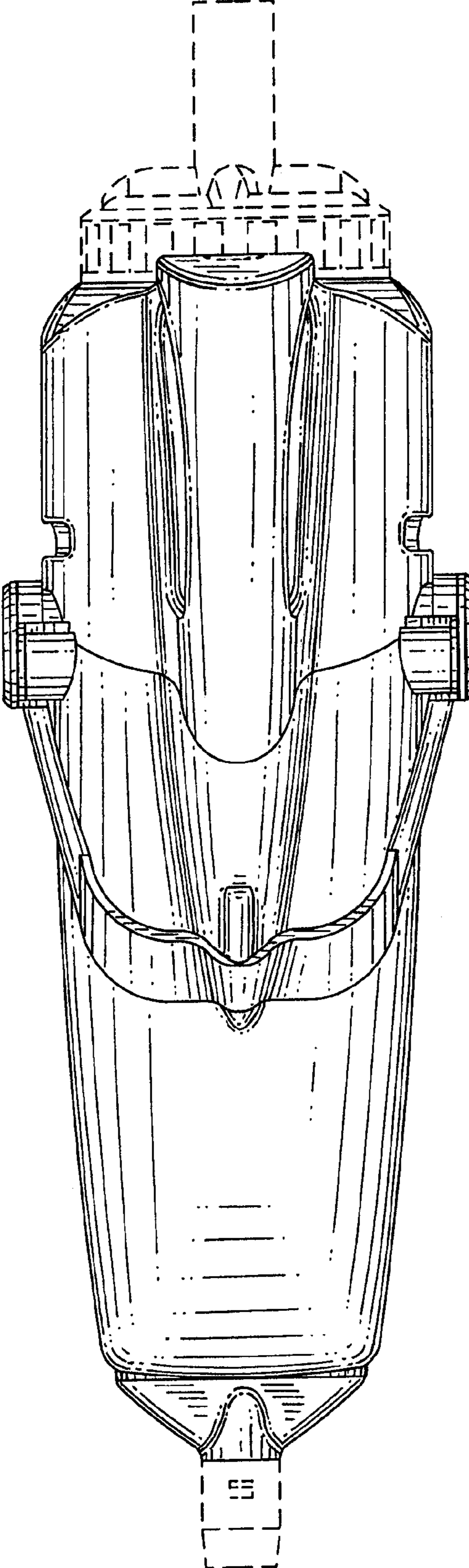


FIG. 2

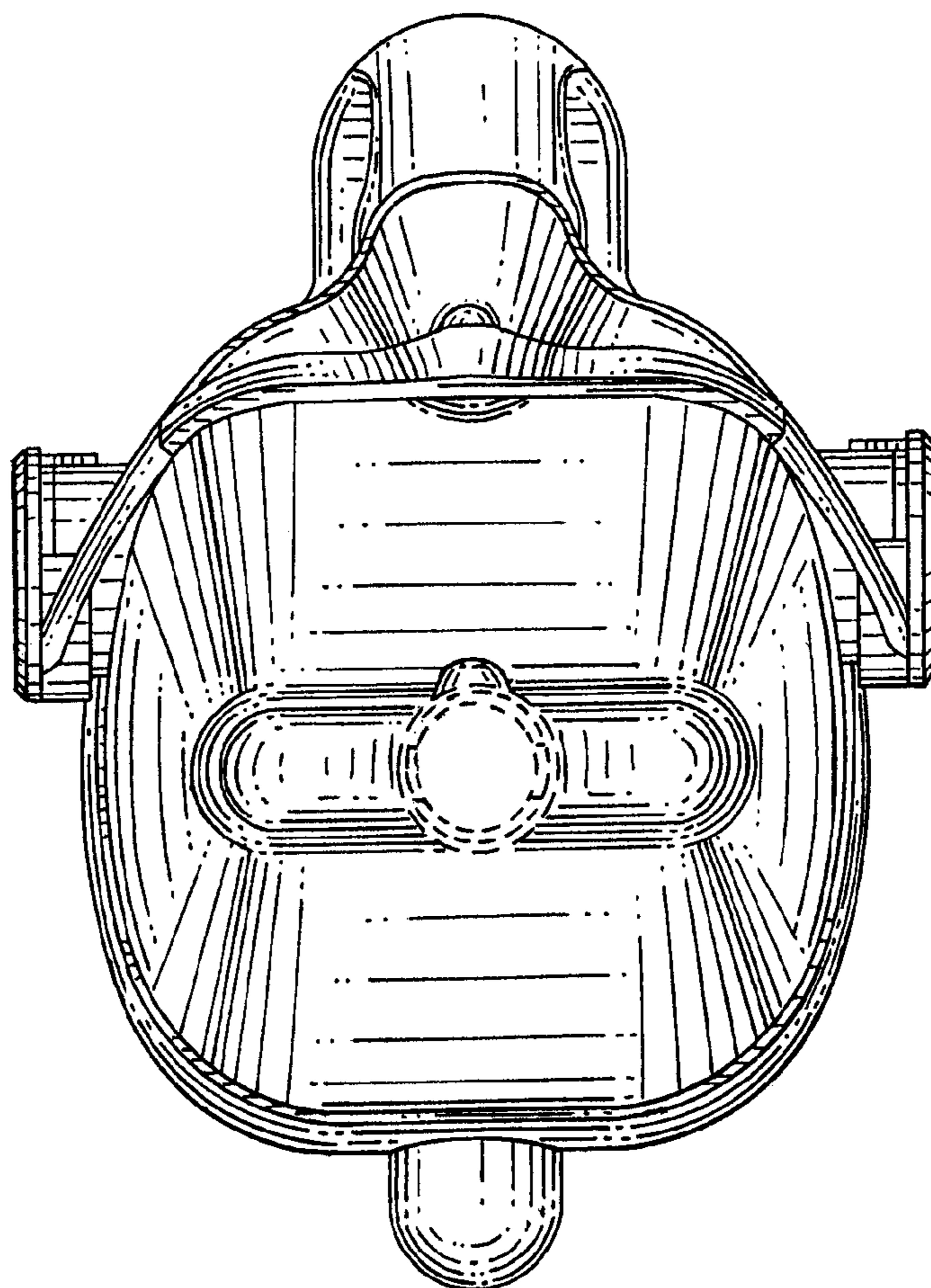


FIG. 3

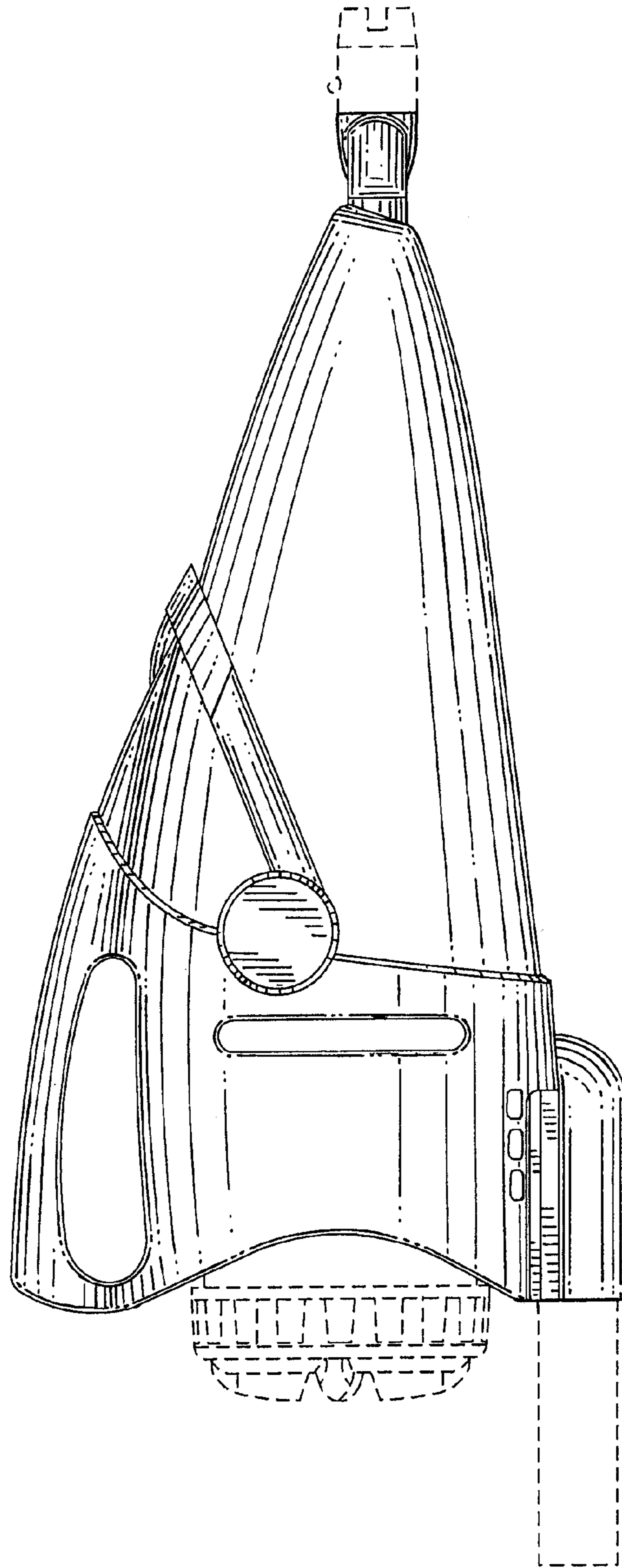


FIG. 4

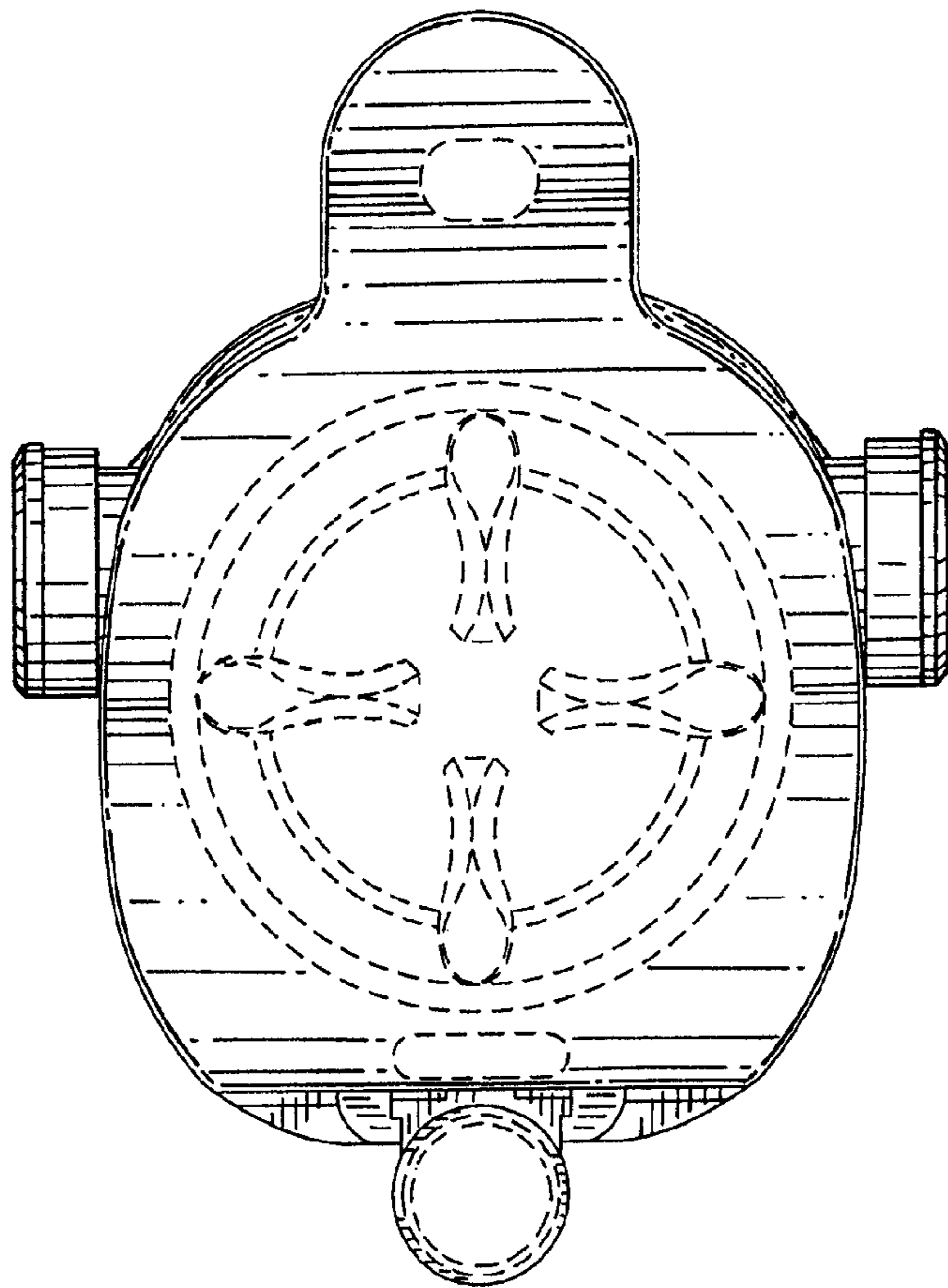


FIG. 5




FIG. 6