



US00D685526S

(12) **United States Design Patent**
Chou et al.

(10) **Patent No.:** **US D685,526 S**
(45) **Date of Patent:** **** Jul. 2, 2013**

(54) **COMPACT CASE**

(75) Inventors: **Mimi Pei-Ching Chou**, Bellevue, WA
(US); **Jaemin Kim**, Seattle, WA (US)

(73) Assignee: **Chou Investments, Inc.**, Bellevue, WA
(US)

(**) Term: **14 Years**

(21) Appl. No.: **29/423,976**

(22) Filed: **Jun. 6, 2012**

(51) **LOC (9) Cl.** **28-03**

(52) **U.S. Cl.**
USPC **D28/81; D28/82**

(58) **Field of Classification Search**
USPC **D28/76-84, 64.1-64.6; 132/286-288,**
132/291, 293-307, 313-318; 206/823, 581

See application file for complete search history.

(56) **References Cited**

U.S. PATENT DOCUMENTS

D137,640 S *	4/1944	Baldanza	D28/82
D357,552 S *	4/1995	Carranza	D28/82
D482,496 S *	11/2003	Jackel-Marken	D28/81
D578,711 S *	10/2008	Burrow et al.	D28/82
D583,505 S *	12/2008	Jackel	D28/82

* cited by examiner

Primary Examiner — Jennifer Rivard
(74) *Attorney, Agent, or Firm* — Lee, Hong, Degerman,
Kang & Waimey

(57) **CLAIM**

The ornamental design for a compact case, substantially as shown and described.

DESCRIPTION

FIG. 1 is a perspective view of the compact case;
FIG. 2 is a top view thereof;
FIG. 3 is a bottom surface view thereof;
FIG. 4 is a side view thereof;
FIG. 5 is a back view thereof; and,
FIG. 6 is a front view thereof.

1 Claim, 6 Drawing Sheets





FIG. 1




FIG. 2

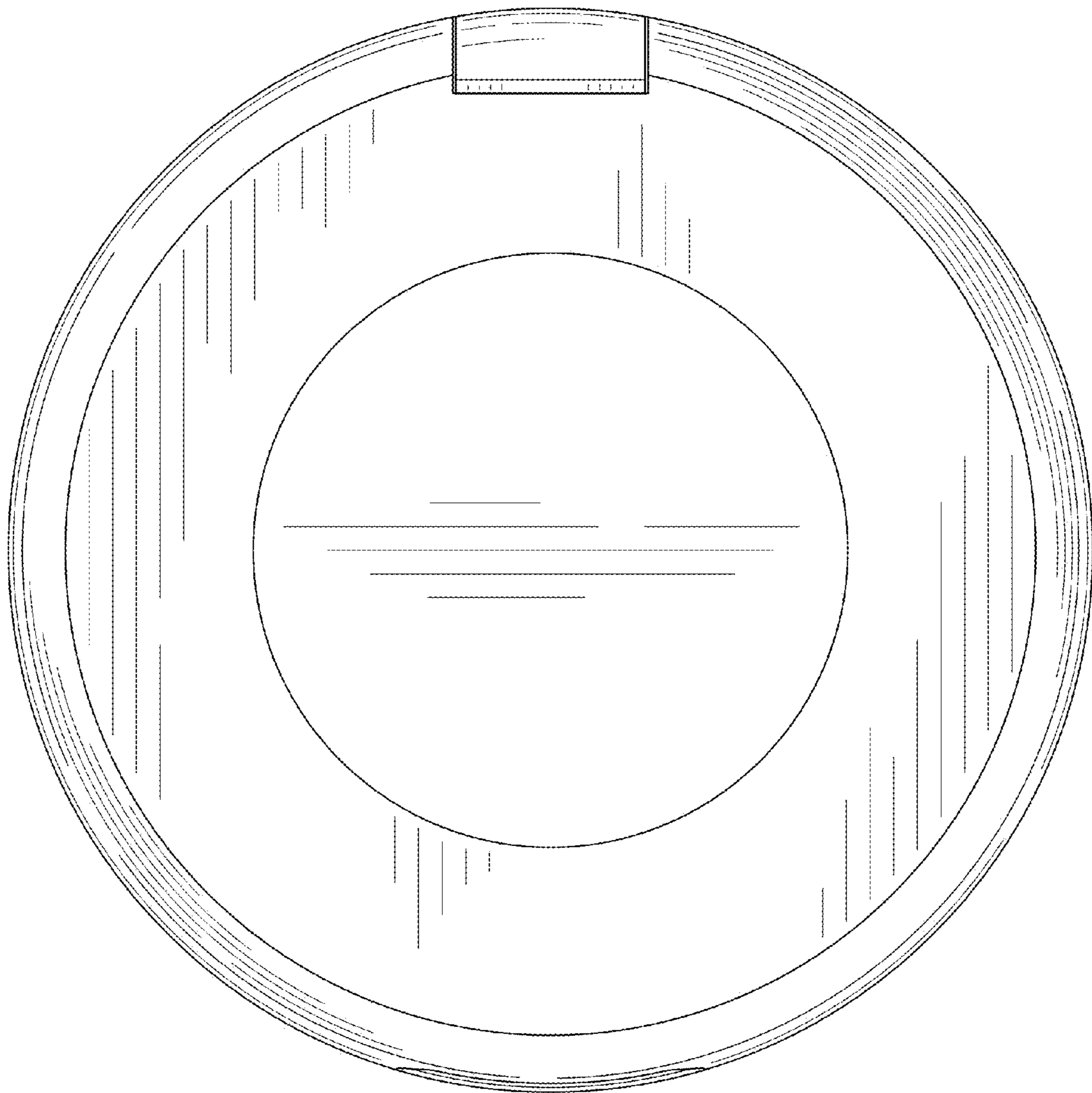


FIG. 3

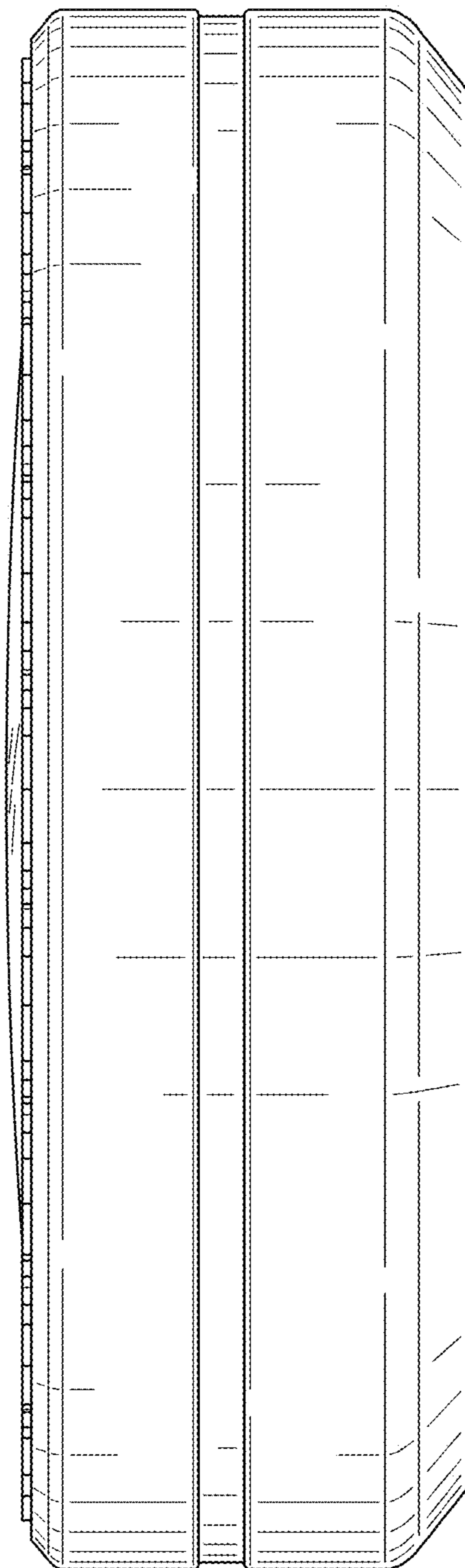


FIG. 4

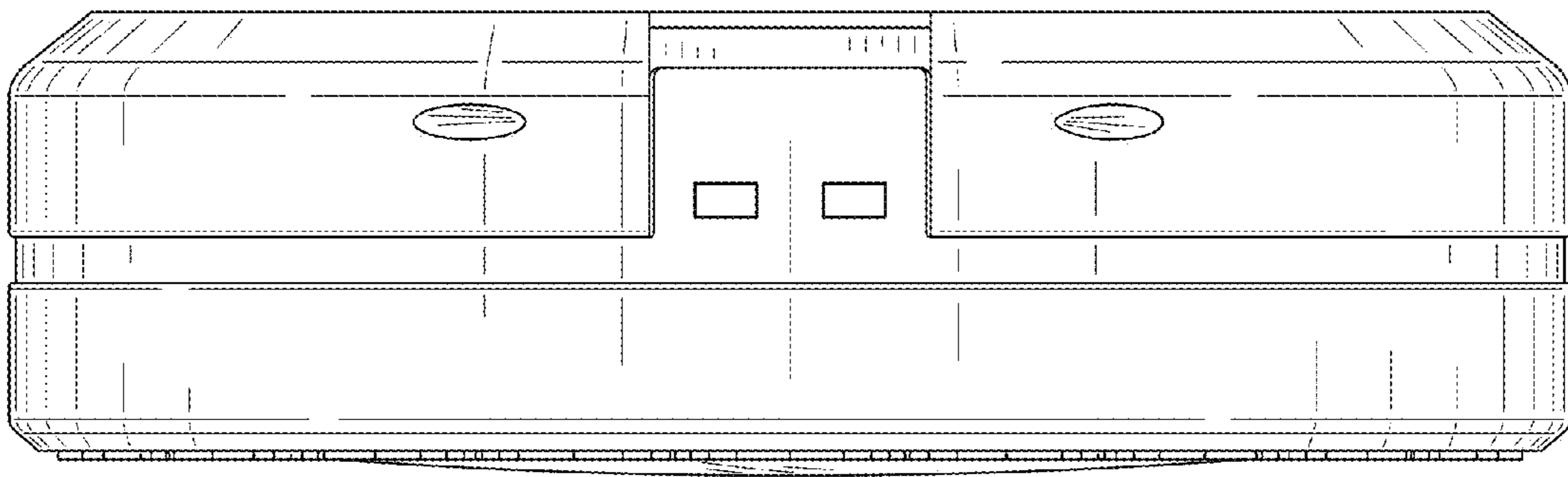


FIG. 5

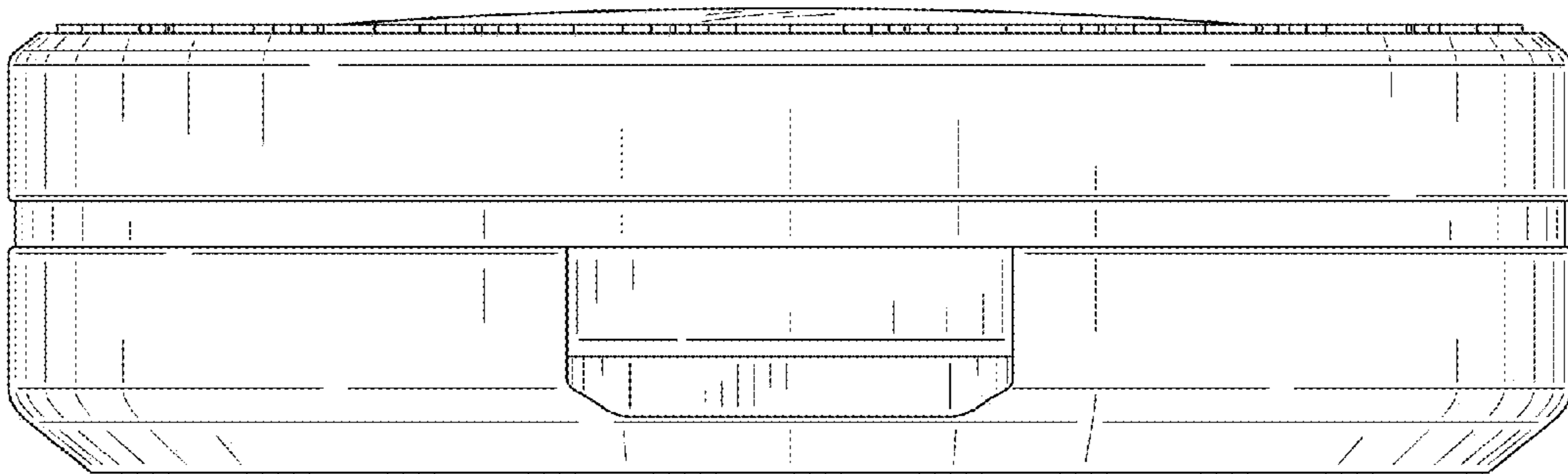


FIG. 6