



US00D685515S

(12) **United States Design Patent**  
**Hoppe**

(10) **Patent No.:** **US D685,515 S**

(45) **Date of Patent:** **\*\* Jul. 2, 2013**

(54) **LIGHT**

D603,072 S \* 10/2009 Scoley ..... D26/24  
D609,392 S \* 2/2010 Salatto-Rose ..... D26/93  
D617,039 S \* 6/2010 Sabernig ..... D26/104

(75) Inventor: **Michael Hoppe**, Annandale (AU)

\* cited by examiner

(73) Assignee: **Pourvin Limited**, Swindon, Wiltshire (GB)

*Primary Examiner* — Brian N Vinson

(\*\*) Term: **14 Years**

(74) *Attorney, Agent, or Firm* — Ladas & Parry, LLP

(21) Appl. No.: **29/432,177**

(57) **CLAIM**

The ornamental design for a light, as shown and described.

(22) Filed: **Sep. 14, 2012**

(51) **LOC (9) Cl.** ..... **26-03**

(52) **U.S. Cl.**  
USPC ..... **D26/93**

(58) **Field of Classification Search**  
USPC ..... D26/1, 24, 67, 93-94, 104-110; 362/153,  
362/255, 257, 317, 362, 382, 410-414, 418,  
362/427, 431, 433, 441  
See application file for complete search history.

**DESCRIPTION**

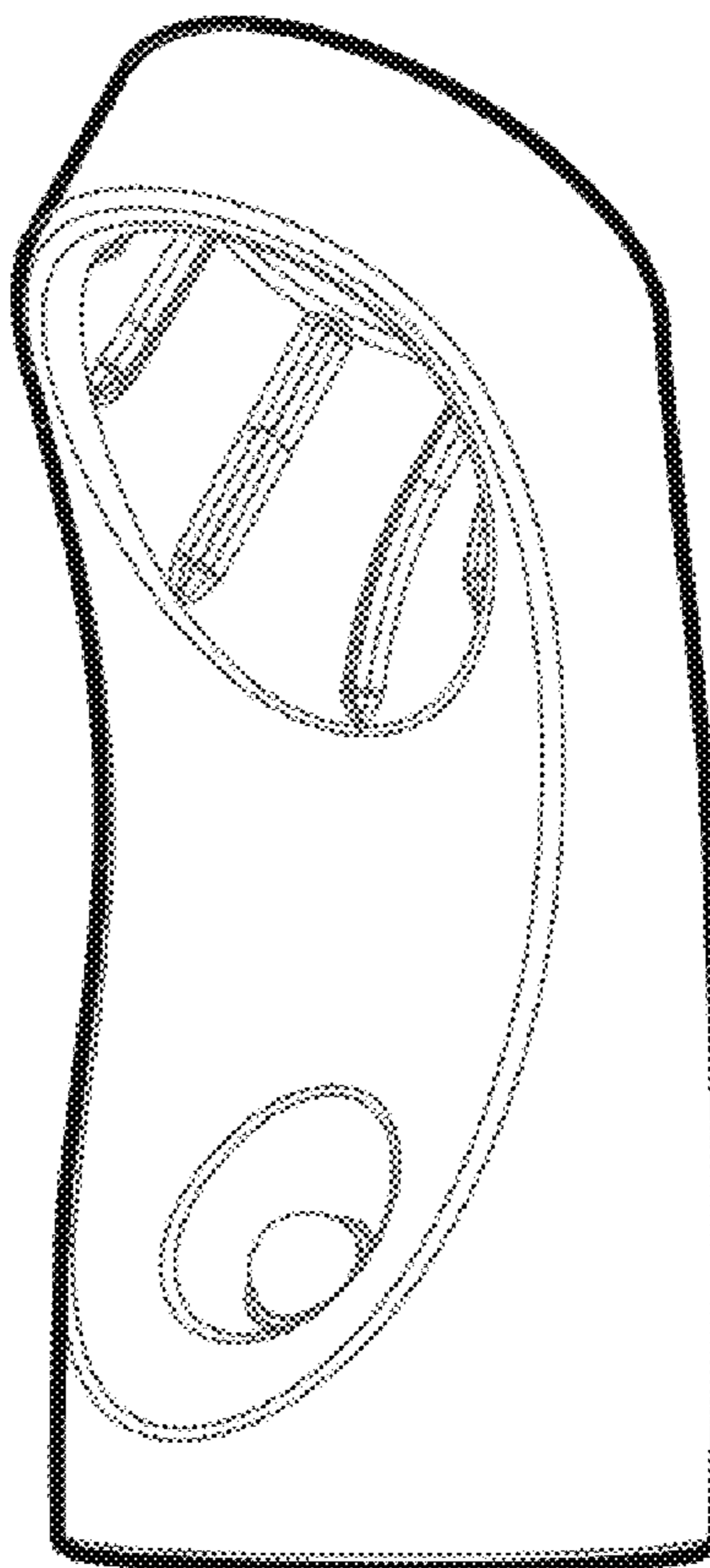
FIG. 1 is a rear perspective view of a light in accordance with the design;  
FIG. 2 is a front perspective view of the design thereof;  
FIG. 3 is a bottom perspective view of the design thereof;  
FIG. 4 is a top view of the design thereof;  
FIG. 5 is a side view of the design thereof;  
FIG. 6 is a rear view of the design thereof;  
FIG. 7 is a side view of of the design thereof;  
FIG. 8 is a front view of the design thereof; and,  
FIG. 9 is a bottom view of the design thereof.

(56) **References Cited**

U.S. PATENT DOCUMENTS

D509,316 S \* 9/2005 Solari et al. .... D26/104  
D509,618 S \* 9/2005 Baarman et al. .... D26/106

**1 Claim, 2 Drawing Sheets**






FIG. 1




FIG. 2




FIG. 3

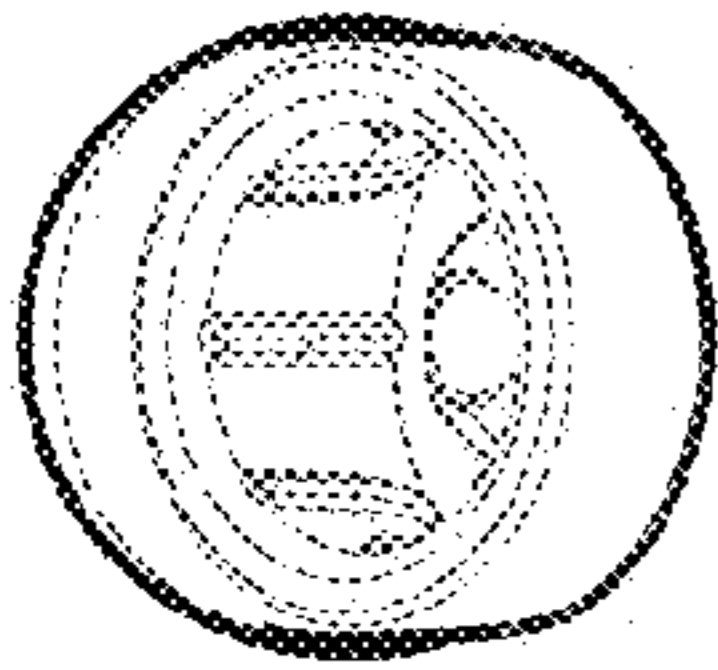


FIG. 4



FIG. 5

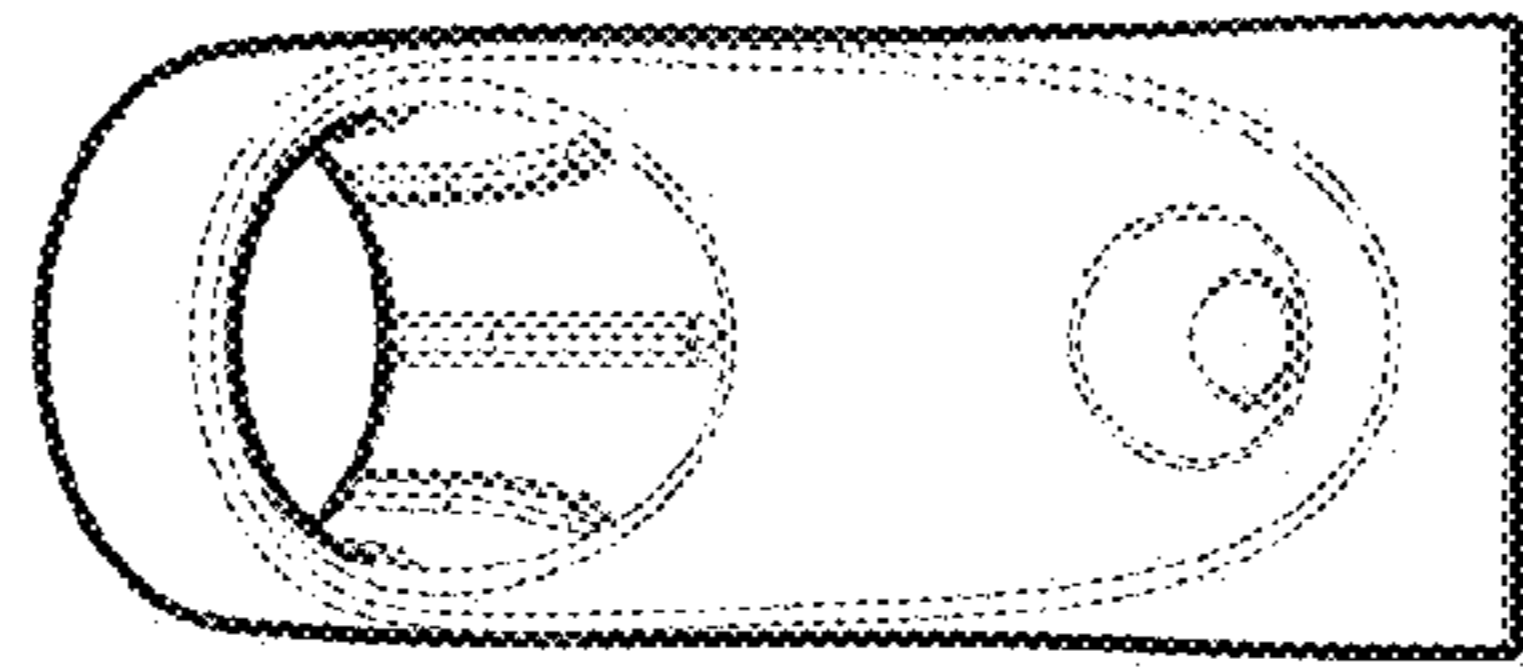


FIG. 6




FIG. 7



FIG. 8

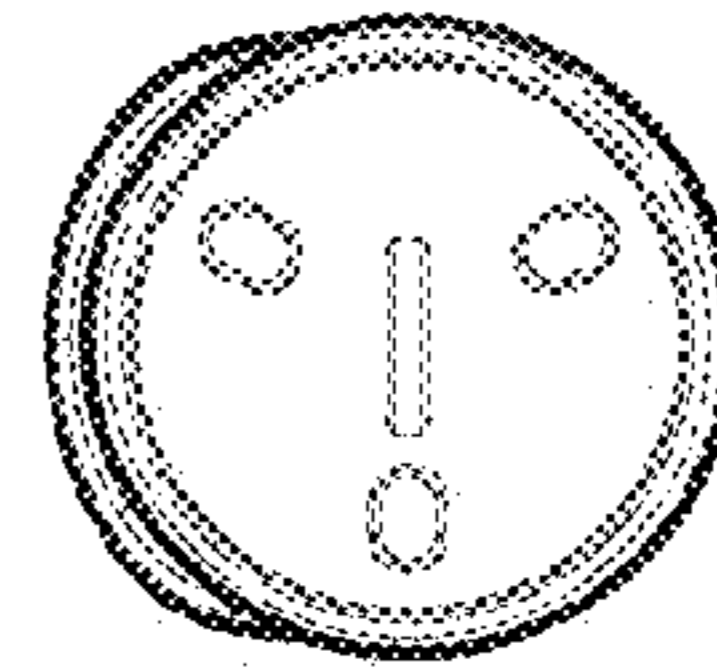


FIG. 9