



US00D685510S

(12) **United States Design Patent**  
**Henry et al.**

(10) **Patent No.:** **US D685,510 S**  
(45) **Date of Patent:** **\*\* Jul. 2, 2013**

(54) **FLASHLIGHT**

(75) Inventors: **Louis F. Henry**, Scarsdale, NY (US);  
**Bruce Ancona**, New York, NY (US);  
**Jacob Wilson**, New York, NY (US)

(73) Assignee: **Blackbeam LLC**, New York, NY (US)

(\*\*) Term: **14 Years**

(21) Appl. No.: **29/400,932**

(22) Filed: **Sep. 2, 2011**

(51) **LOC (9) Cl.** ..... **26-05**

(52) **U.S. Cl.**  
USPC ..... **D26/60**

(58) **Field of Classification Search**  
USPC ..... D26/60, 61, 63-66, 28, 29, 36, 37-40,  
D26/44, 46; 362/191, 197-199, 396, 473-478  
See application file for complete search history.

(56) **References Cited**

U.S. PATENT DOCUMENTS

1,606,219 A	11/1926	Havens	
4,399,498 A	8/1983	Bacevius	362/396
4,533,982 A	8/1985	Kozar	362/183
4,654,764 A	3/1987	Hsiao	362/199
D324,110 S	2/1992	Yuen	D26/60
5,101,333 A	3/1992	Glassford	362/396
5,448,463 A	9/1995	Leen	362/396
D376,865 S	12/1996	Chan	D26/44
D378,434 S	3/1997	Petterson et al.	D26/44
D404,839 S	1/1999	Petterson et al.	D26/44
D410,557 S	6/1999	Petterson et al.	D26/44
5,993,022 A	11/1999	Neyer et al.	362/199
6,012,827 A	1/2000	Caplan et al.	362/396
D428,175 S	7/2000	Lynch et al.	D26/44
6,176,592 B1	1/2001	Kovacik et al.	362/199
6,457,841 B1	10/2002	Lynch et al.	362/199

D467,375 S	12/2002	Lynch et al.	D26/44
6,575,587 B2	6/2003	Cramer et al.	362/105
6,585,400 B2	7/2003	Leen	362/418
D496,483 S	9/2004	Christianson	D26/60
6,802,623 B1	10/2004	Hsu et al.	362/199
6,905,223 B2	6/2005	Halasz	362/197
6,913,370 B2	7/2005	Ping	362/199
7,011,423 B2	3/2006	Chen	
7,040,783 B1	5/2006	Christianson	362/102

(Continued)

FOREIGN PATENT DOCUMENTS

CN 1645417 A 7/2005

OTHER PUBLICATIONS

International Search Report from corresponding PCT/US2009/042830 dated Jul. 7, 2009.

(Continued)

*Primary Examiner* — Susan M Lee

*Assistant Examiner* — Linda G Brooks

(74) *Attorney, Agent, or Firm* — Ohlandt, Greeley, Ruggiero & Perle, L.L.P.

(57) **CLAIM**

The ornamental design for a flashlight, as shown and described.

**DESCRIPTION**

FIG. 1 is a first perspective view of the flashlight according to the present design;

FIG. 2 is a first side view of the flashlight of FIG. 1;

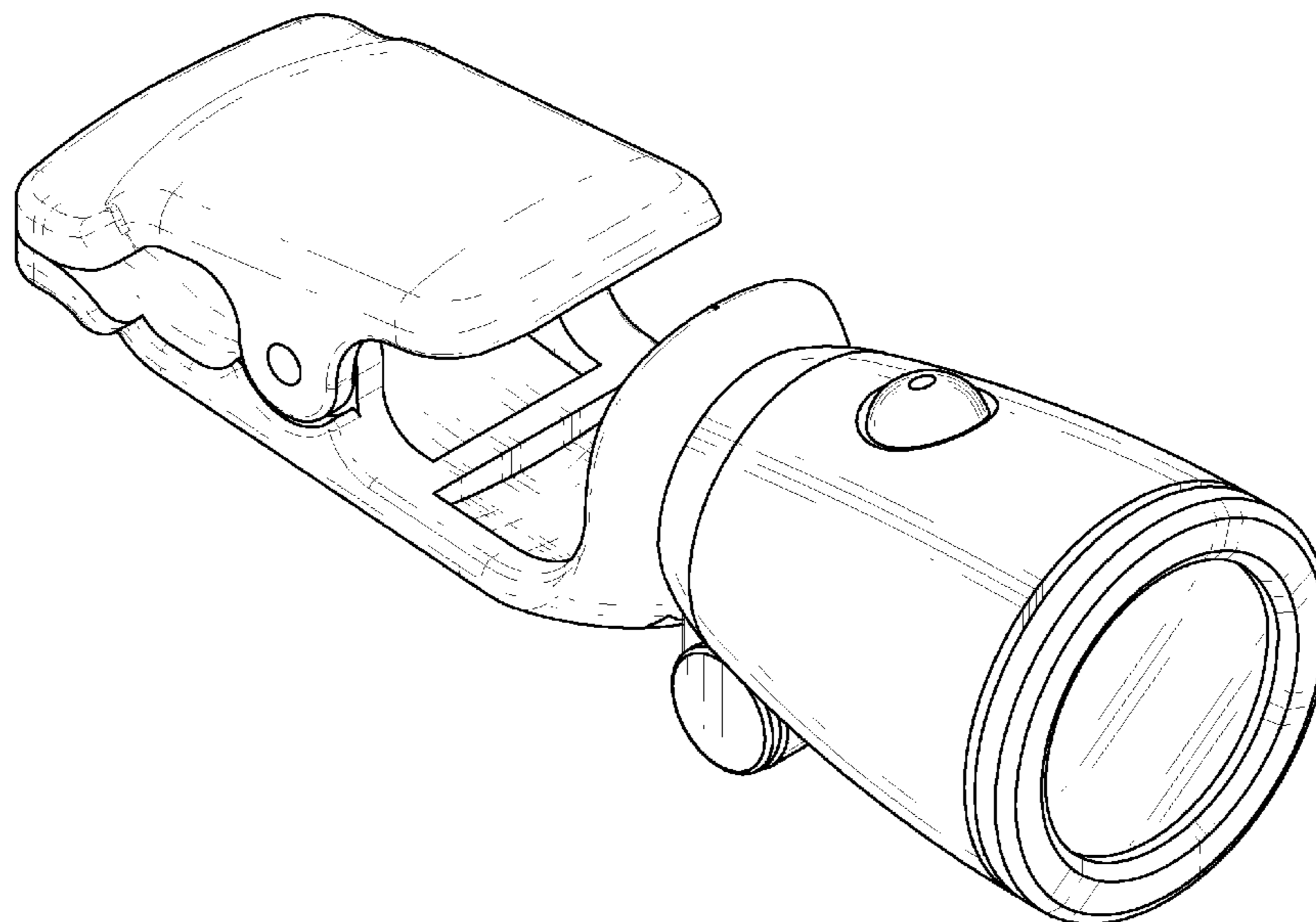
FIG. 3 is a second side view of the flashlight of FIG. 1;

FIG. 4 is a side elevational view of the flashlight of FIG. 1;

FIG. 5 is a third side view of the flashlight of FIG. 1; and,

FIG. 6 is a fourth side view of the flashlight of FIG. 1.

**1 Claim, 5 Drawing Sheets**



# US D685,510 S

Page 2

## U.S. PATENT DOCUMENTS

7,063,435 B2 6/2006 Dallas ..... 362/119  
7,111,965 B2 9/2006 Hsu ..... 362/396  
7,172,310 B2 2/2007 Hsu ..... 362/396  
7,175,318 B2 2/2007 Booty, Jr. .... 362/197  
D541,965 S 5/2007 Shiu ..... D26/60  
D542,450 S 5/2007 Shiu ..... D26/60  
7,222,996 B2 5/2007 Lin ..... 362/396  
D554,783 S 11/2007 Shiu ..... D26/39  
7,318,657 B2 1/2008 Booty, Jr. .... 362/396  
7,347,596 B2\* 3/2008 Ishikawa ..... 362/473  
7,357,540 B2 4/2008 Booty, Jr. .... 362/396  
7,390,105 B2 6/2008 Nelson et al. .... 362/198  
7,410,272 B2 8/2008 Halasz ..... 362/296  
7,481,554 B2 1/2009 Anderson et al. .... 362/250  
7,513,662 B2 4/2009 Parker et al. .... 362/396  
7,540,623 B2 6/2009 Petzl et al. .... 362/197

7,572,024 B2 8/2009 Ko et al. .... 362/191  
D605,795 S 12/2009 Baker et al. .... D26/44  
D612,967 S\* 3/2010 Gan et al. .... D26/46  
7,850,329 B2 12/2010 Henry et al. .... 362/191  
8,025,420 B2\* 9/2011 Henry et al. .... 362/191  
2007/0076410 A1 4/2007 Halasz ..... 362/197  
2008/0055888 A1 3/2008 Sharrah et al. .... 362/106  
2009/0122562 A1 5/2009 Lee ..... 362/396  
2009/0154161 A1 6/2009 Parker et al. .... 362/249.05

## OTHER PUBLICATIONS

English Translation of Office Action dated Jul. 12, 2010 from corresponding Chinese Application No. 200810215919.7.  
European Search Report dated Apr. 26, 2011 from corresponding EP 09743456.7.

\* cited by examiner

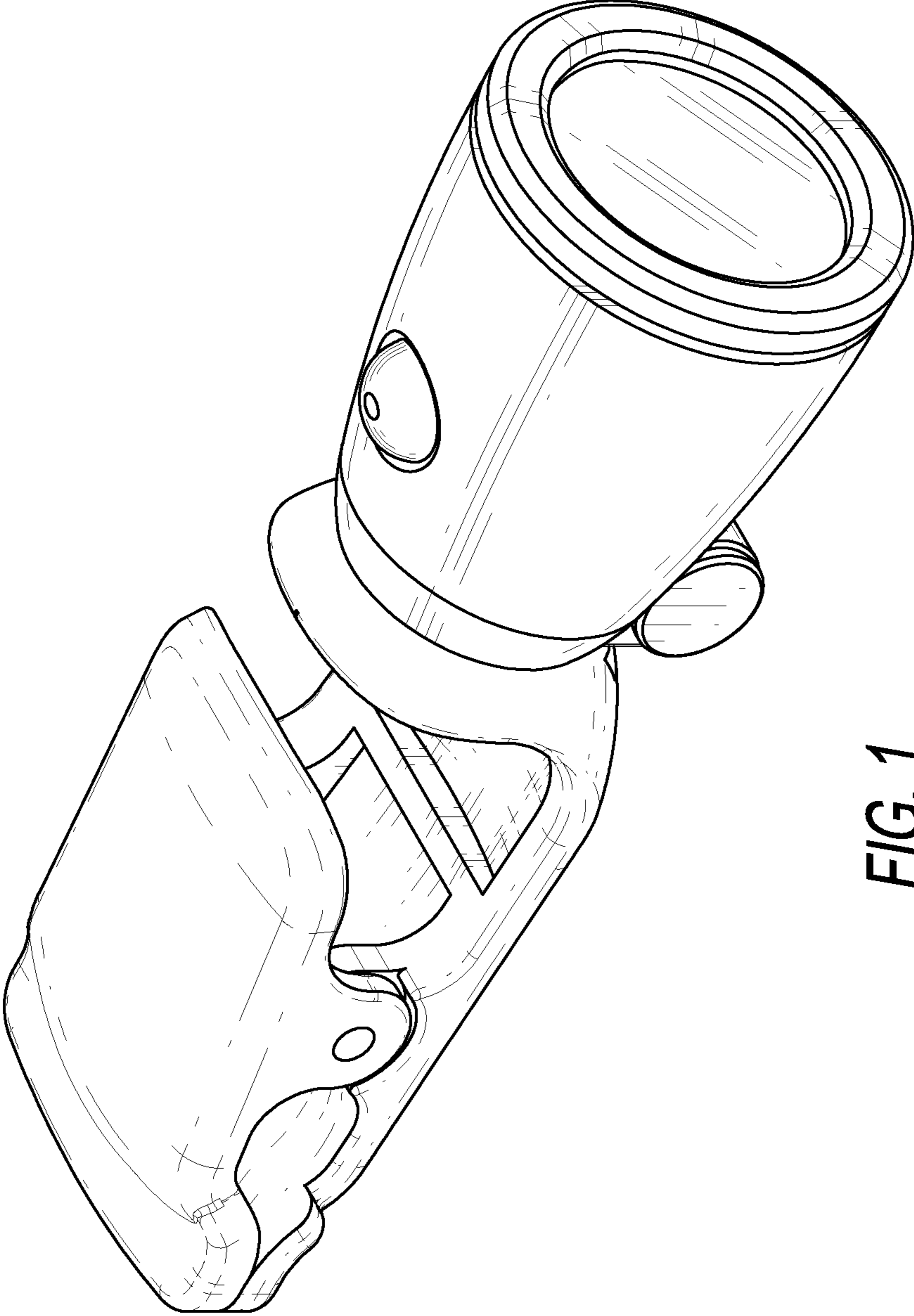

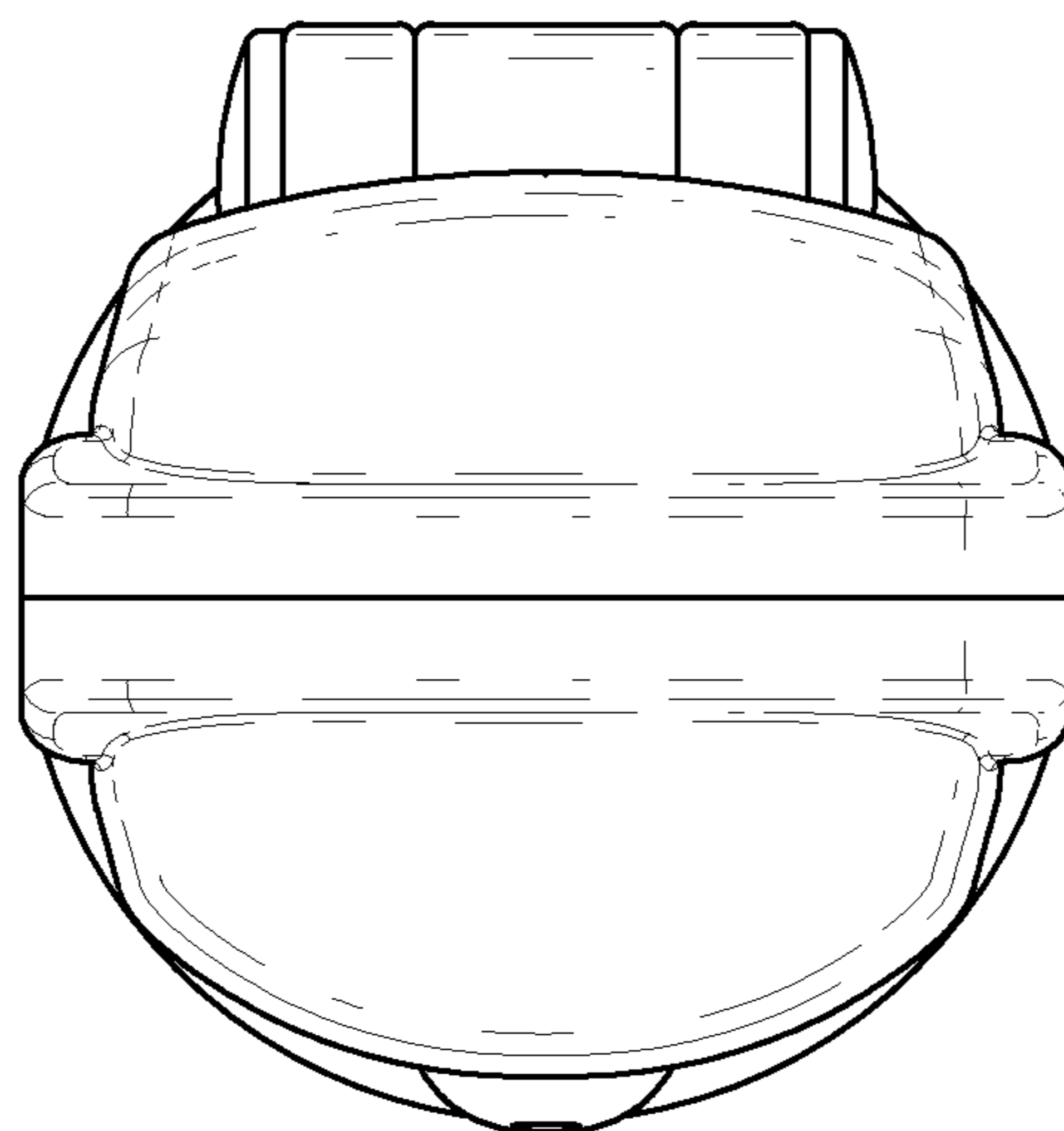


FIG. 1



*FIG. 2*



*FIG. 3*

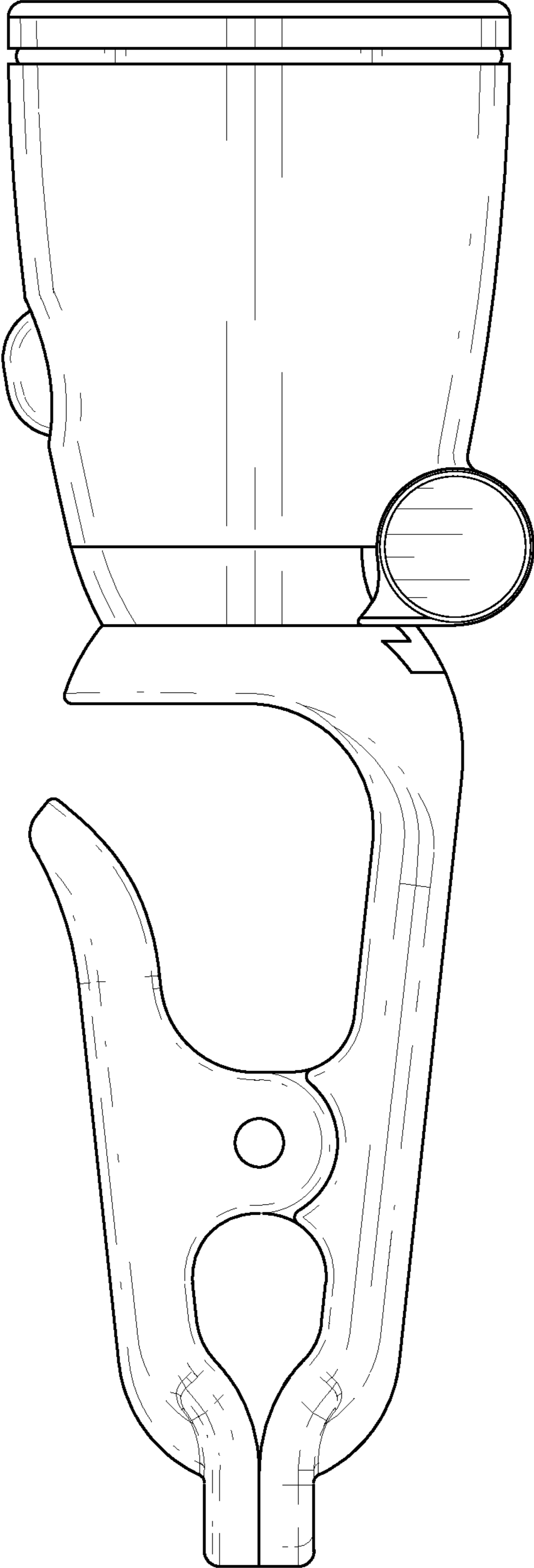


FIG. 4

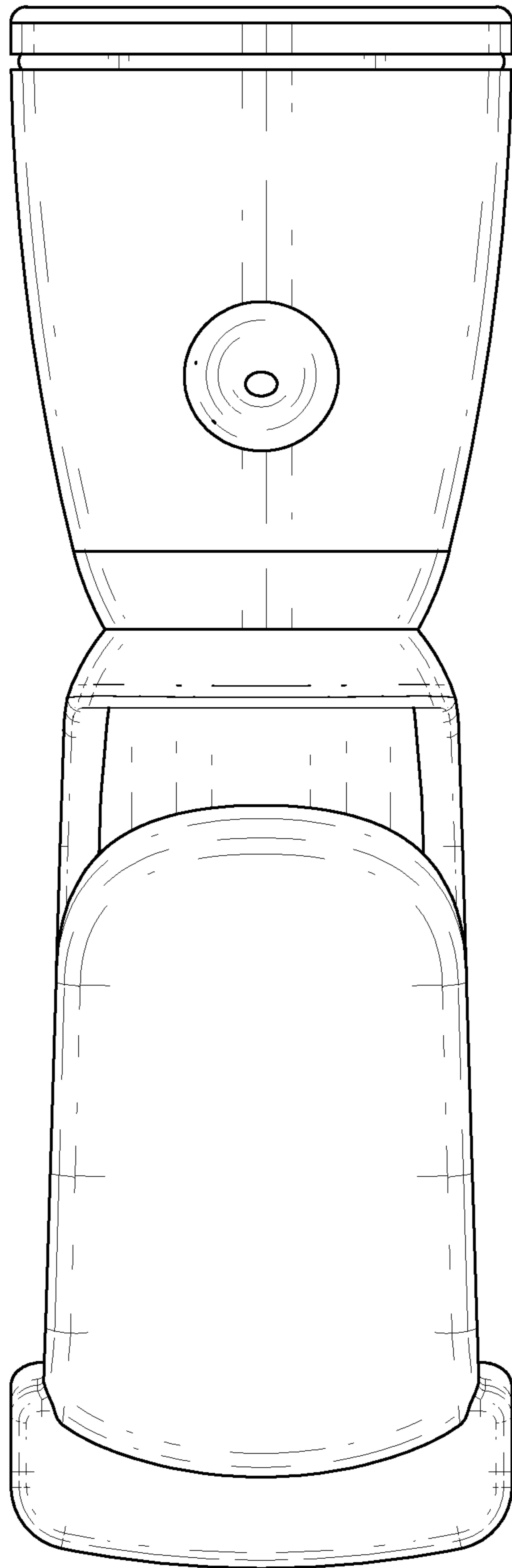


FIG. 5

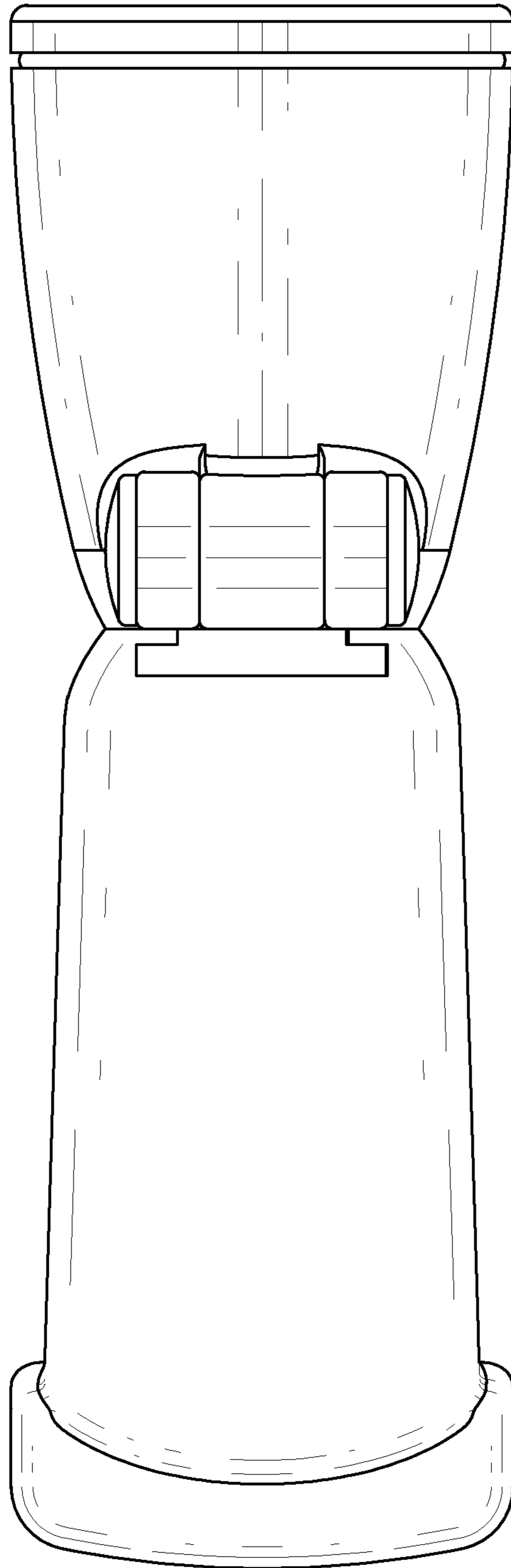


FIG. 6