



US00D685473S

(12) **United States Design Patent**  
**Head**

(10) **Patent No.:** **US D685,473 S**  
(45) **Date of Patent:** **\*\* Jul. 2, 2013**

(54) **SURGICAL REAMER**  
(75) Inventor: **William C. Head**, McKinney, TX (US)  
(73) Assignee: **Grace Manufacturing, Inc.**,  
Russellville, AR (US)  
(\*\*) Term: **14 Years**  
(21) Appl. No.: **29/403,911**  
(22) Filed: **Oct. 12, 2011**  
(51) **LOC (9) Cl.** ..... **24-02**  
(52) **U.S. Cl.**  
USPC ..... **D24/146**  
(58) **Field of Classification Search**  
USPC . D24/146, 147, 131; D15/138, 139; 175/399,  
175/344; 408/83, 239, 713; 606/79, 80, 81,  
606/84, 85-87, 180  
See application file for complete search history.

D577,552 S 9/2008 Chalfant et al.  
7,473,254 B2 1/2009 White et al.  
D600,809 S 9/2009 Petersen  
7,803,160 B2\* 9/2010 Keller ..... 606/81  
7,901,405 B2 3/2011 White et al.  
7,922,721 B2\* 4/2011 Lechot et al. .... 606/81  
8,025,662 B2 9/2011 Knisely et al.  
8,052,689 B2\* 11/2011 Sherry et al. .... 606/81  
2003/0035693 A1 2/2003 Chalfant  
2004/0133209 A1 7/2004 Chappuis  
2004/0193168 A1 9/2004 Long et al.  
2004/0247403 A1 12/2004 Grace et al.

(Continued)

**FOREIGN PATENT DOCUMENTS**

WO 2007121313 10/2007

*Primary Examiner* — Ian Simmons

*Assistant Examiner* — Carissa C Fitts

(74) *Attorney, Agent, or Firm* — Warner Norcross & Judd  
LLP

(57) **CLAIM**

The ornamental design for a surgical reamer, as shown and described.

**DESCRIPTION**

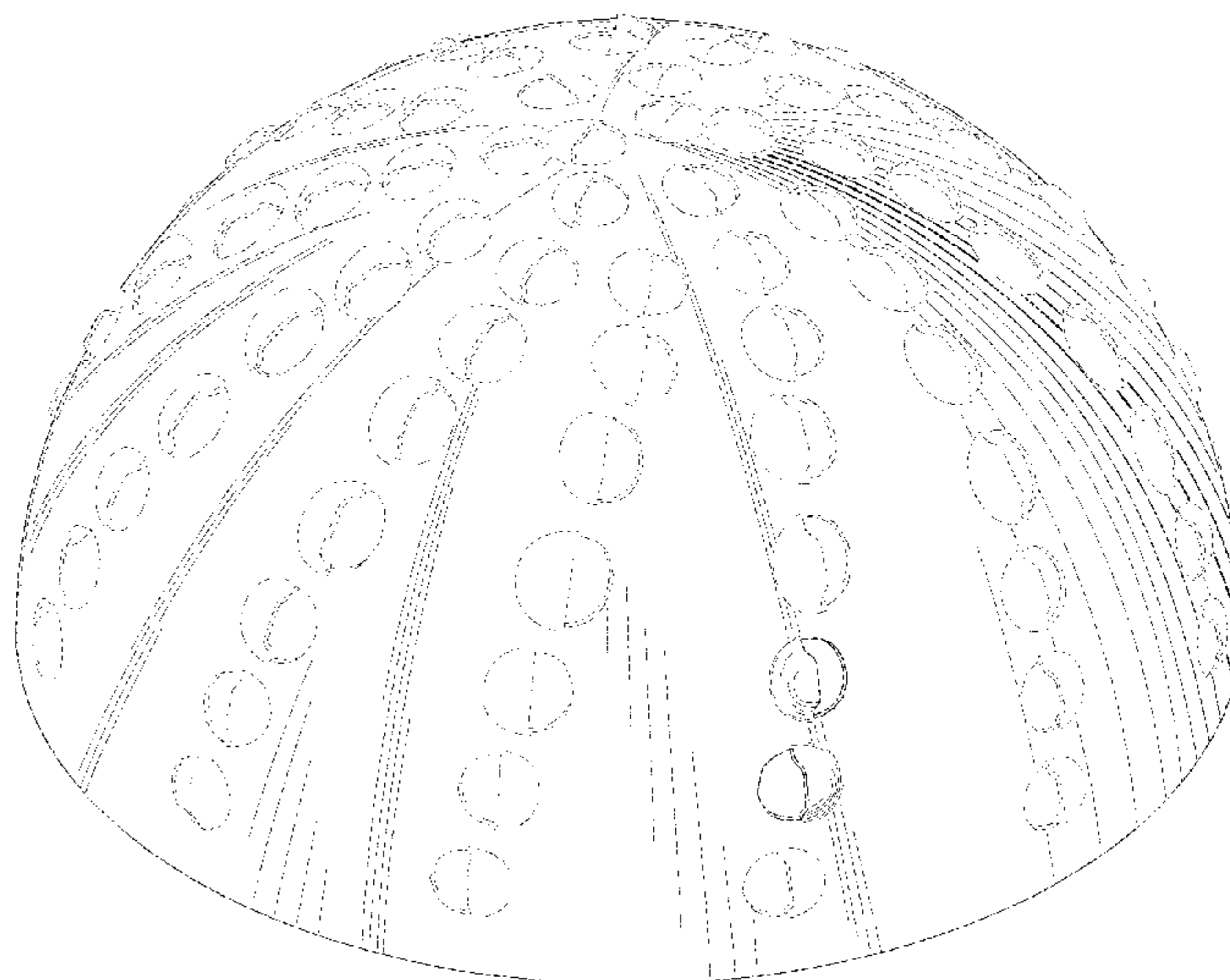
FIG. 1 is a perspective view of the surgical reamer embodying the new design;  
FIG. 2 is a right side view thereof;  
FIG. 3 is a left side view thereof;  
FIG. 4 is a front view thereof;  
FIG. 5 is a rear view thereof; and,  
FIG. 6 is a top view thereof.  
FIGS. 1-6 show features of a surgical reamer in phantom lines. These features are shown for environmental purposes and do not form any part of the claimed design. Further, the phantom lines immediately adjacent the solid-line portions of the design form the boundary of the design, with the phantom lines forming no part of the claimed design.

**1 Claim, 6 Drawing Sheets**

(56) **References Cited**

**U.S. PATENT DOCUMENTS**

4,023,572 A \* 5/1977 Weigand et al. .... 606/81  
5,100,267 A \* 3/1992 Salyer ..... 407/54  
5,302,234 A 4/1994 Grace et al.  
5,462,548 A 10/1995 Pappas et al.  
5,499,984 A 3/1996 Steiner et al.  
5,658,290 A 8/1997 Lechot  
D400,547 S 11/1998 Albrektsson et al.  
5,981,895 A 11/1999 Grace et al.  
6,106,536 A 8/2000 Lechot  
6,129,732 A \* 10/2000 Lechot ..... 606/80  
6,168,600 B1 1/2001 Grace et al.  
6,702,819 B2 3/2004 Lechot  
6,951,563 B2\* 10/2005 Wolford ..... 606/81  
6,979,335 B2 12/2005 Lechot  
7,011,662 B2 3/2006 Lechot et al.  
7,115,119 B2 10/2006 Desarzens  
7,217,272 B2\* 5/2007 Salyer ..... 606/80  
7,293,588 B2 11/2007 Dawson et al.  
D568,118 S 5/2008 Chalfant et al.



# US D685,473 S

Page 2

---

## U.S. PATENT DOCUMENTS

2005/0203525	A1*	9/2005	White et al. ....	606/80	2010/0168749	A1*	7/2010	Sidebotham et al. ....	606/79
2006/0025774	A1*	2/2006	Fishbein et al. ....	606/81	2010/0270406	A1	10/2010	Grace et al.	
2006/0195110	A1*	8/2006	White et al. ....	606/81	2010/0280517	A1	11/2010	Cawthan et al.	
2007/0276396	A1	11/2007	McCarthy		2011/0015634	A1	1/2011	Smith et al.	
2008/0103516	A1	5/2008	Wulfman et al.		2011/0092974	A1	4/2011	Parker	
2008/0161813	A1	7/2008	Sherry et al.		2011/0098710	A1	4/2011	Spratt et al.	
2010/0012758	A1	1/2010	Chalfant et al.		2011/0112540	A1	5/2011	McLean et al.	
2010/0069908	A1	3/2010	Sidebotham et al.		2011/0202061	A1	8/2011	Lehot et al.	
2010/0145342	A1	6/2010	Grace et al.						

\* cited by examiner

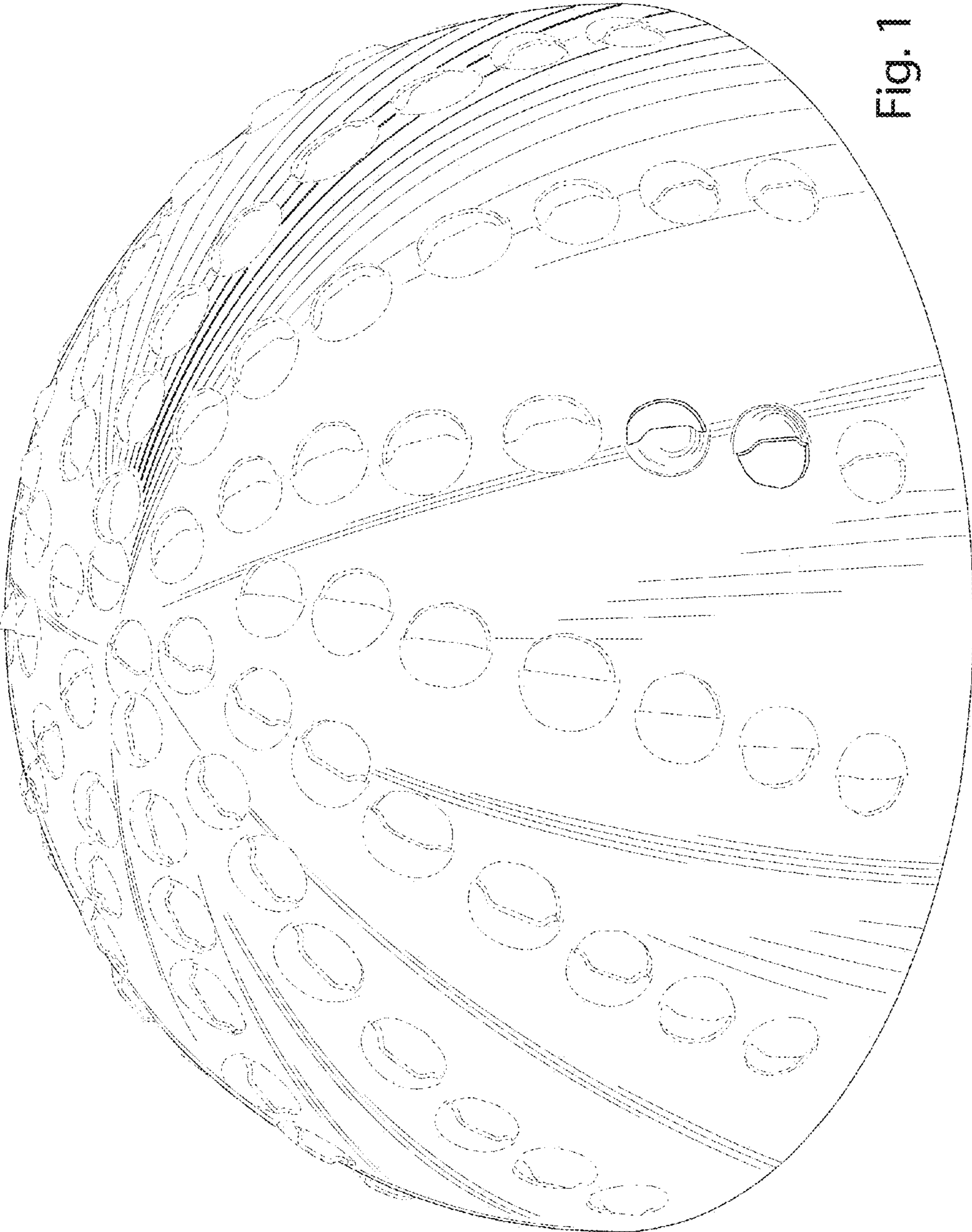


Fig. 1

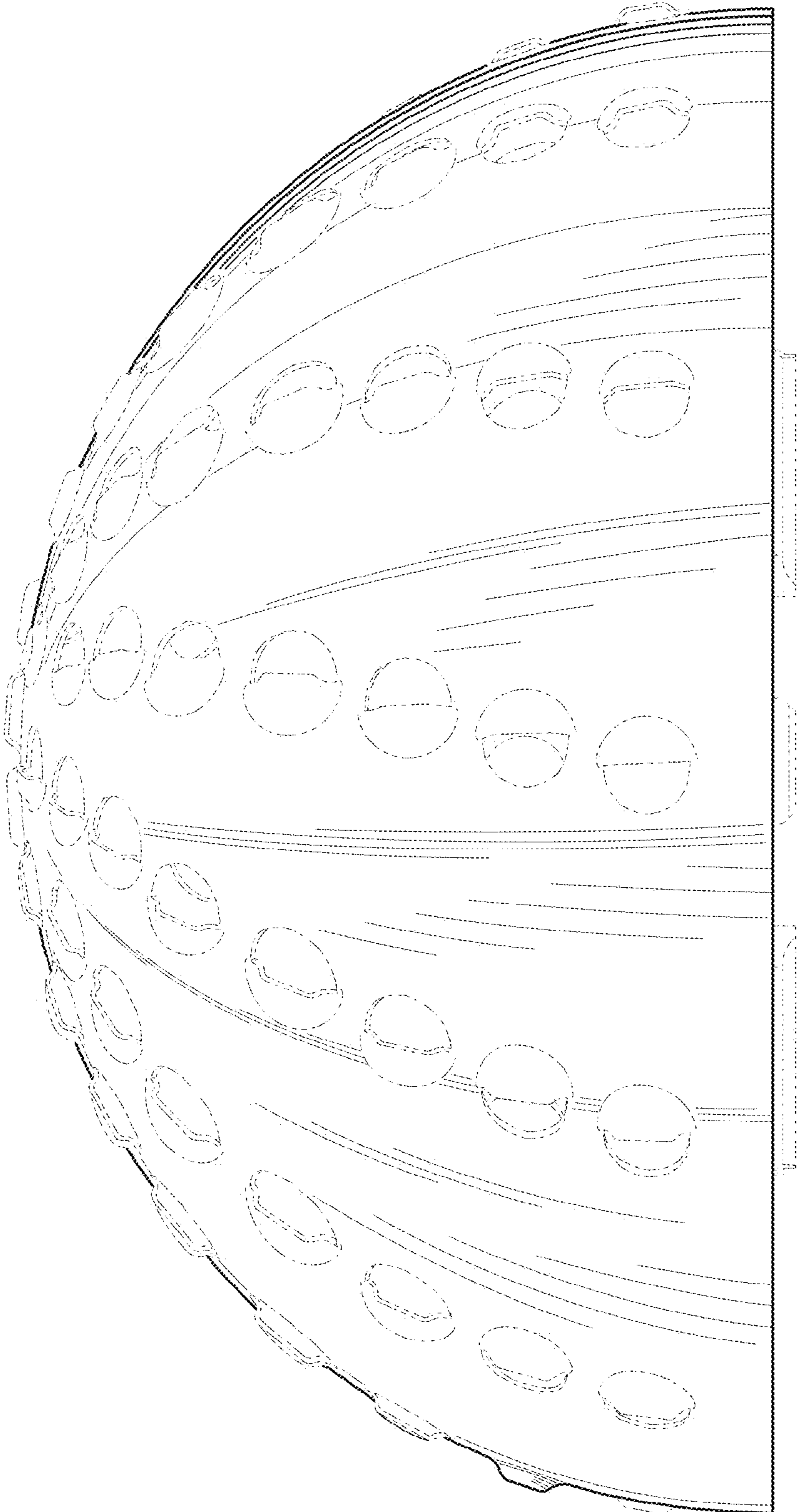


Fig. 2

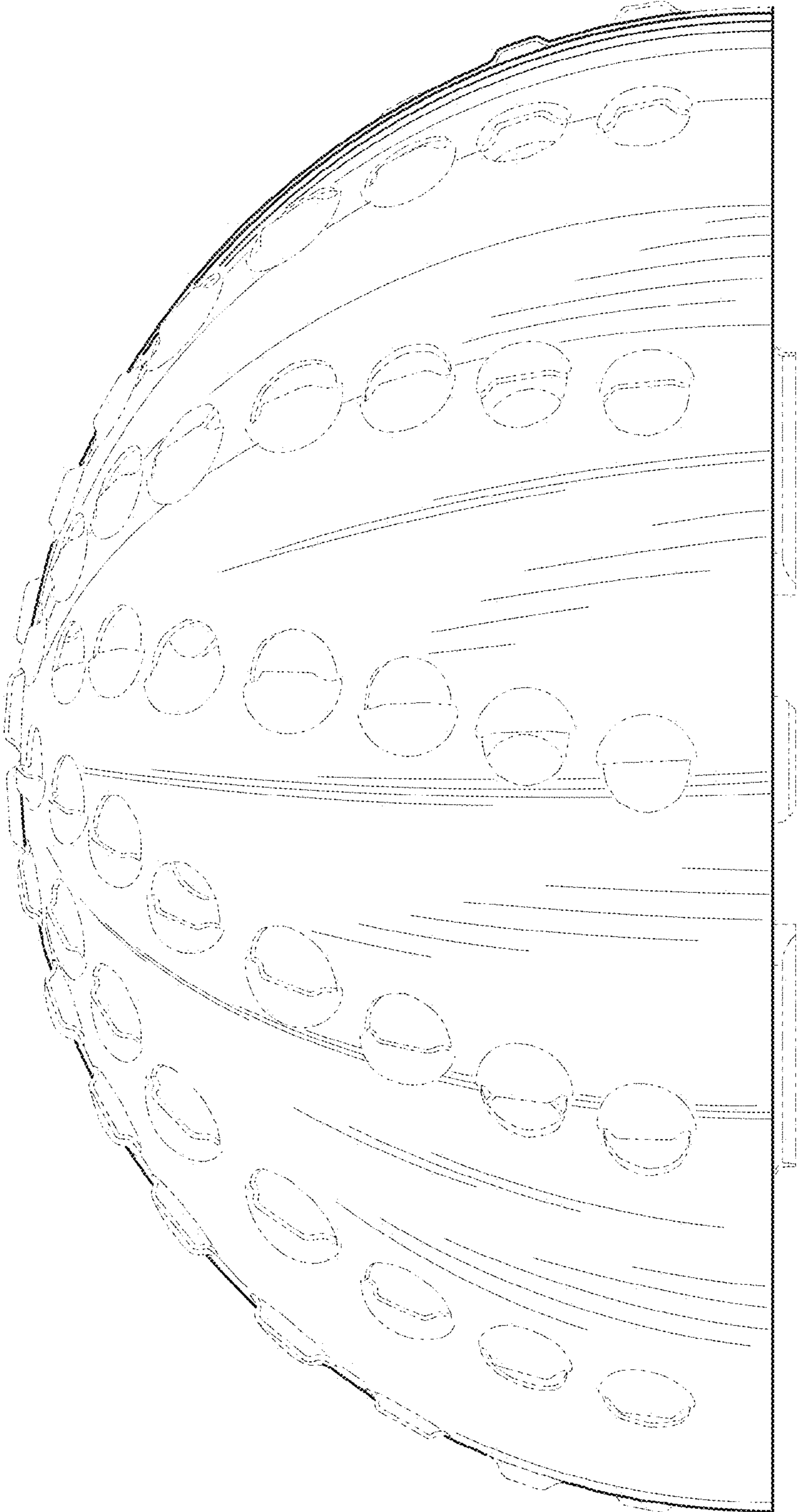


Fig. 3

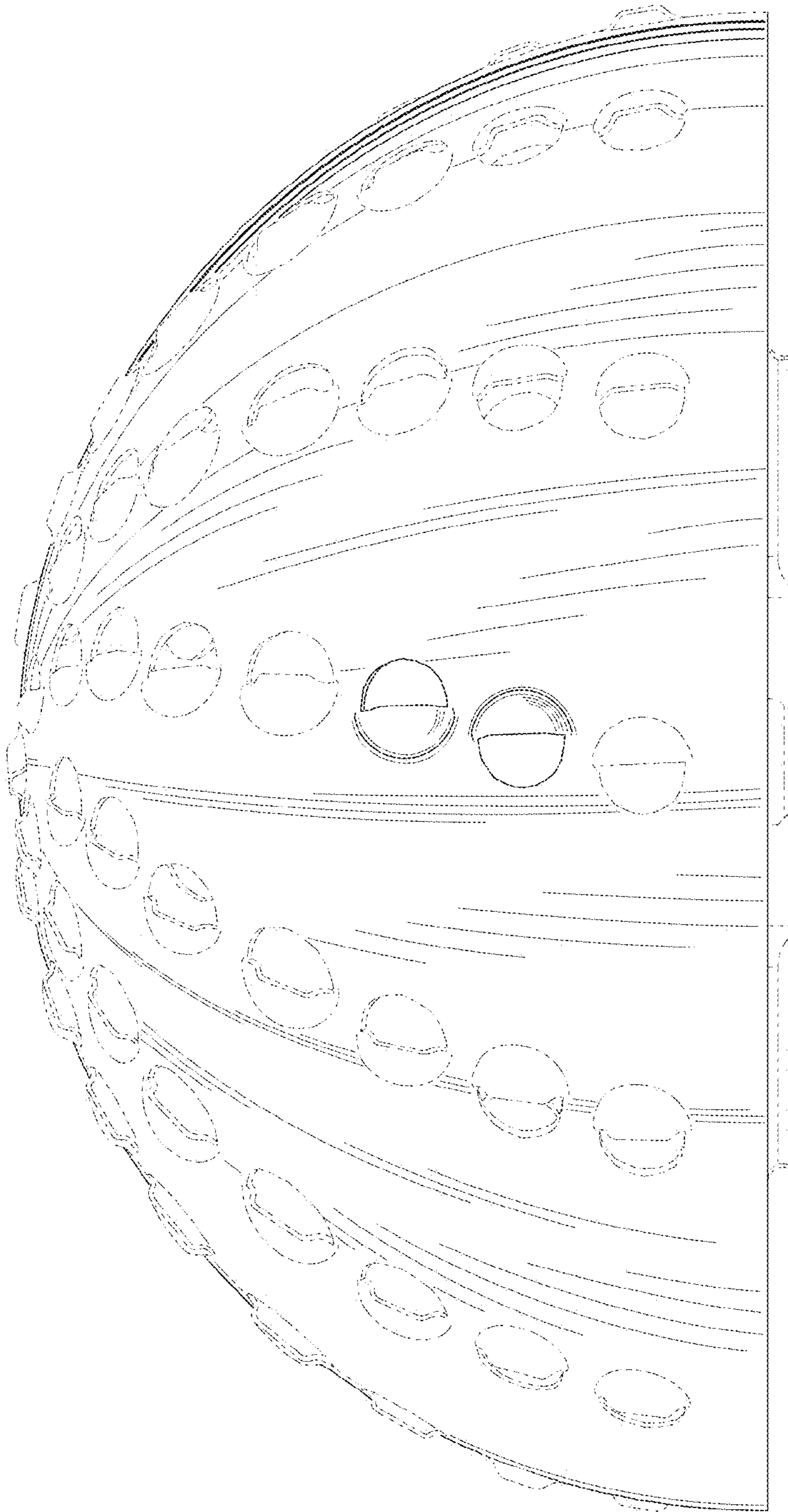


Fig. 4

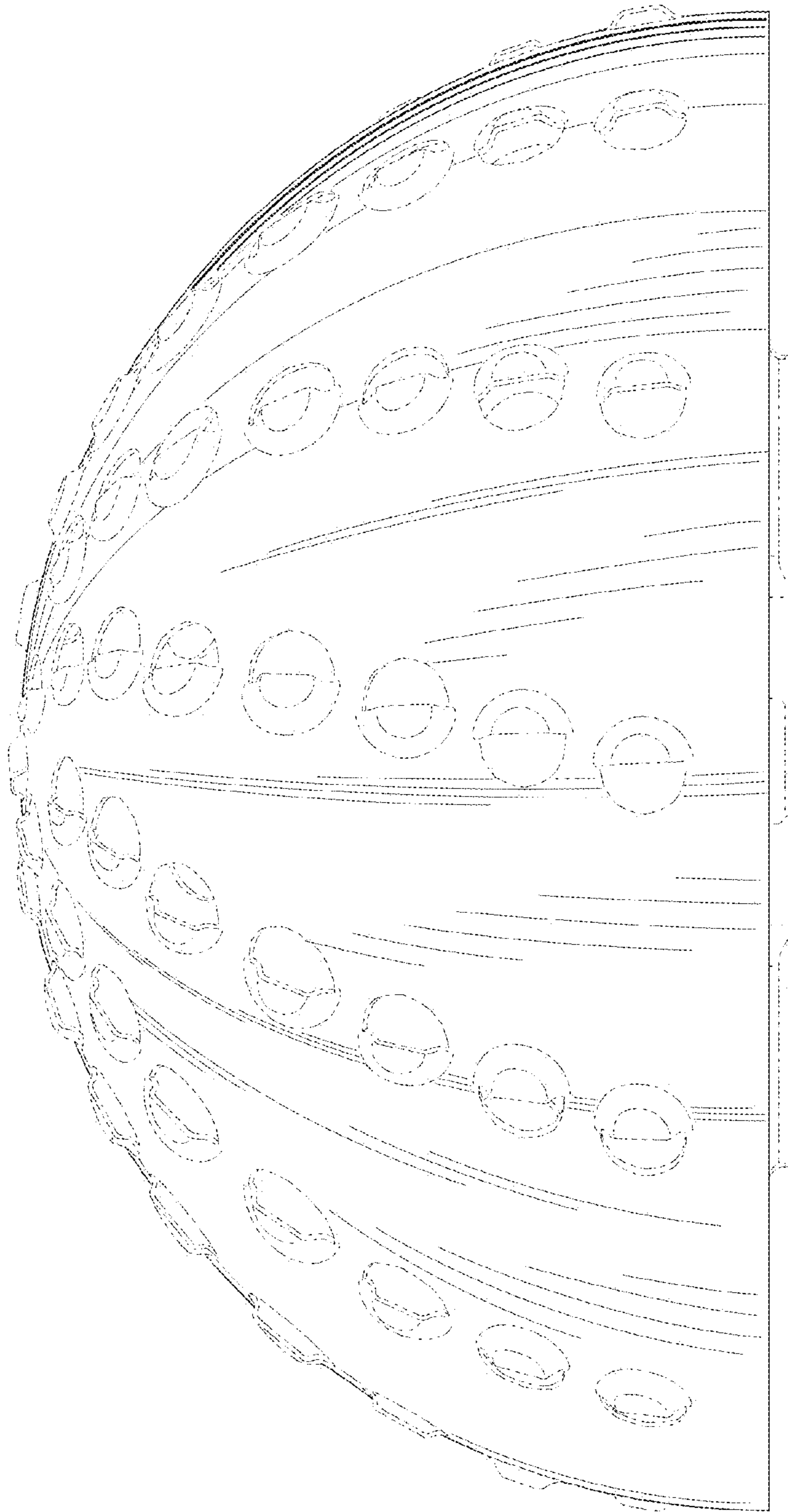


Fig. 5

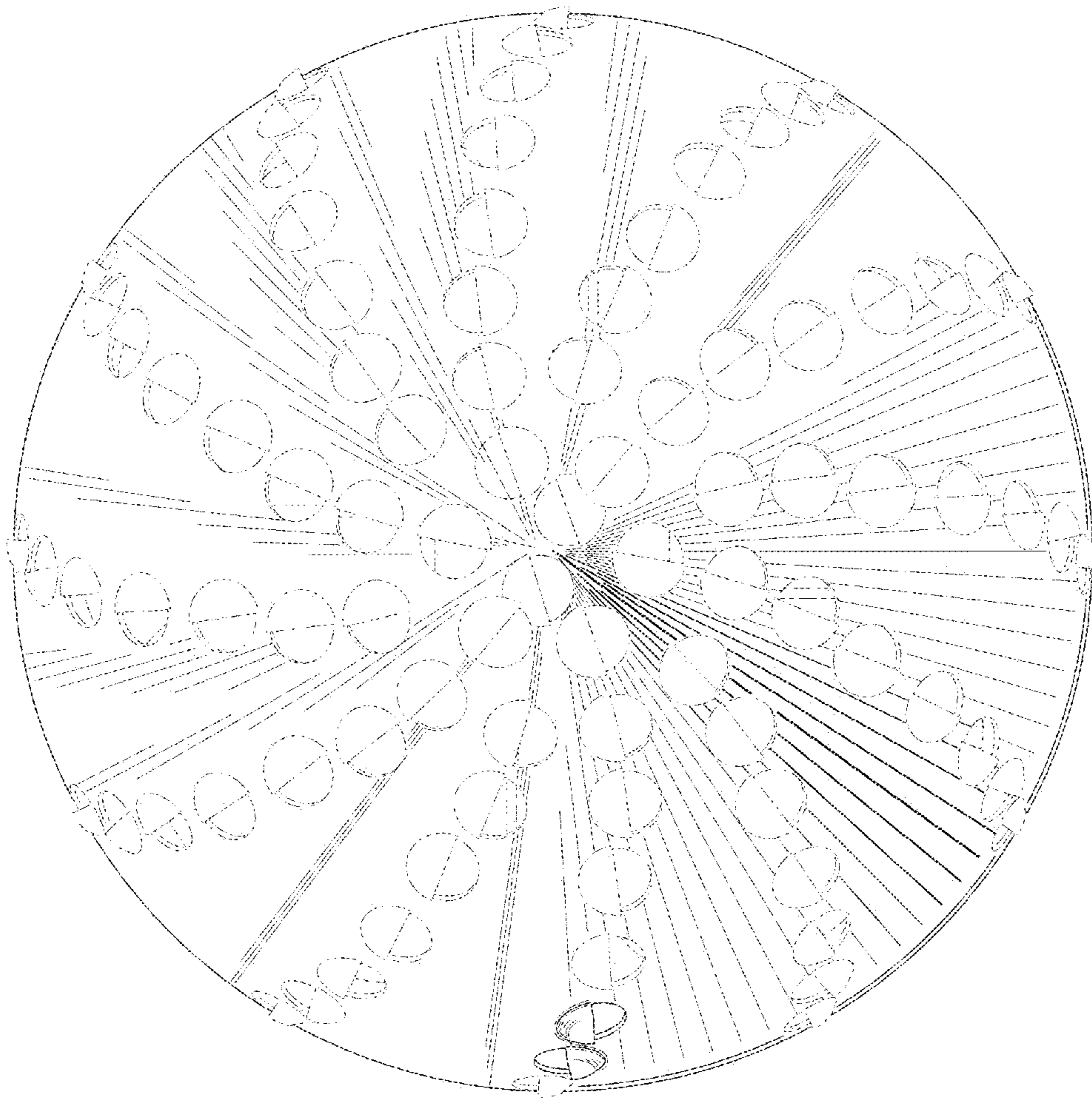


Fig. 6