



US00D685466S

(12) **United States Design Patent**
Moshinsky

(10) **Patent No.:** **US D685,466 S**
(45) **Date of Patent:** **** Jul. 2, 2013**

(54) **BI-DIRECTIONAL PERFUSION CANNULA**

(75) Inventor: **Randall Aron Moshinsky**, Malvern (AU)

(73) Assignee: **MTMM Pty Ltd**, Malvern (AU)

(**) Term: **14 Years**

(21) Appl. No.: **29/403,270**

(22) Filed: **Oct. 4, 2011**

(30) **Foreign Application Priority Data**

Apr. 5, 2011 (AU) 11474/2011

(51) **LOC (9) Cl.** **24-02**

(52) **U.S. Cl.**
USPC **D24/130**

(58) **Field of Classification Search**
USPC . D24/127-131, 112-114, 133, 186; 606/181, 606/185; 604/232, 187, 158, 164.08, 192, 604/263, 163, 181, 184, 198, 227, 264, 508, 604/102.1, 523; 600/101, 139, 143, 433; 128/200.24, 207.14, 207.15
See application file for complete search history.

(56) **References Cited**

U.S. PATENT DOCUMENTS

D264,246 S * 5/1982 Ekbladh et al. D24/112
D288,242 S * 2/1987 Govenius D24/112
5,312,344 A * 5/1994 Grinfeld et al. 600/433
5,425,724 A * 6/1995 Akins 604/284

5,599,329 A * 2/1997 Gabbay 604/284
D438,954 S * 3/2001 Orsing D24/112
6,626,872 B1 * 9/2003 Navia et al. 604/264
6,676,650 B1 * 1/2004 Magovern et al. 604/508
D533,270 S * 12/2006 Kierce et al. D24/112
D575,393 S * 8/2008 Stephens D24/130
D617,448 S * 6/2010 Singh D24/112
2005/0027282 A1 * 2/2005 Schweikert et al. 604/523
2006/0100572 A1 * 5/2006 DiMatteo et al. 604/264

* cited by examiner

Primary Examiner — David Muller

(74) Attorney, Agent, or Firm — Dickinson Wright PLLC

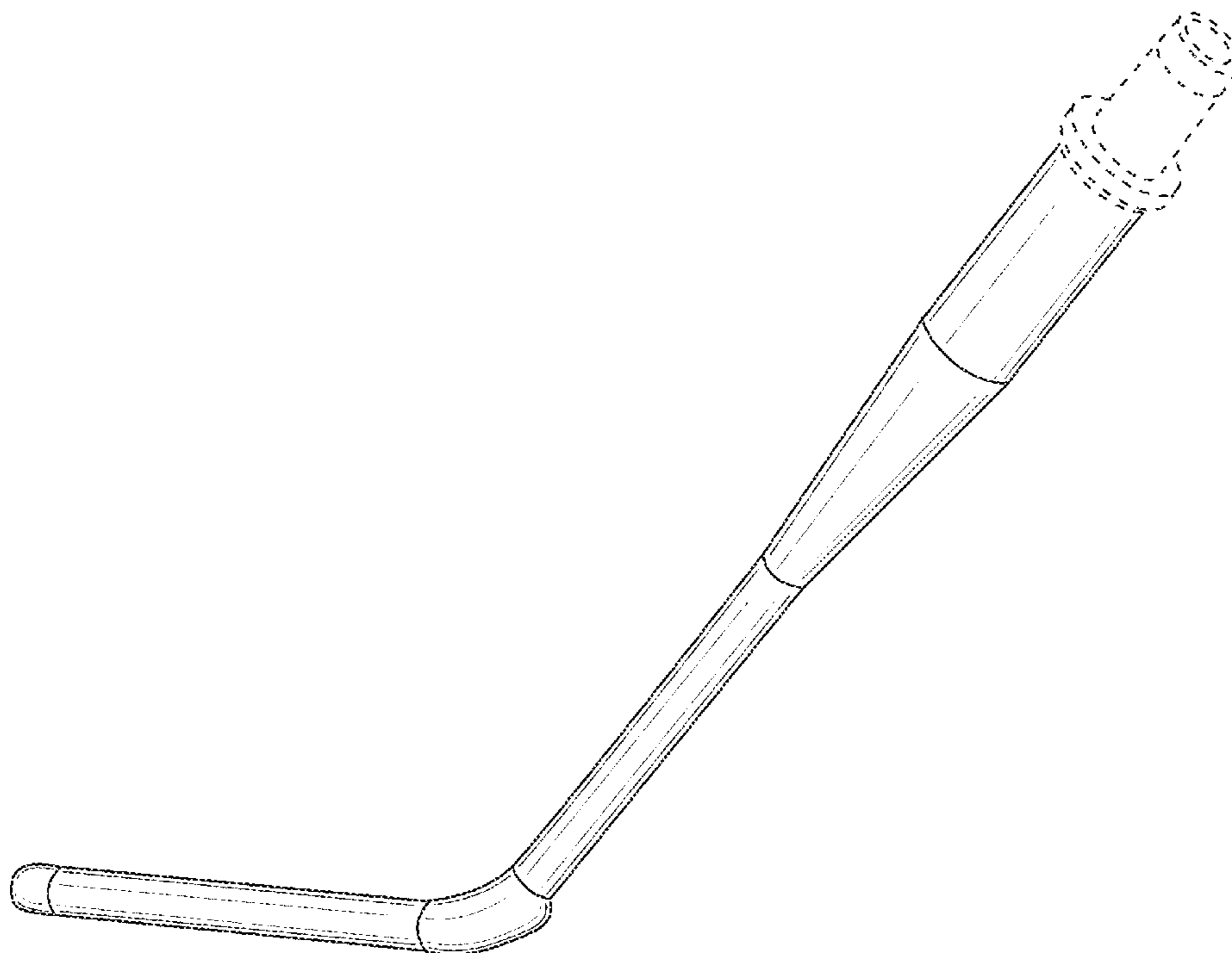
(57) **CLAIM**

The ornamental design for a bi-directional perfusion cannula, as shown and described.

DESCRIPTION

FIG. 1 is an upper rear perspective view of the bi-directional perfusion cannula; FIG. 2 is a side view of the bi-directional perfusion cannula; FIG. 3 is a front view of the bi-directional perfusion cannula; FIG. 4 is a rear view of the bi-directional perfusion cannula; FIG. 5 is a top view of the bi-directional perfusion cannula; FIG. 6 is a bottom view of the bi-directional perfusion cannula; and, FIG. 7 is a lower perspective view of the bi-directional perfusion cannula. The attachment piece shown in broken lines depicts environmental subject matter only and form no part of the claimed design.

1 Claim, 5 Drawing Sheets



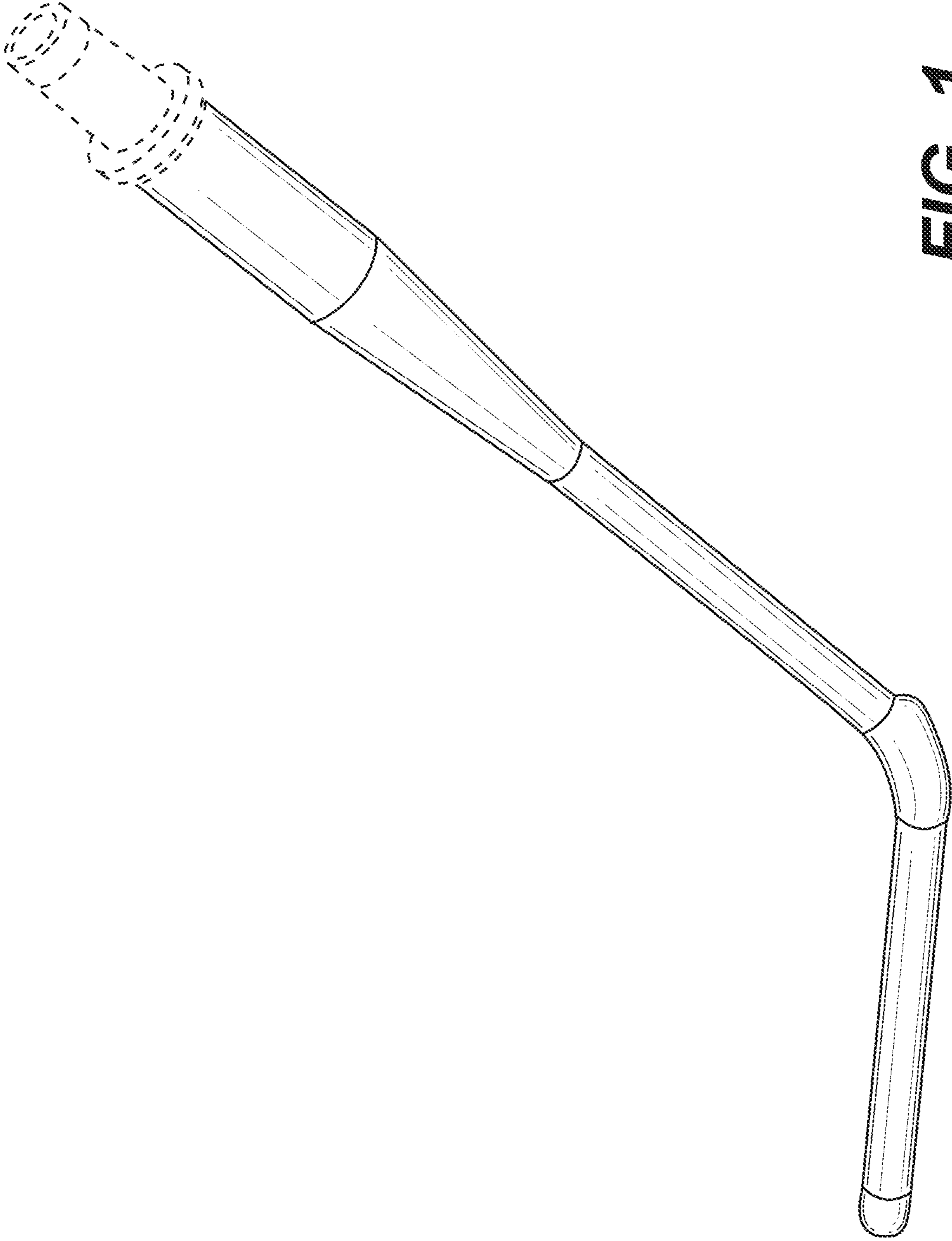


FIG. 1

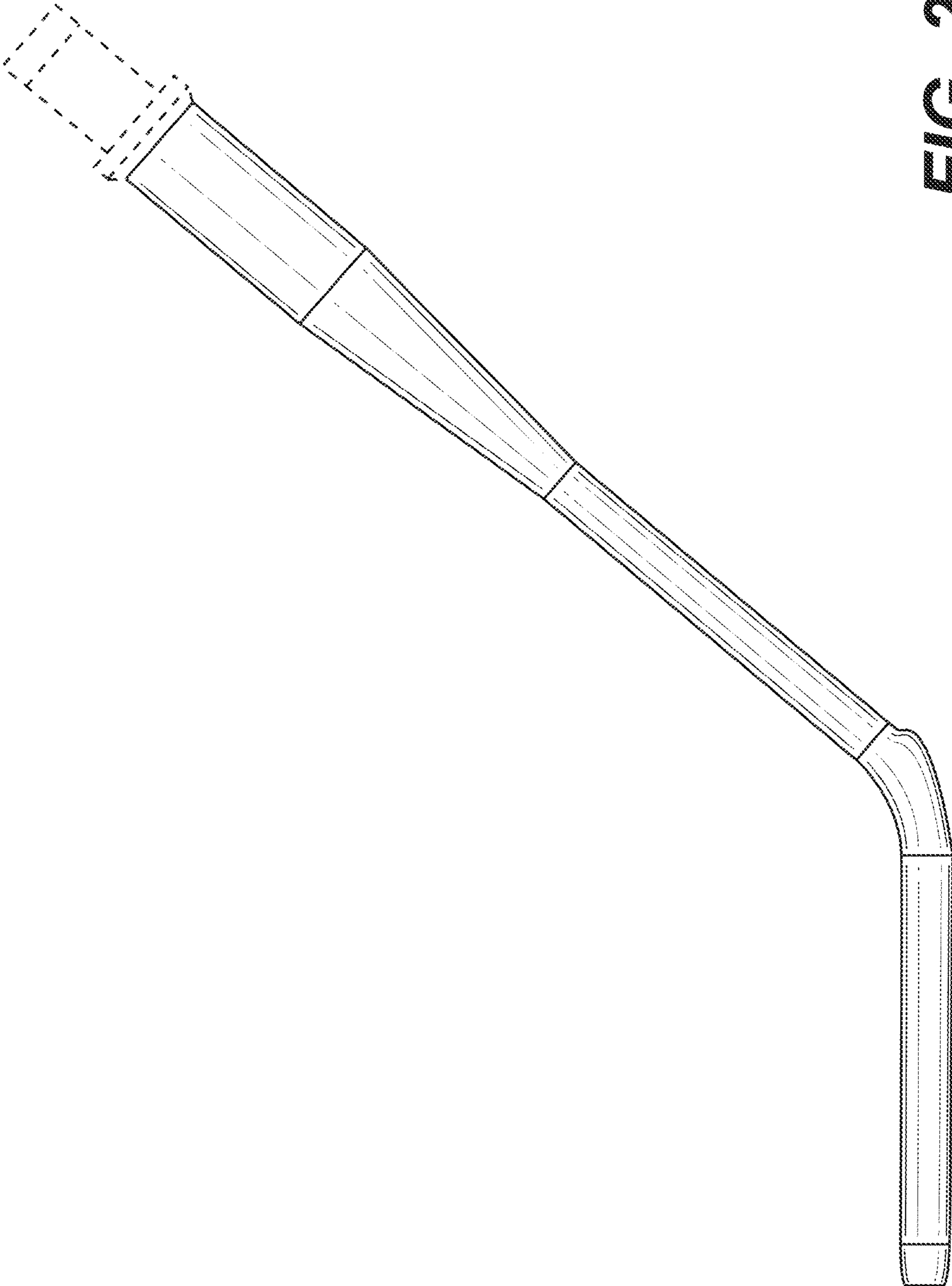


FIG. 2

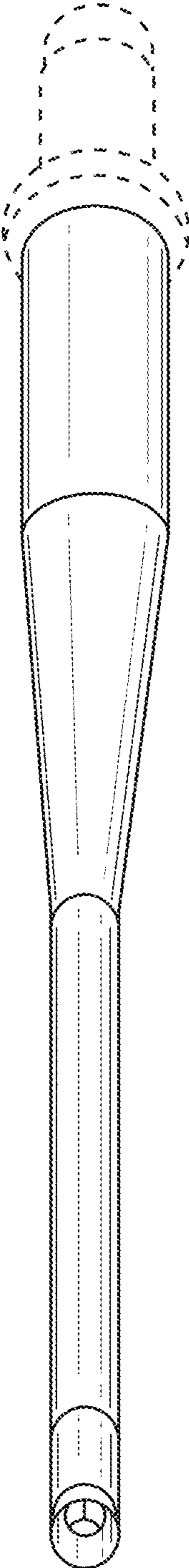


FIG. 3

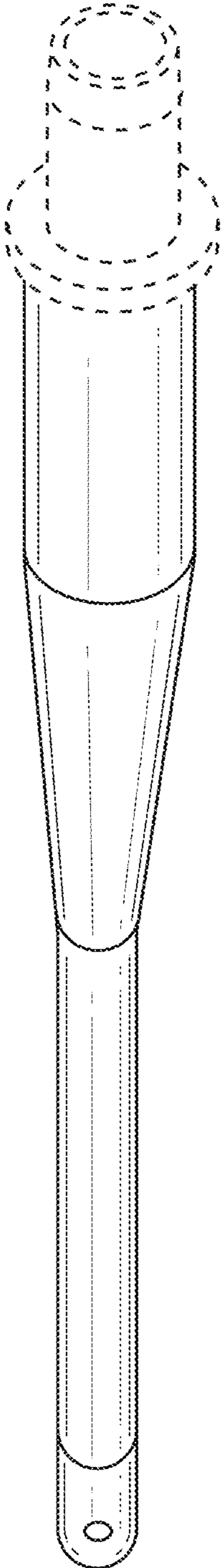


FIG. 4

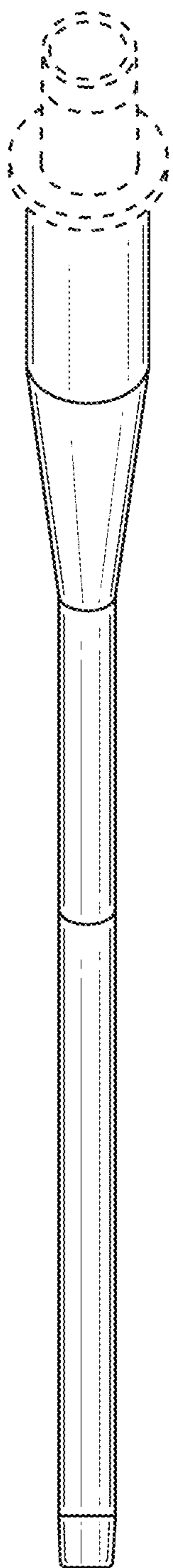


FIG. 5

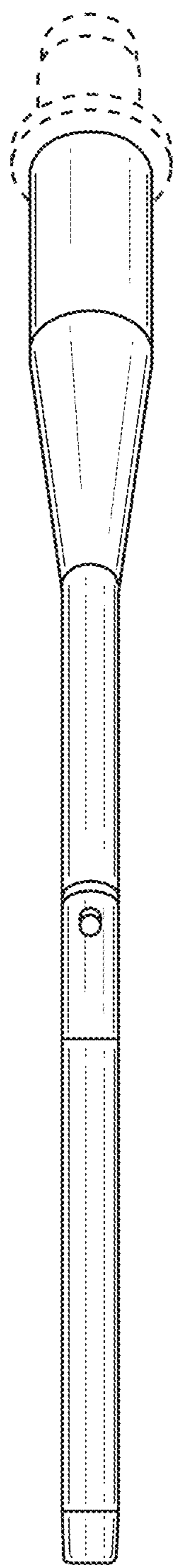


FIG. 6

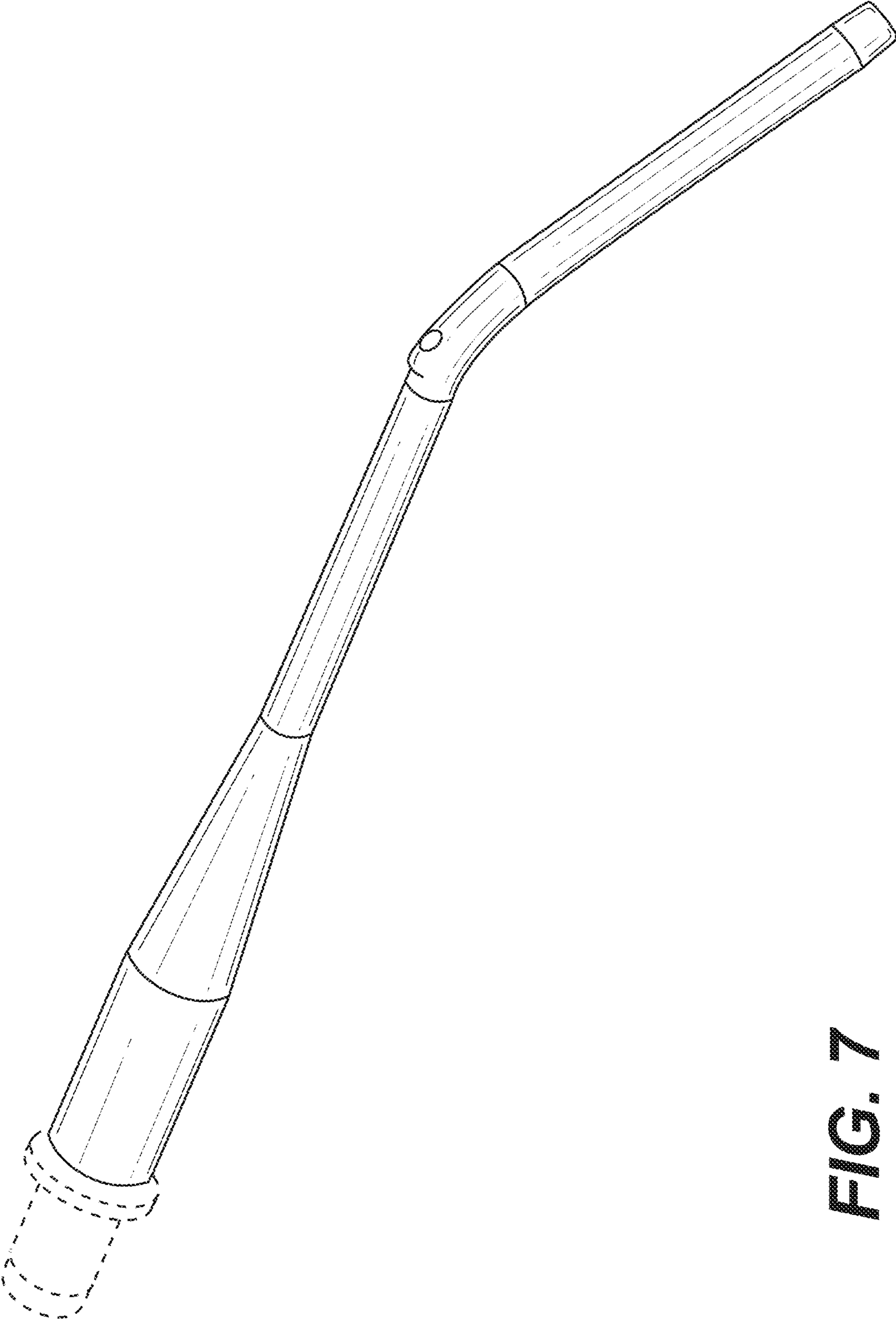


FIG. 7