



US00D685443S

(12) **United States Design Patent**
Boccanfuso

(10) **Patent No.:** **US D685,443 S**

(45) **Date of Patent:** **** Jul. 2, 2013**

(54) **GOLF TOOL**

D463,522 S * 9/2002 Goessling, Jr. D21/793
D470,556 S * 2/2003 Guerette et al. D21/793
D507,032 S * 7/2005 Strauch D21/793

(76) Inventor: **Ronald J. Boccanfuso**, Coventry, RI
(US)

* cited by examiner

(**) Term: **14 Years**

Primary Examiner — Mitchell Siegel

(21) Appl. No.: **29/423,896**

(74) *Attorney, Agent, or Firm* — Salter & Michaelson

(22) Filed: **Jun. 6, 2012**

(57) **CLAIM**
The ornamental design for a golf tool, as shown.

(51) **LOC (9) Cl.** **21-02**

(52) **U.S. Cl.** **D21/793**
USPC

DESCRIPTION

(58) **Field of Classification Search**
USPC D21/789, 793; 473/286, 408
See application file for complete search history.

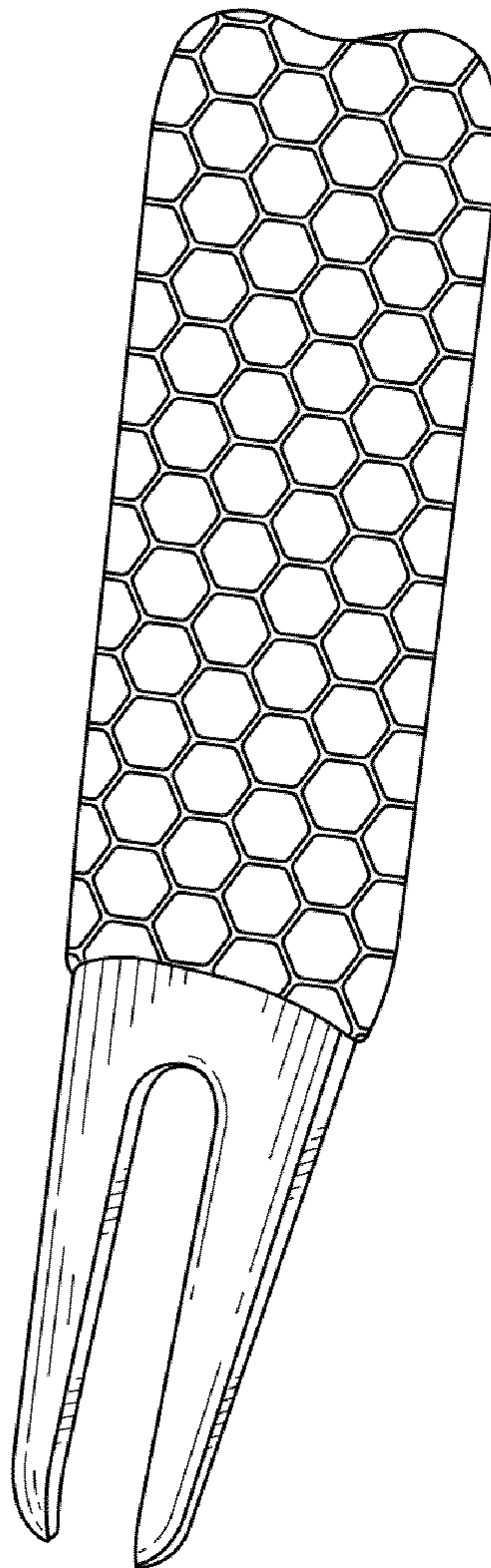
FIG. 1 is a perspective view of a golf tool;
FIG. 2 is a front elevational view thereof;
FIG. 3 is a rear elevational view thereof;
FIG. 4 is a right side elevational view thereof;
FIG. 5 is a left side elevational view thereof;
FIG. 6 is a bottom plan view thereof; and,
FIG. 7 is a top plan view thereof.

(56) **References Cited**

U.S. PATENT DOCUMENTS

D272,461 S * 1/1984 Burns D21/793
D397,503 S * 8/1998 Lalli D21/794

1 Claim, 3 Drawing Sheets



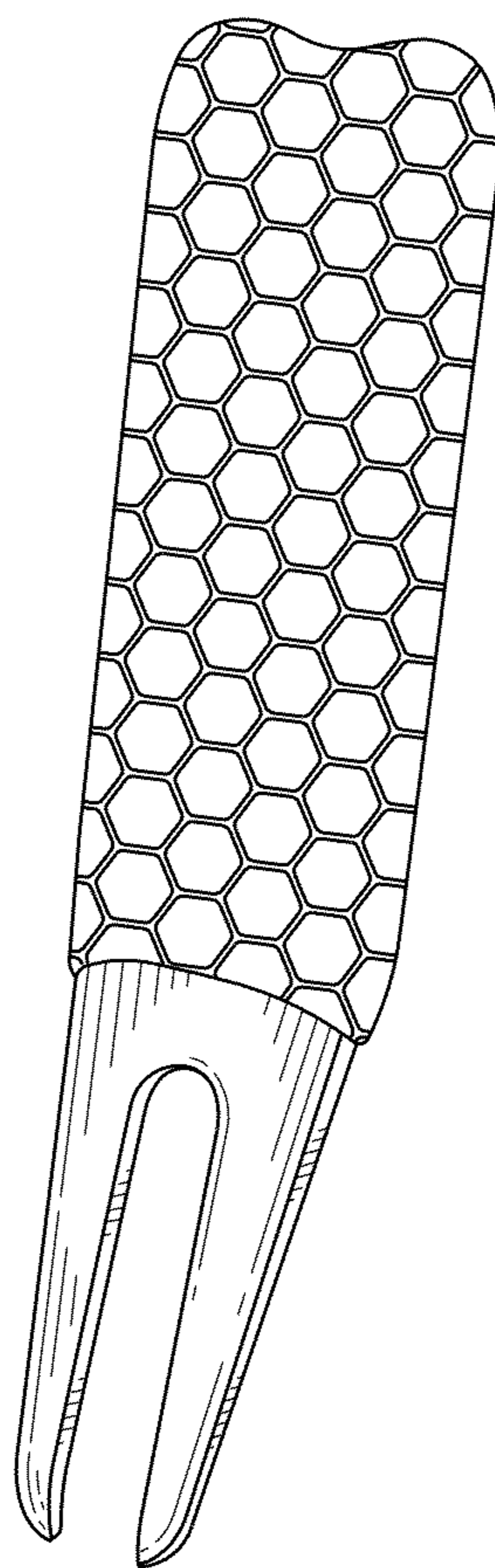


FIG. 1

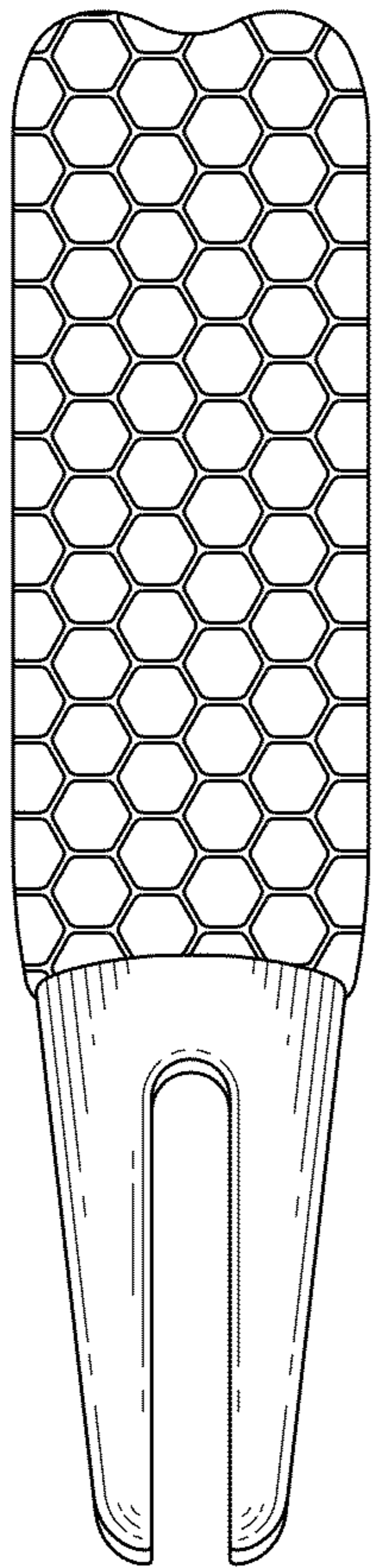


FIG. 2

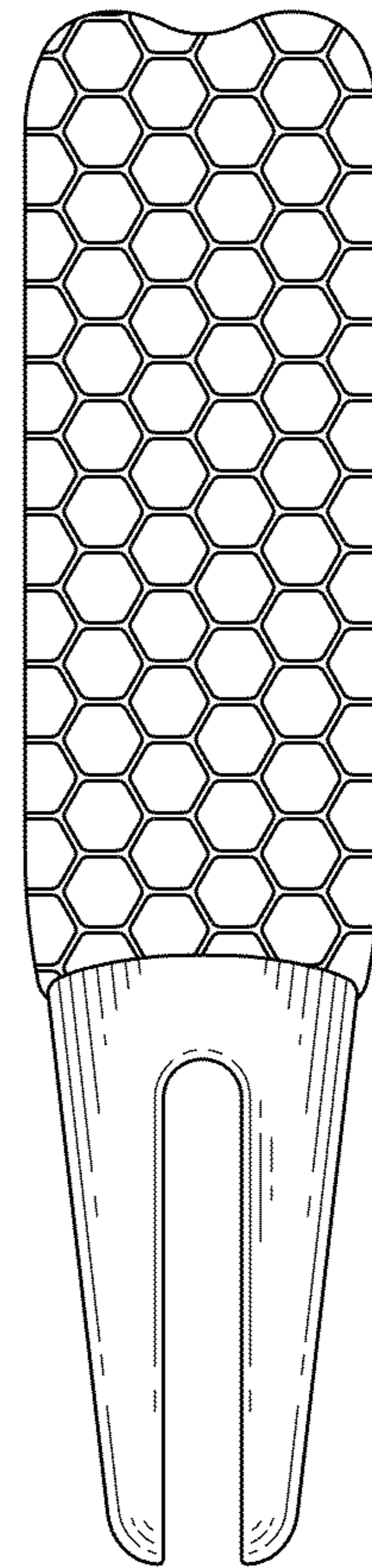


FIG. 3

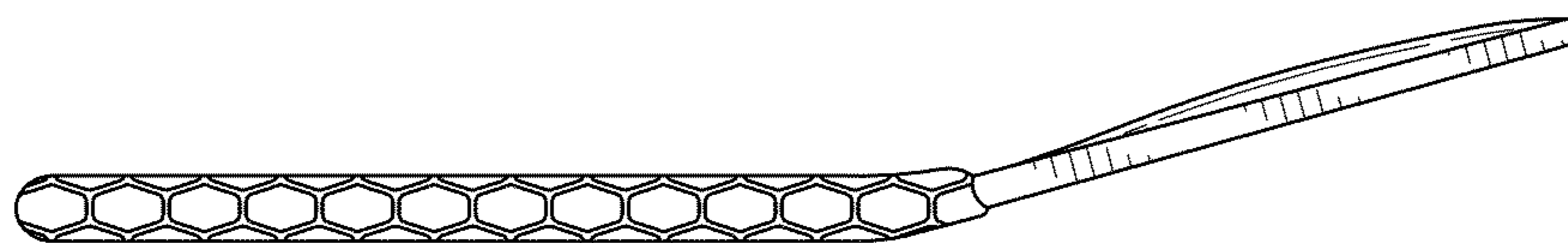


FIG. 4

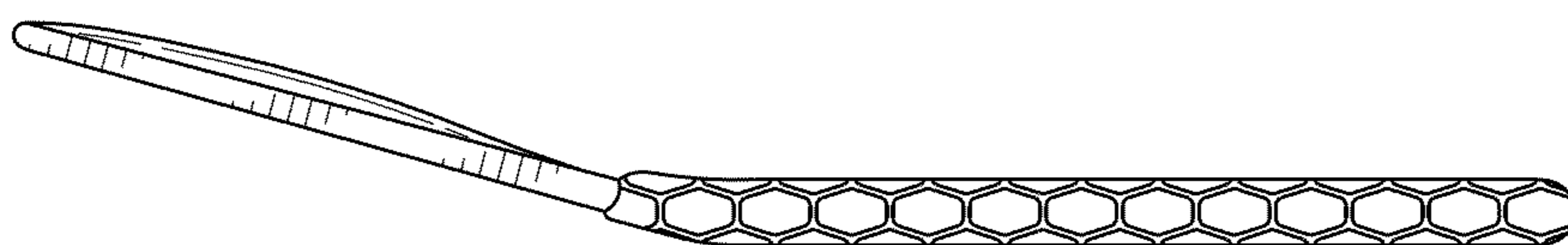


FIG. 5

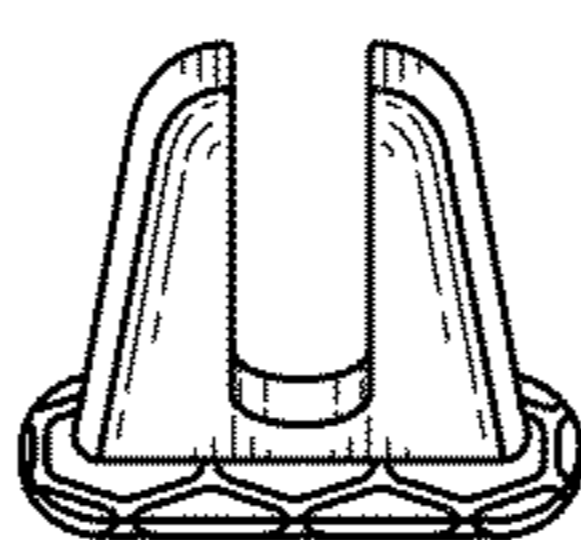


FIG. 6

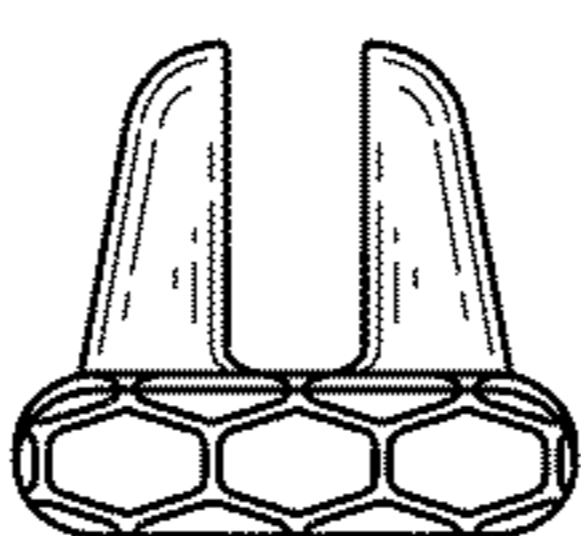


FIG. 7