



US00D685439S

(12) **United States Design Patent**
Gannon

(10) **Patent No.:** **US D685,439 S**

(45) **Date of Patent:** **** Jul. 2, 2013**

(54) **TOY**

(76) **Inventor:** **Philip Charles Gannon,**
Wellingborough (GB)

(**) **Term:** **14 Years**

(21) **Appl. No.:** **29/416,444**

(22) **Filed:** **Mar. 22, 2012**

(51) **LOC (9) Cl.** **21-01**

(52) **U.S. Cl.**
USPC **D21/610**

(58) **Field of Classification Search**
USPC D6/598; D11/158; D21/576-578,
D21/585-590, 610; D30/160; 446/72, 97-98,
446/268-269

See application file for complete search history.

(56) **References Cited**

U.S. PATENT DOCUMENTS

D229,705 S * 12/1973 Odell D21/588
D290,979 S * 7/1987 Sato D21/610

D308,709 S * 6/1990 Goodman et al. D21/610
D317,189 S * 5/1991 Senitt D21/588
D508,756 S * 8/2005 Wu D21/610
D544,049 S * 6/2007 Oren et al. D21/587

* cited by examiner

Primary Examiner — Sandra Morris

(74) *Attorney, Agent, or Firm* — Ash Tankha; Lipton,
Weinberger & Husick

(57) **CLAIM**

The ornamental design for a toy, as shown and described.

DESCRIPTION

FIG. 1 is a front orthographic view of an ornamental design
for a toy.

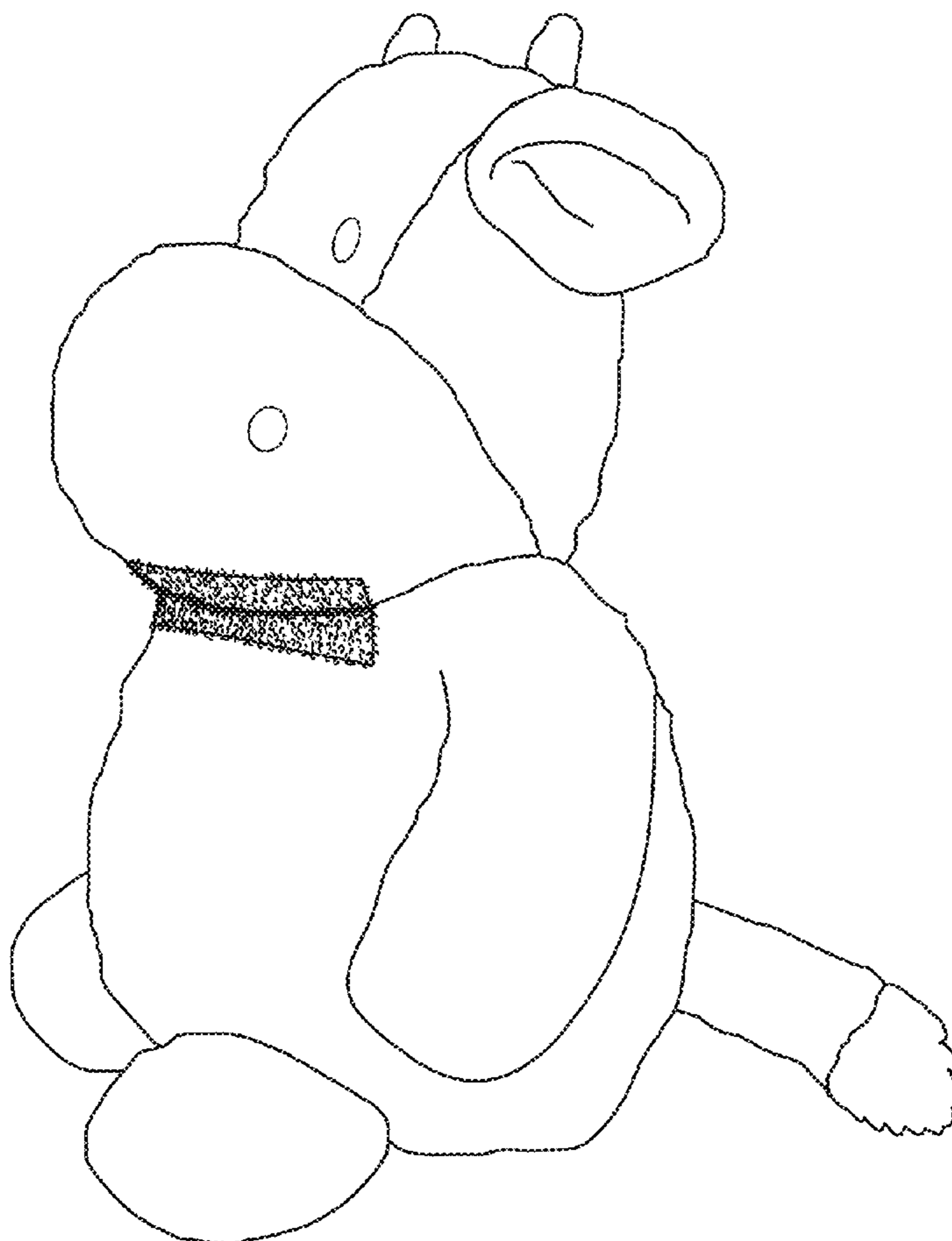
FIG. 2 is a rear orthographic view thereof;

FIG. 3 is a side perspective view thereof;

FIG. 4 is a front orthographic view thereof; and,

FIG. 5 is a side perspective view thereof.

1 Claim, 5 Drawing Sheets






FIG. 1




FIG. 2

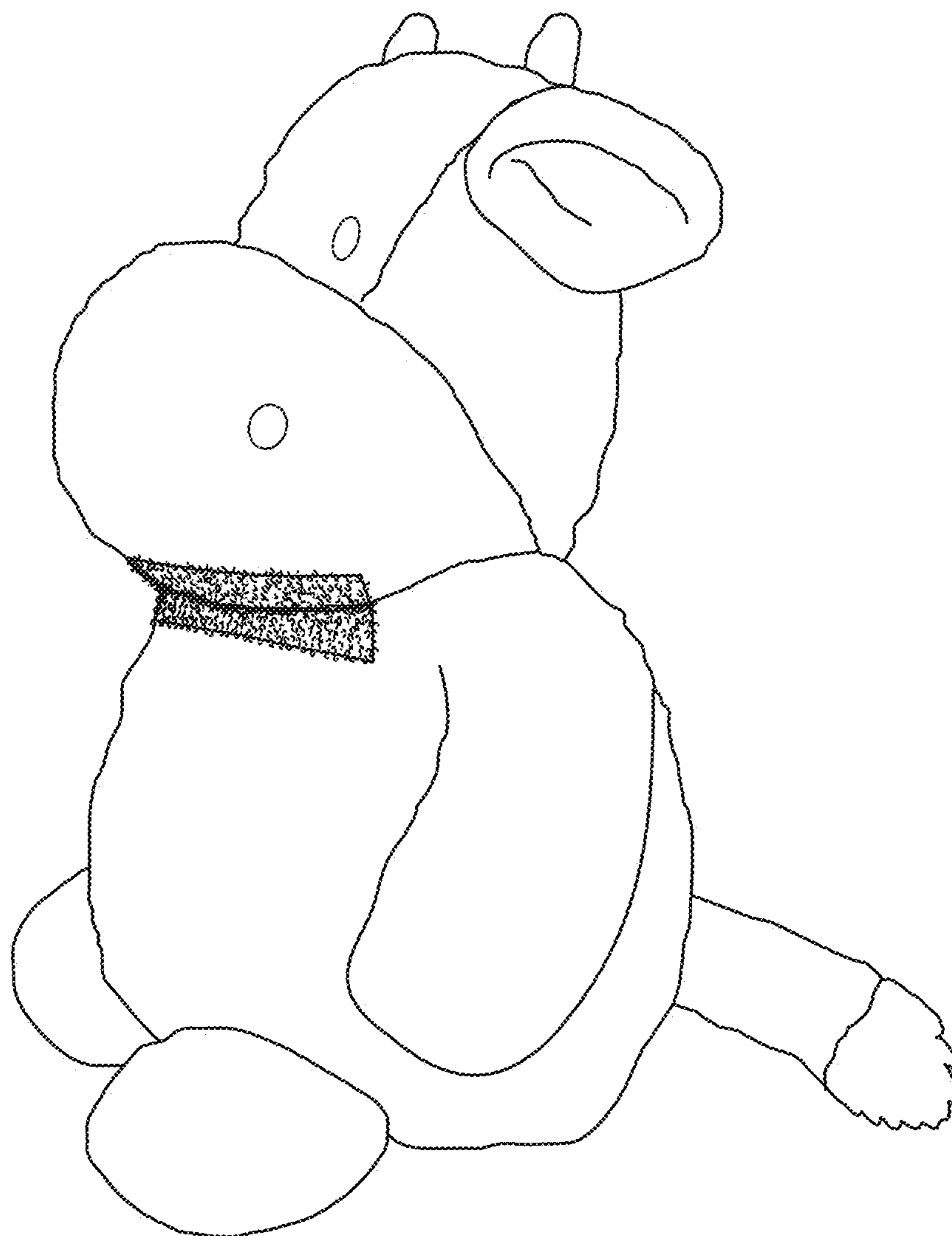


FIG. 3




FIG. 4




FIG. 5