

US00D685429S

(12) **United States Design Patent**
McDaniels, Jr. et al.

(10) **Patent No.:** **US D685,429 S**
(45) **Date of Patent:** **** Jul. 2, 2013**

(54) **WRITING INSTRUMENT**

(75) Inventors: **Roy Eugene McDaniels, Jr.**, Watertown, WI (US); **Romuald Zayana**, Paris (FR); **Wayne Mathew Hansen**, Poynette, WI (US); **Fabrice Gallay**, Clamart (FR)

(73) Assignee: **Sanford, L.P.**, Oak Brook, IL (US)

(**) Term: **14 Years**

(21) Appl. No.: **29/409,835**

(22) Filed: **Dec. 29, 2011**

(51) **LOC (9) Cl.** **19-06**

(52) **U.S. Cl.**
USPC **D19/54**

(58) **Field of Classification Search**
USPC .. D14/411; D19/35, 36, 41-51, 54-58; 24/11 F, 11 P, 11 R; 401/52, 99-109, 192, 195, 401/196; D28/7, 76, 88

See application file for complete search history.

(56) **References Cited**

U.S. PATENT DOCUMENTS

365,747	A *	6/1887	Hoffman	401/62
D262,149	S *	12/1981	Plaut	D28/77
4,981,382	A *	1/1991	Murphy	401/104
D409,656	S *	5/1999	Melnick	D19/36
D421,052	S *	2/2000	Yazawa	D19/48
D423,577	S *	4/2000	Baudino et al.	D19/48
6,203,225	B1 *	3/2001	Baudino et al.	401/6
6,505,984	B2 *	1/2003	Smith et al.	401/52
D477,635	S *	7/2003	Rommel	D19/46
D489,090	S *	4/2004	Buechler	D19/51
D501,031	S *	1/2005	Lecce	D19/51
D548,785	S *	8/2007	O'Hern et al.	D19/47
D548,786	S *	8/2007	O'Hern et al.	D19/47

D554,702	S *	11/2007	Paslowski	D19/48
D615,590	S *	5/2010	Li	D19/51
D648,383	S *	11/2011	Armstead	D19/36
D648,792	S *	11/2011	Li	D19/51

OTHER PUBLICATIONS

Bic 4 colours pen. Retrieved from the Internet: < URL: <http://www.bicworld.com/en/products/details/18/4-color> >. Publicly available before Dec. 29, 2011.

Maped Twin Tips pen. Retrieved from the Internet: < <http://www.maped.com/en/products/school-supplies/writing/twin-tip-4> >. Publicly available before Dec. 29, 2011.

* cited by examiner

Primary Examiner — Elizabeth Albert

(74) *Attorney, Agent, or Firm* — Marshall, Gerstein & Borun LLP

(57) **CLAIM**

The ornamental design for a writing instrument, as shown and described.

DESCRIPTION

FIG. 1 is a perspective view showing our new design for a writing instrument;

FIG. 2 is a front view of the writing instrument of FIG. 1;

FIG. 3 is a left side view of the writing instrument of FIG. 1;

FIG. 4 is a rear view of the writing instrument of FIG. 1;

FIG. 5 is a right side view of the writing instrument of FIG. 1;


FIG. 6 is a top plan view of the writing instrument of FIG. 1;

and,

FIG. 7 is a bottom plan view of the writing instrument of FIG. 1.

The broken lines showing portions of the writing instrument are included for the purpose of illustrating environment and form no part of the claimed design.

1 Claim, 4 Drawing Sheets






FIG. 1




FIG. 2




FIG. 3




FIG. 4




FIG. 5

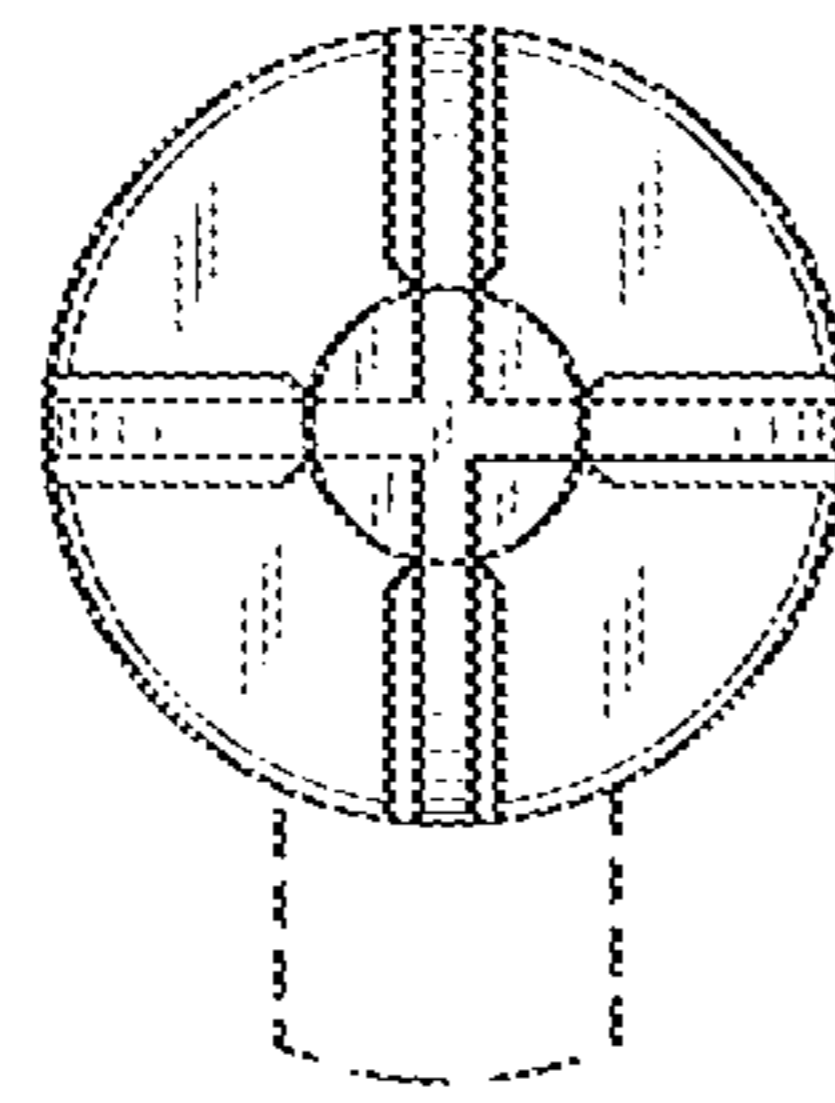


FIG. 6

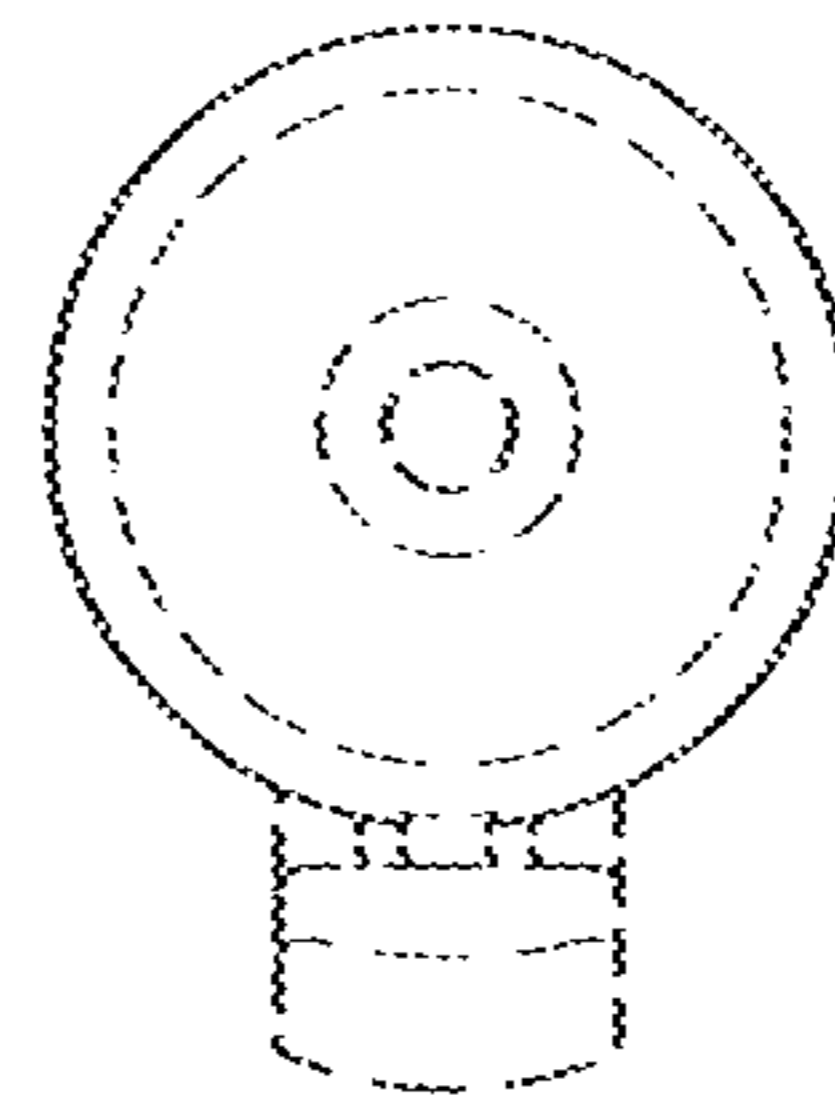


FIG. 7