



US00D685425S

(12) **United States Design Patent**
Zhang

(10) **Patent No.:** **US D685,425 S**
(45) **Date of Patent:** **** Jul. 2, 2013**

(54) **PEN**
(75) **Inventor:** **Binhui Zhang**, Ningbo (CN)
(73) **Assignee:** **Beifa Group Co., Ltd.**, Ningbo (CN)
(**) **Term:** **14 Years**
(21) **Appl. No.:** **29/416,059**
(22) **Filed:** **Mar. 16, 2012**

D546,387 S * 7/2007 Qiu D19/43
D547,802 S * 7/2007 Jeon D19/43
D549,775 S * 8/2007 Kent et al. D19/48
D586,853 S * 2/2009 Tan D19/49
D612,426 S * 3/2010 Suero et al. D19/41
D616,935 S * 6/2010 Zhang D19/48
D648,386 S * 11/2011 Zhang D19/43
D655,337 S * 3/2012 Zhang D19/45
D667,875 S * 9/2012 Liang D19/43
D672,808 S * 12/2012 Liang et al. D19/43
D672,809 S * 12/2012 Jiang et al. D19/43

(30) **Foreign Application Priority Data**

Sep. 29, 2011 (CN) 2011 3 0344097

(51) **LOC (9) Cl.** **19-06**

(52) **U.S. Cl.**
USPC **D19/49**

(58) **Field of Classification Search**
USPC .. D14/411; D19/35, 36, 41-51, 54-58; 24/11
F, 11 P, 11 R; 401/52, 99-109, 192, 195,
401/196
See application file for complete search history.

(56) **References Cited**

U.S. PATENT DOCUMENTS

D206,735 S * 1/1967 Levy D19/57
D221,033 S * 6/1971 Wakai D19/43
D257,857 S * 1/1981 Leuenberger et al. D19/49
D328,311 S * 7/1992 Nitta D19/49
5,230,578 A * 7/1993 Fuhrmann et al. 401/202
D363,308 S * 10/1995 Sekine D19/48
D377,194 S * 1/1997 Young D19/48
5,599,127 A * 2/1997 Fuhrmann et al. 401/202
D383,780 S * 9/1997 Young D19/49
D402,312 S * 12/1998 Chevalier et al. D19/57
D530,745 S * 10/2006 Kent et al. D19/43
D530,748 S * 10/2006 Kent et al. D19/57
D540,383 S * 4/2007 Nishida D19/43
D546,386 S * 7/2007 Qiu D19/43

OTHER PUBLICATIONS

Liang, W., "Pen," U.S. Appl. No. 29/389,574, filed Apr. 13, 2011.
Xie, J., "Pen," U.S. Appl. No. 29/389,633, filed Apr. 14, 2011.
Zhang, B., "Pen Cap," U.S. Appl. No. 29/416,054, filed Mar. 16, 2012.

* cited by examiner

Primary Examiner — Elizabeth Albert

(74) *Attorney, Agent, or Firm* — Christensen O'Connor Johnson Kindness PLLC

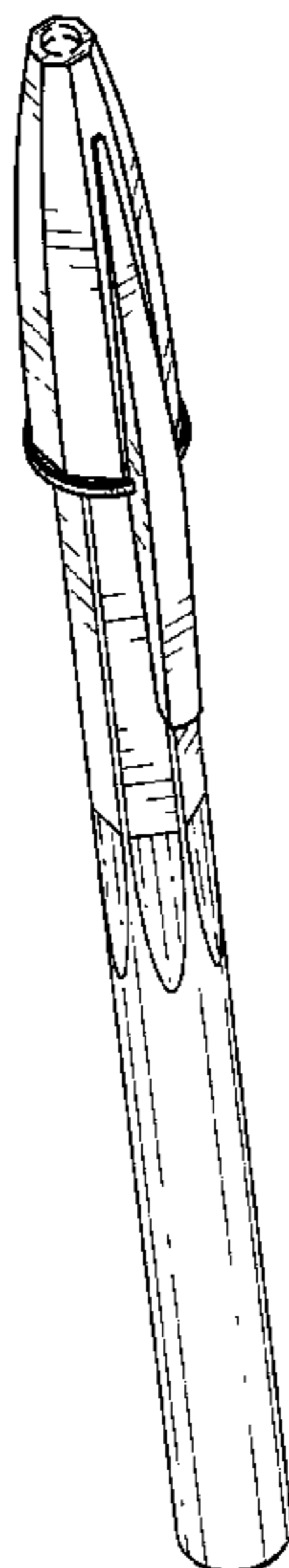
(57) **CLAIM**

The ornamental design for a pen, as shown and described.

DESCRIPTION

FIG. 1 is an upper front left perspective view of a pen showing my new design;
FIG. 2 is a front elevation view thereof;
FIG. 3 is a rear elevation view thereof;
FIG. 4 is a right side elevation view thereof, with the left side elevation view being a mirror image of the right side elevation view;
FIG. 5 is an enlarged top plan view thereof; and,
FIG. 6 is an enlarged bottom plan view thereof.
The broken lines in FIGS. 1, 5, and 6 illustrate environmental structure and form no part of the claimed design.

1 Claim, 3 Drawing Sheets



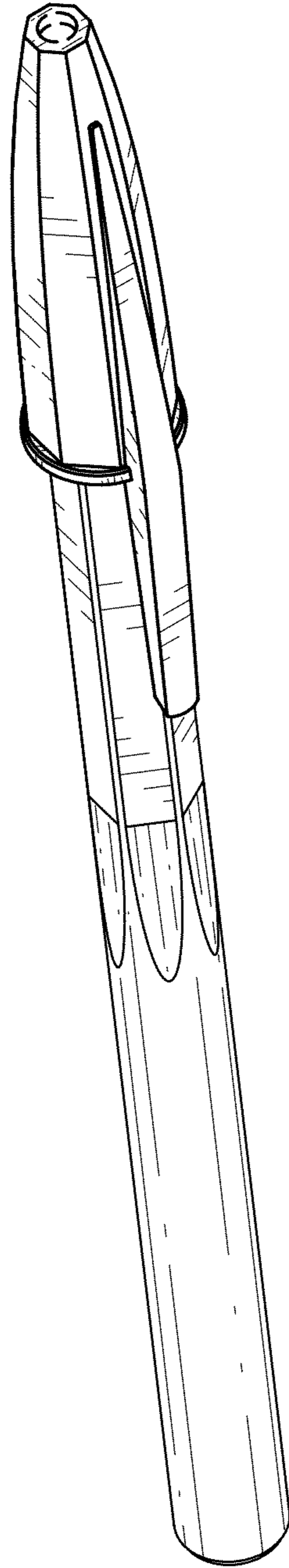


Fig. 1.

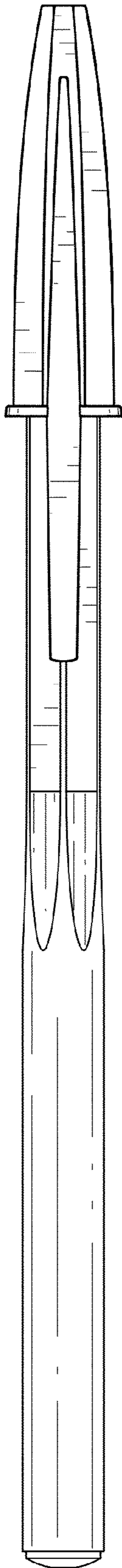


Fig. 2.

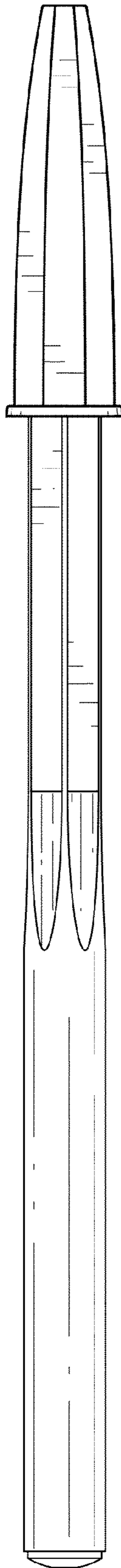


Fig. 3.

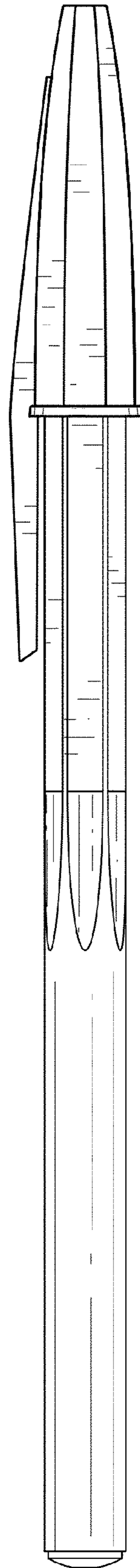


Fig. 4.




Fig. 5.

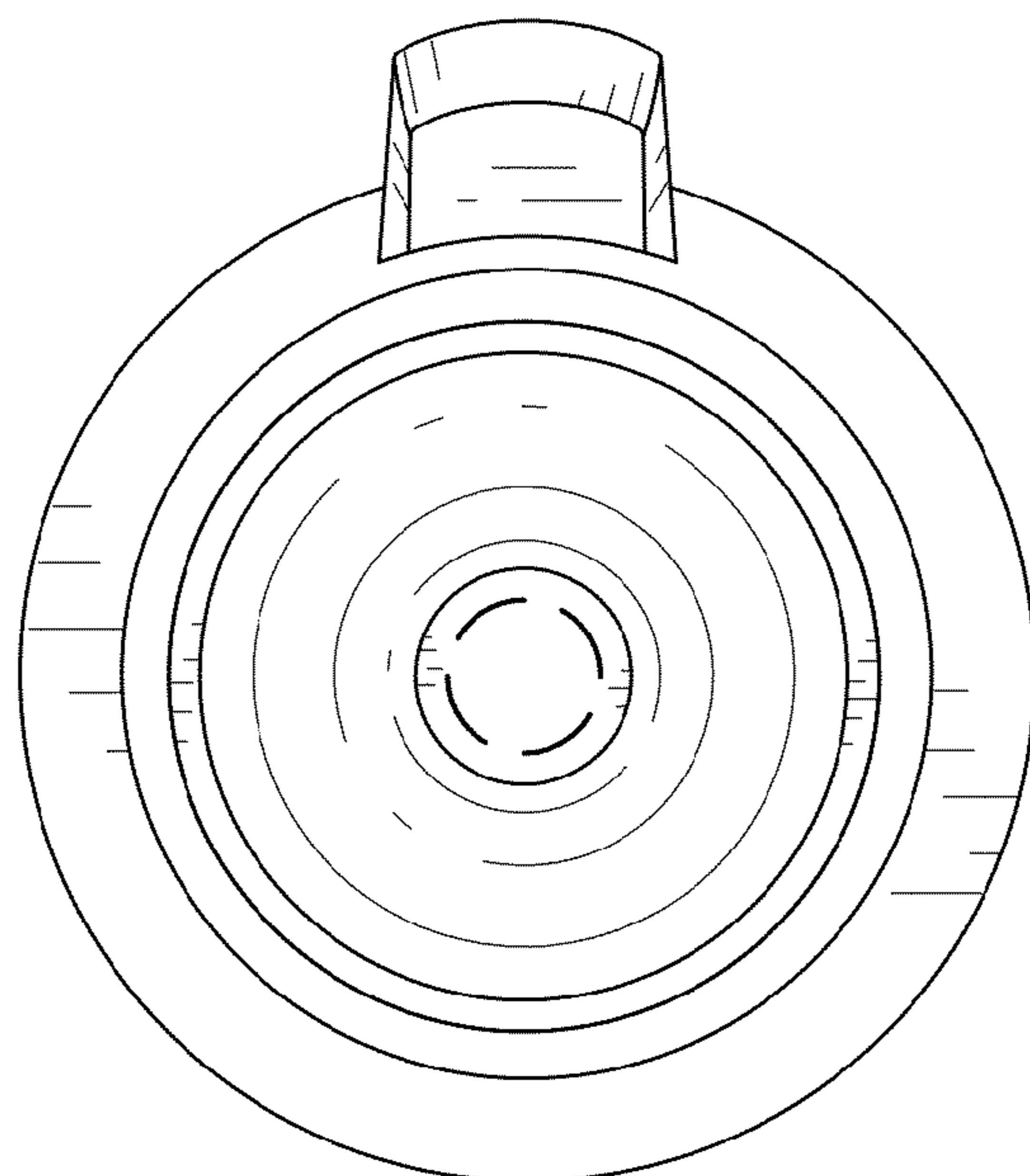


Fig. 6.