



US00D685424S

(12) **United States Design Patent**  
**Allemeier**

(10) **Patent No.:** **US D685,424 S**

(45) **Date of Patent:** **\*\* Jul. 2, 2013**

(54) **WRITING INSTRUMENT**

(75) Inventor: **Tom Allemeier**, Munich (DE)

(73) Assignee: **Prodir, S.A.** (CH)

(\*\*) Term: **14 Years**

(21) Appl. No.: **29/406,586**

(22) Filed: **Nov. 16, 2011**

(30) **Foreign Application Priority Data**

Nov. 15, 2011 (WO) ..... DM/077 100

(51) **LOC (9) Cl.** ..... **19-06**

(52) **U.S. Cl.**  
USPC ..... **D19/49**

(58) **Field of Classification Search**

USPC .. D14/411; D19/35, 36, 41-51, 54-58; 24/11  
F, 11 P, 11 R; 401/52, 99-109, 192, 195,  
401/196; D28/7, 76, 88

See application file for complete search history.

(56) **References Cited**

**U.S. PATENT DOCUMENTS**

D81,435 S \* 6/1930 Coby ..... D19/46  
D161,826 S \* 2/1951 Ferber ..... D19/49

3,225,746 A \* 12/1965 Hechtle ..... 401/112  
D287,028 S \* 12/1986 Thevenot ..... D19/51  
4,991,988 A \* 2/1991 Snell et al. .... 401/111  
D551,707 S \* 9/2007 Neuenschwander et al. .. D19/47  
D589,556 S \* 3/2009 Keda ..... D19/45  
D604,362 S \* 11/2009 Suero et al. .... D19/50  
D612,425 S \* 3/2010 Suero et al. .... D19/41  
D644,691 S \* 9/2011 Pagani ..... D19/51  
D672,815 S \* 12/2012 Li ..... D19/51

\* cited by examiner

*Primary Examiner* — Elizabeth Albert

(74) *Attorney, Agent, or Firm* — David I. Roche; Baker & McKenzie LLP


(57) **CLAIM**

The ornamental design for a writing instrument, as shown and described.

**DESCRIPTION**

FIG. 1 is a perspective view showing my new design;  
FIG. 2 is a left side elevational view thereof;  
FIG. 3 is a right side elevational view thereof;  
FIG. 4 is a front elevational view thereof;  
FIG. 5 is a rear elevational view thereof;  
FIG. 6 is a top view thereof; and,  
FIG. 7 is a bottom view thereof.

**1 Claim, 7 Drawing Sheets**



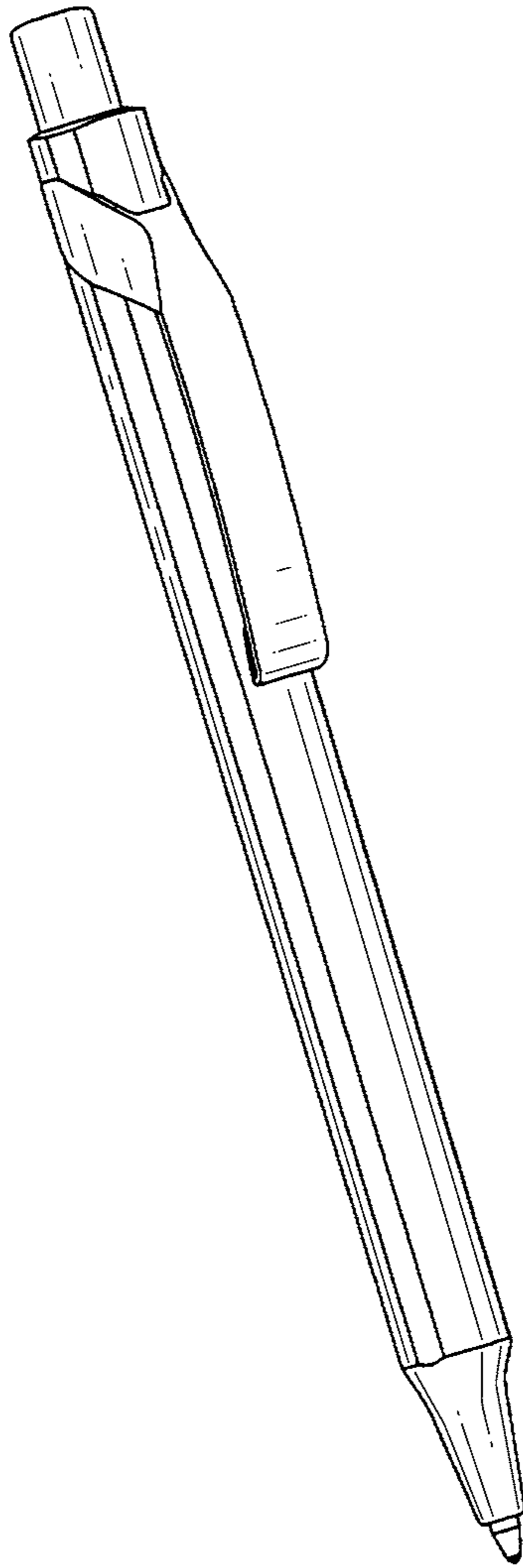


FIG. 1




FIG. 2




FIG. 3




FIG. 4




FIG. 5

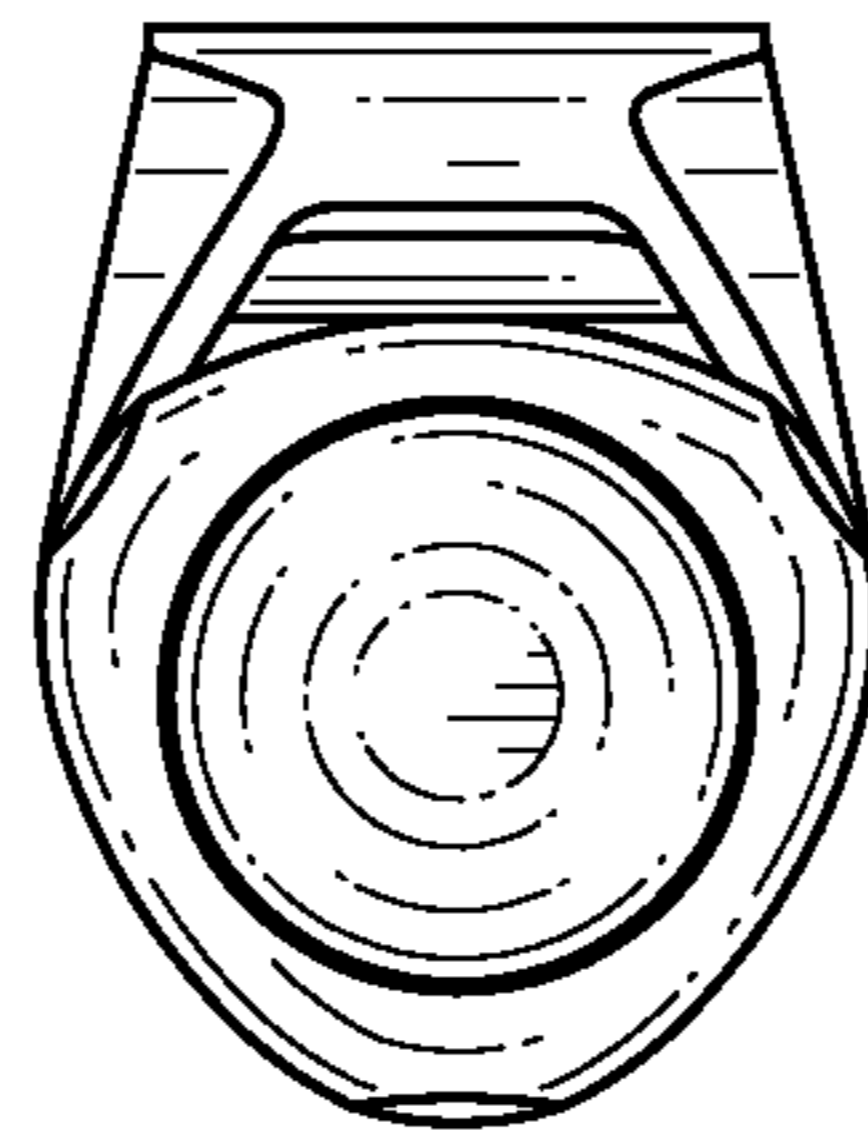


FIG. 6

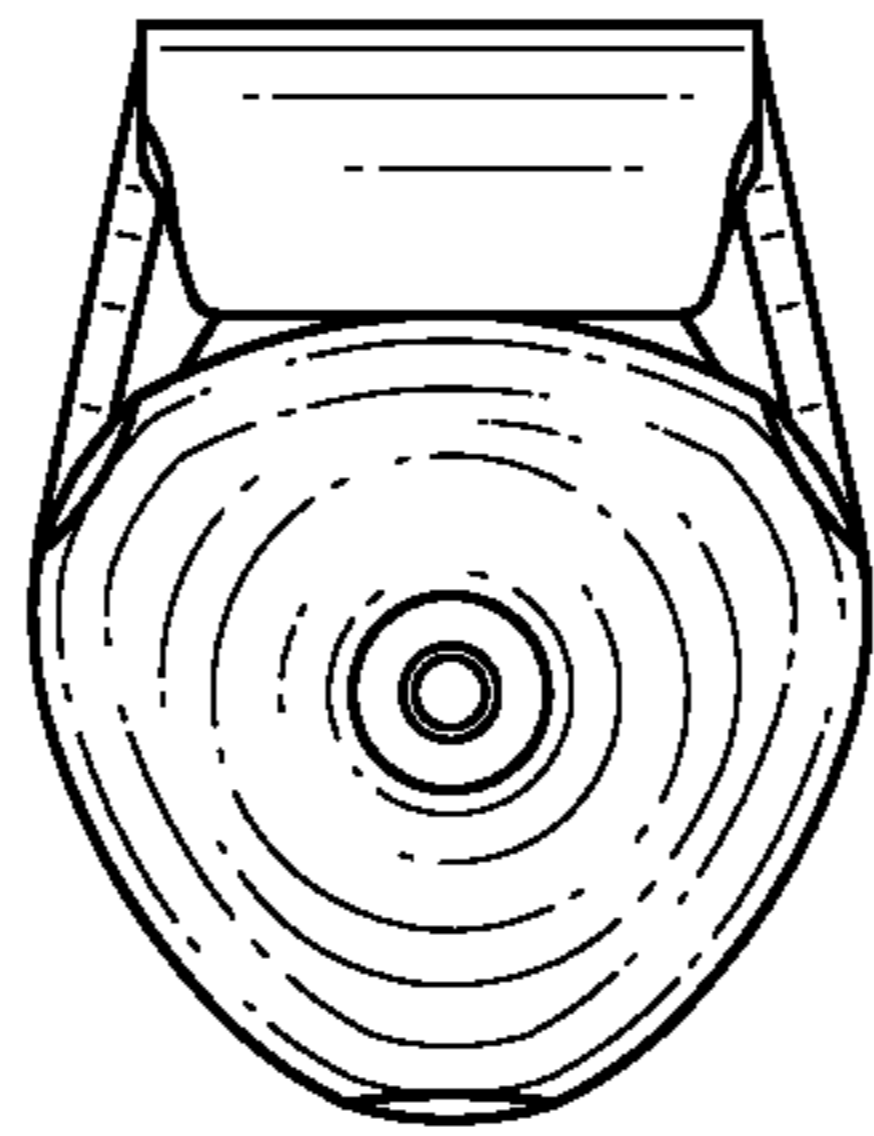


FIG. 7