



US00D685423S

(12) **United States Design Patent**
Zhang

(10) **Patent No.:** **US D685,423 S**
(45) **Date of Patent:** **** Jul. 2, 2013**

(54) **PEN**

(75) Inventor: **Binhui Zhang**, Ningbo (CN)

(73) Assignee: **Beifa Group Co., Ltd.**, Ningbo (CN)

(**) Term: **14 Years**

(21) Appl. No.: **29/416,052**

(22) Filed: **Mar. 16, 2012**

(30) **Foreign Application Priority Data**

Sep. 16, 2011 (CN) 2011 3 0324654

(51) **LOC (9) Cl.** **19-06**

(52) **U.S. Cl.**
USPC **D19/48**

(58) **Field of Classification Search**
USPC .. D14/411; D19/35, 36, 41-51, 54-58; 24/11
F, 11 P, 11 R; 401/52, 99-109, 192, 195,
401/196

See application file for complete search history.

(56) **References Cited**

U.S. PATENT DOCUMENTS

D404,426 S	1/1999	Takanashi	
D455,174 S *	4/2002	Traut et al.	D19/43
D472,271 S	3/2003	Middleton	
D472,575 S	4/2003	Middleton	
D483,066 S *	12/2003	Takanashi	D19/43
D484,537 S *	12/2003	Arita et al.	D19/43
7,037,017 B2 *	5/2006	Buck et al.	401/195
7,210,869 B2 *	5/2007	Kageyama et al.	401/18
D557,742 S	12/2007	Vincent	

D559,313 S *	1/2008	Qiu et al.	D19/48
D562,387 S *	2/2008	Qiu et al.	D19/44
D569,437 S *	5/2008	Shimizu	D19/57
D575,821 S *	8/2008	Tan	D19/50
D576,677 S *	9/2008	Jeon	D19/50
D591,351 S *	4/2009	Shi	D19/50
D601,196 S *	9/2009	Zhang	D19/48
D607,933 S *	1/2010	Zhang	D19/48
D608,392 S *	1/2010	Shibata	D19/50
D609,746 S *	2/2010	Ma	D19/50
D641,411 S *	7/2011	Tan	D19/50
D656,992 S *	4/2012	Briggl	D19/50
D673,216 S *	12/2012	Yuan	D19/50
2005/0079003 A1 *	4/2005	Buck et al.	401/195

* cited by examiner

Primary Examiner — Elizabeth Albert

(74) *Attorney, Agent, or Firm* — Christensen O'Connor Johnson Kindness PLLC

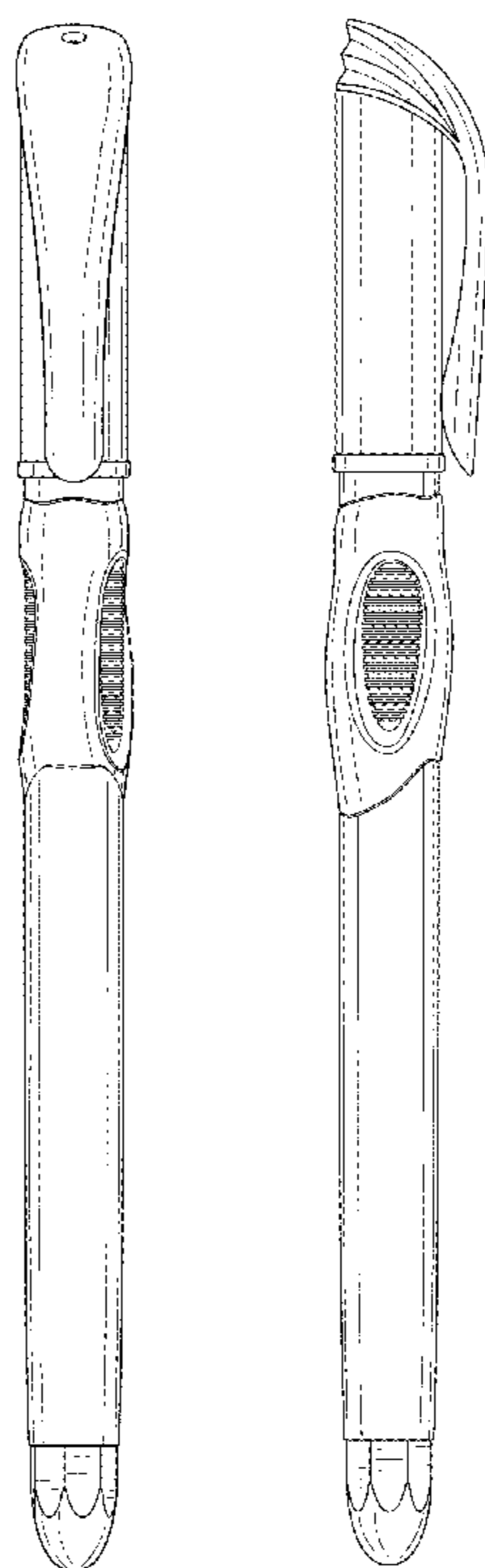
(57) **CLAIM**

The ornamental design for a pen, as shown and described.

DESCRIPTION

FIG. 1 is an upper front right perspective view of a pen showing my new design;
FIG. 2 is a front elevation view thereof;
FIG. 3 is a rear elevation view thereof;
FIG. 4 is a right side elevation view thereof;
FIG. 5 is a left side elevation view thereof;
FIG. 6 is an enlarged bottom plan view thereof; and,
FIG. 7 is an enlarged top plan view thereof.
The broken lines in FIGS. 1, 2, and 7 illustrate environmental structure and form no part of the claimed design.

1 Claim, 4 Drawing Sheets



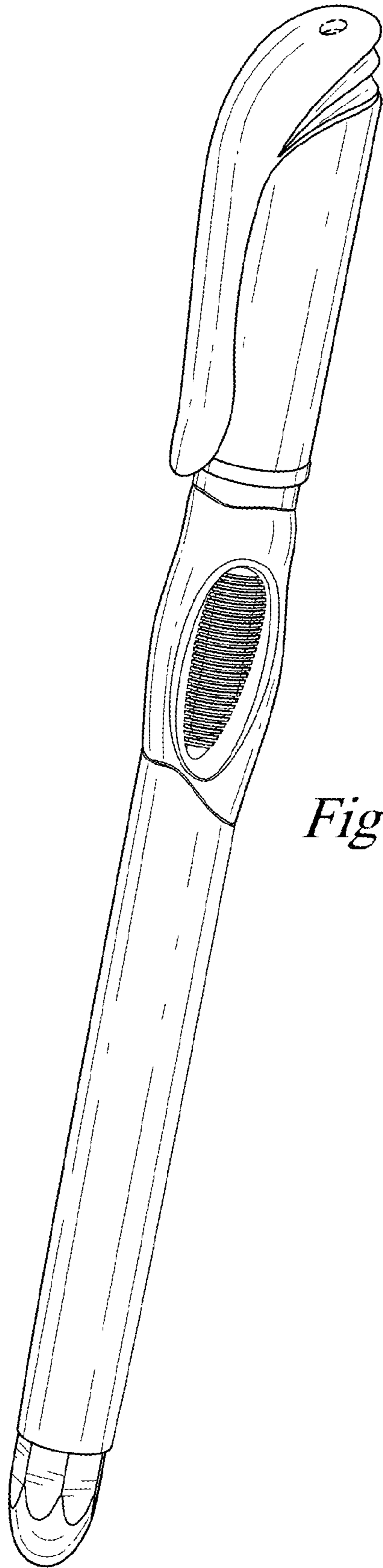


Fig. 1.

Fig.2.

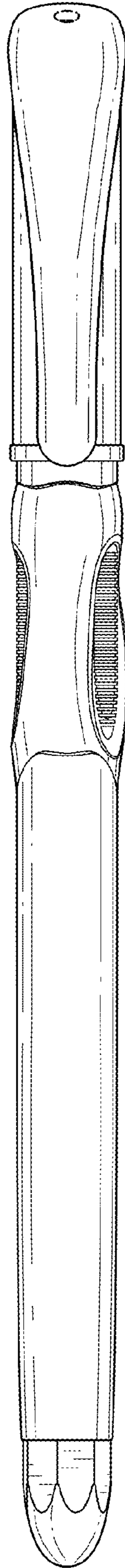
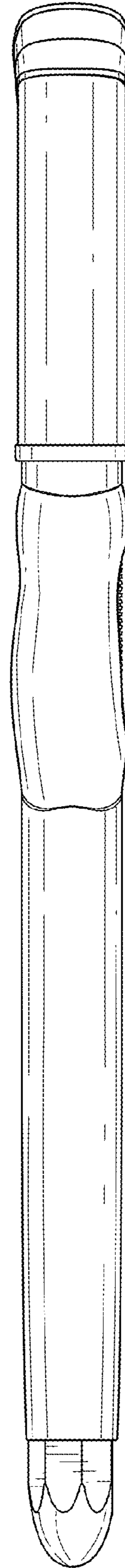


Fig.3.



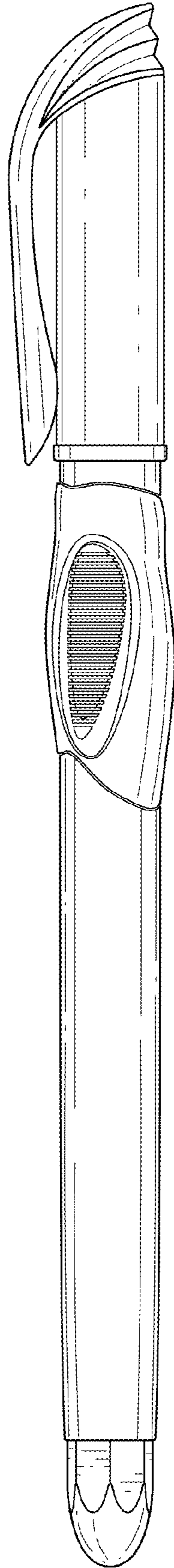


Fig. 4.

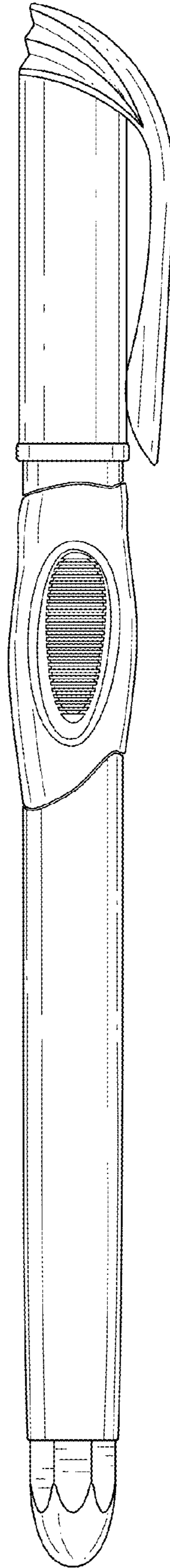


Fig. 5.

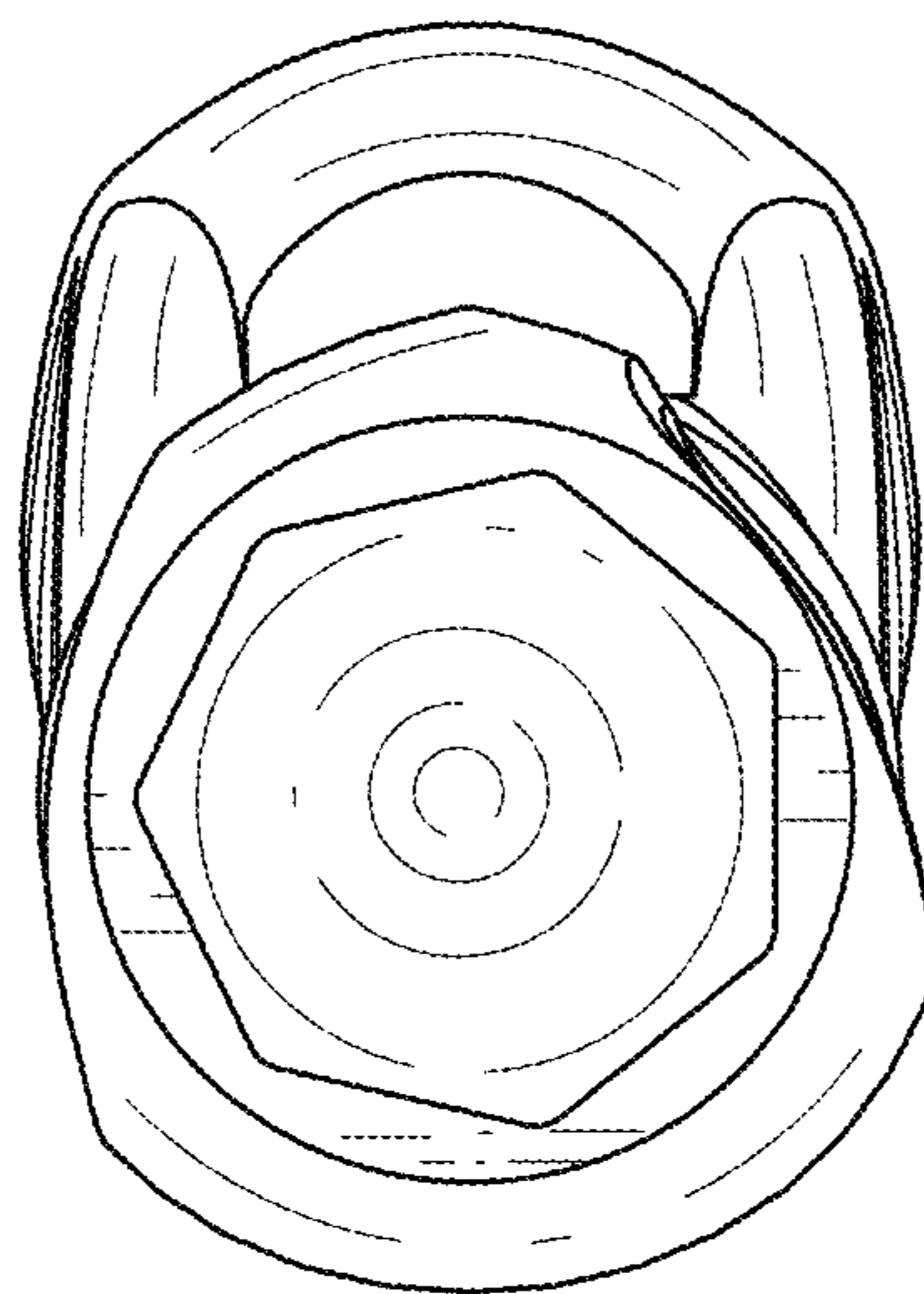


Fig. 6.




Fig. 7.