



US00D685418S

(12) **United States Design Patent**  
**Chambers**

(10) **Patent No.:** **US D685,418 S**  
(45) **Date of Patent:** **\*\* Jul. 2, 2013**

(54) **GREETING CARD WITH POCKET FOR AN ELECTRONIC DEVICE**

(76) Inventor: **Donald Steven Chambers, Urbana, IL (US)**

(\*\*) Term: **14 Years**

(21) Appl. No.: **29/421,401**

(22) Filed: **Jul. 16, 2012**

(51) **LOC (9) Cl.** ..... **19-01**

(52) **U.S. Cl.**  
USPC ..... **D19/4**

(58) **Field of Classification Search**  
USPC ... D19/1-12, 20-34, 100; 40/124.01-124.15, 40/672, 661, 617, 599, 331, 359, 360, 673, 40/455, 463, 717, 124.191, 457; 283/2-4, 283/74, 75, 103, 105, 106, 117; D20/10, D20/22, 27, 40, 42; 229/92, 92.1, 92.8, 300-303, 120.02; D11/131, 117; 206/449, 206/308.3, 308.1, 232; 383/103; 248/441.1, 248/460; 281/15.1, 51; D6/300, 309; 434/317, 434/311, 319, 120.02; 446/147  
See application file for complete search history.

(56) **References Cited**

**U.S. PATENT DOCUMENTS**

5,226,532	A *	7/1993	Davidson et al. ....	206/232
5,407,076	A	4/1995	Sabet	
5,575,384	A	11/1996	Saye	
D400,919	S *	11/1998	Pickel .....	D19/1
D424,434	S *	5/2000	Hoffman .....	D9/432
6,148,550	A	11/2000	Niedfeld	
6,543,162	B1	4/2003	Niedfeld	
D485,834	S	1/2004	Davetas	
6,732,459	B1	5/2004	Clark	
D493,829	S	8/2004	Foster	
6,877,263	B2	4/2005	Clark	

7,127,843	B2	10/2006	Swank	
7,222,446	B2	5/2007	Foster	
D575,150	S *	8/2008	Hageman .....	D9/432
7,460,633	B2	12/2008	Sandy	
D587,463	S *	3/2009	Franco et al. ....	D6/300
7,627,967	B1	12/2009	Torvik	
D622,067	S *	8/2010	McDonough .....	D6/300
7,827,710	B2	11/2010	Kershner et al.	
D632,330	S *	2/2011	Qiao et al. ....	D19/1
8,104,670	B2	1/2012	Mitchell	
D657,816	S	4/2012	Chambers	
D658,230	S *	4/2012	Segal et al. ....	D19/2

\* cited by examiner

*Primary Examiner* — Caron D Veynar  
*Assistant Examiner* — Abraham Bahta


(57) **CLAIM**

The ornamental design for a greeting card with pocket for an electronic device, as shown and described.


**DESCRIPTION**

FIG. 1 is a front and bottom perspective view of the greeting card with pocket for an electronic device, with the front panel slightly open showing my new design; The broken line showing of written, pictorial matter and an electronic device is included for the purpose of illustrating environmental structure and forms no part of the claimed design;  
FIG. 2 is a front and top perspective thereof, with the front panel closed;  
FIG. 3 is a rear perspective view thereof.  
FIG. 4 is a perspective of the greeting card with pocket for an electronic device in an open condition, the pocket for an electronic device shown on the right inner panel;  
FIG. 5 is a perspective view similar to FIG. 4, showing an example of how an electronic device could be placed within the pocket area of the right inner panel; and,  
FIG. 6 shows a top plan perspective view.


**1 Claim, 6 Drawing Sheets**




**FIG. 1**




**FIG. 2**




**FIG. 3**



**FIG. 4**



**FIG. 5**



**FIG. 6**

