



US00D685360S

(12) **United States Design Patent**  
**Chen et al.**

(10) **Patent No.:** **US D685,360 S**  
(45) **Date of Patent:** **\*\* Jul. 2, 2013**

(54) **REAR HOUSING FOR ELECTRONIC DEVICE**

(75) Inventors: **Shan-Yao Chen**, Kaohsiung (TW);  
**Shu-Chen Lin**, Kaoshiung (TW);  
**Jung-Pin Chen**, Kaohsiung (TW)

(73) Assignee: **King Slide Technology Co., Ltd.**,  
Kaohsiung (TW)

(\*\*) Term: **14 Years**

(21) Appl. No.: **29/409,036**

(22) Filed: **Dec. 20, 2011**

(51) **LOC (9) Cl.** ..... **14-03**

(52) **U.S. Cl.**  
USPC ..... **D14/250**

(58) **Field of Classification Search**

USPC ..... D14/250–253, 440, 203.3–203.7,  
D14/217, 496, 248, 238.1, 240, 447; D3/201,  
D3/218, 269, 301, 273, 303, 103, 247; D13/103,  
D13/107–108, 119; 220/4.02; 248/309.1,  
248/371, 176.3, 668; 361/679.56, 679.3,  
361/679.25, 816; 379/426, 433.11, 455;  
455/575.1, 575.8; 206/305, 320; 345/173

See application file for complete search history.

(56) **References Cited**

**U.S. PATENT DOCUMENTS**

D539,641 S \* 4/2007 Tanner ..... D3/203.1  
D593,060 S \* 5/2009 Sandberg ..... D14/138 AB

D614,402 S \* 4/2010 Lown et al. .... D3/303  
D638,414 S \* 5/2011 Magness et al. .... D14/250  
D677,250 S \* 8/2011 Takamoto ..... D14/250  
D650,776 S \* 12/2011 Bau ..... D14/250  
D652,825 S \* 1/2012 Bau ..... D14/238.1  
D656,494 S \* 3/2012 Bau ..... D14/250  
D668,246 S \* 10/2012 Fathollahi ..... D14/250  
D670,912 S \* 11/2012 Bau ..... D3/303

\* cited by examiner

*Primary Examiner* — Raphael Barkai

*Assistant Examiner* — Randall Gholson

(74) *Attorney, Agent, or Firm* — Rosenberg, Klein & Lee

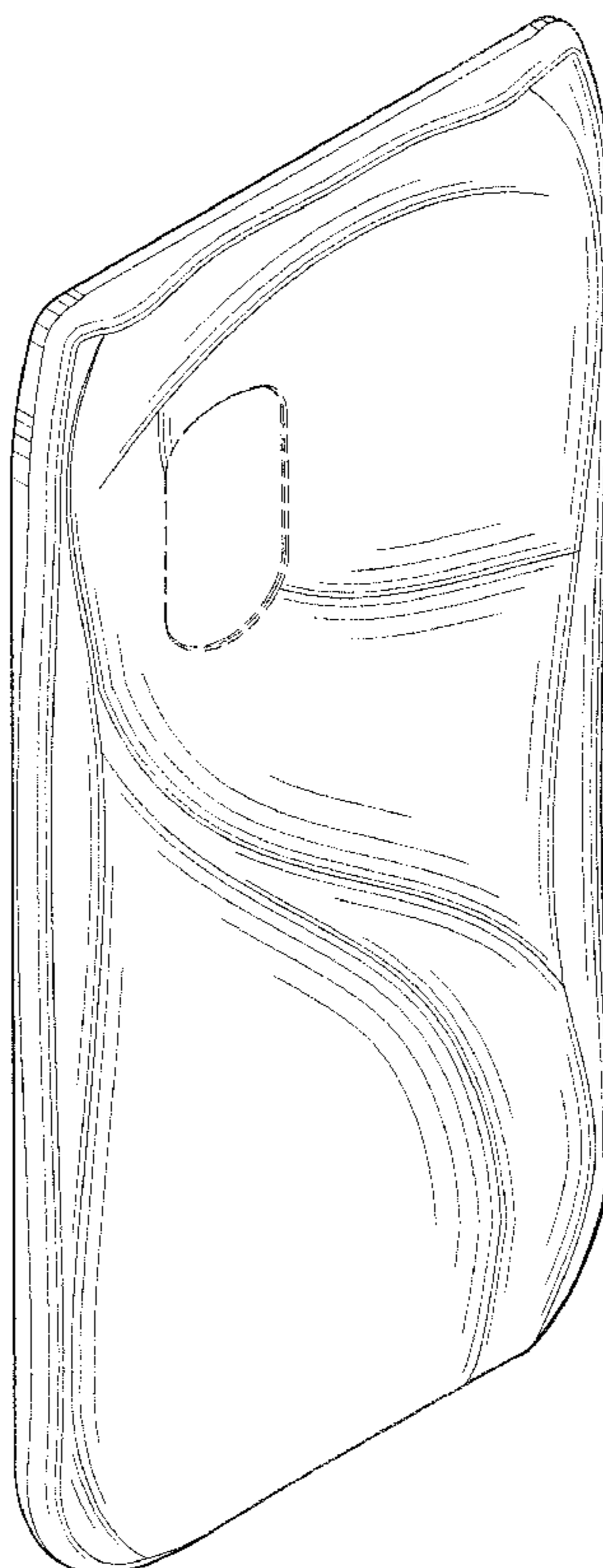
(57) **CLAIM**

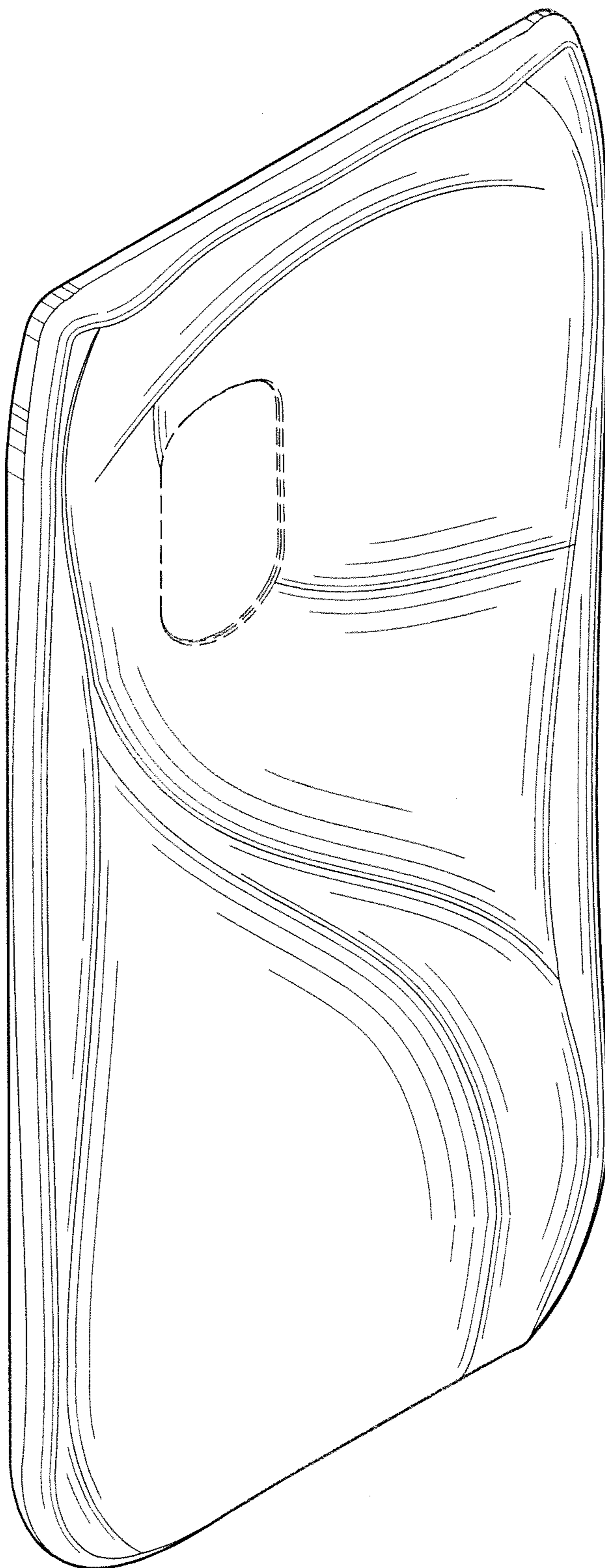
We claim, the ornamental design for a rear housing for an electronic device, as shown and described.

**DESCRIPTION**


FIG. 1 is a perspective view of a rear housing for an electronic device showing my present design;  
FIG. 2 is a front view thereof;  
FIG. 3 is a rear view thereof;  
FIG. 4 is a left view thereof;  
FIG. 5 is a right view thereof;  
FIG. 6 is a top plan view thereof; and,  
FIG. 7 is a bottom plan view.  
The broken lines shown in FIGS. 1-4, 6 are for illustrative purposes only and form no part of the claimed design.

**1 Claim, 5 Drawing Sheets**






**FIG. 1**




**FIG. 2**






**FIG. 3**



**FIG. 4**



**FIG. 5**




FIG. 6

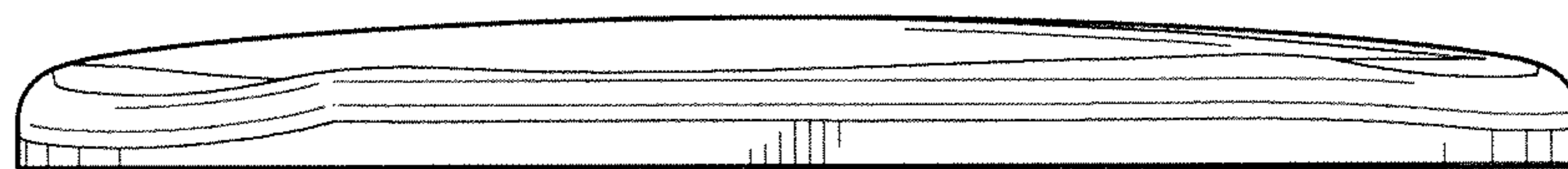


FIG. 7