



US00D685336S

(12) **United States Design Patent**
Chino et al.

(10) **Patent No.:** **US D685,336 S**
(45) **Date of Patent:** **** Jul. 2, 2013**

(54) **TELEVISION SET**

(75) Inventors: **Hiroshi Chino**, Osaka (JP); **Yoshiteru Oda**, Osaka (JP)

(73) Assignee: **Sanyo Electric Co., Ltd.**, Osaka (JP)

(**) Term: **14 Years**

(21) Appl. No.: **29/389,029**

(22) Filed: **Apr. 6, 2011**

(30) **Foreign Application Priority Data**

Oct. 14, 2010 (JP) 2010-024583

(51) **LOC (9) Cl.** **14-03**

(52) **U.S. Cl.**
USPC **D14/126**

(58) **Field of Classification Search**

USPC D14/125-134, 239, 371, 136, 374-377,
D14/440, 450, 448, 336, 342, 159; 312/7.2;
348/836, 838, 180, 184, 325, 739; 341/12;
248/917-924, 465; 345/104, 133, 156, 168,
345/87, 173; 720/605, 669, 600, 655; 369/99,
369/197; D21/329, 515, 577, 622, 333, 433,
D21/448, 452, 450, 331; D6/477, 479, 300;
273/148 B; 446/484, 175, 356; D10/15, 26

See application file for complete search history.

(56) **References Cited**

U.S. PATENT DOCUMENTS

D584,258	S	*	1/2009	Yang et al.	D14/126
D629,371	S	*	12/2010	Lim et al.	D14/126
D646,658	S	*	10/2011	Chino et al.	D14/126
D670,665	S	*	11/2012	Jung et al.	D14/126

FOREIGN PATENT DOCUMENTS

JP	1376775	S	12/2009
JP	1379729	S	2/2010
JP	1380101	S	2/2010
JP	1380368	S	2/2010
JP	1380373	S	2/2010
JP	1380374	S	2/2010
JP	1384298	S	4/2010
JP	1384299	S	4/2010
JP	1386611	S	5/2010
JP	1400180	S	11/2010
JP	1400185	S	11/2010

* cited by examiner

Primary Examiner — Raphael Barkai
(74) *Attorney, Agent, or Firm* — McDermott Will & Emery LLP

(57) **CLAIM**

A new original design for television set, substantially as shown and described herein.

DESCRIPTION

FIG. 1 is a front, top, right-side perspective view thereof;
FIG. 2 is a front elevation view thereof;
FIG. 3 is a rear elevation view thereof;
FIG. 4 is a top plain view thereof;
FIG. 5 is a bottom plain view thereof;
FIG. 6 is a left-side elevation view thereof; and,
FIG. 7 is a right-side elevation view thereof.

1 Claim, 5 Drawing Sheets

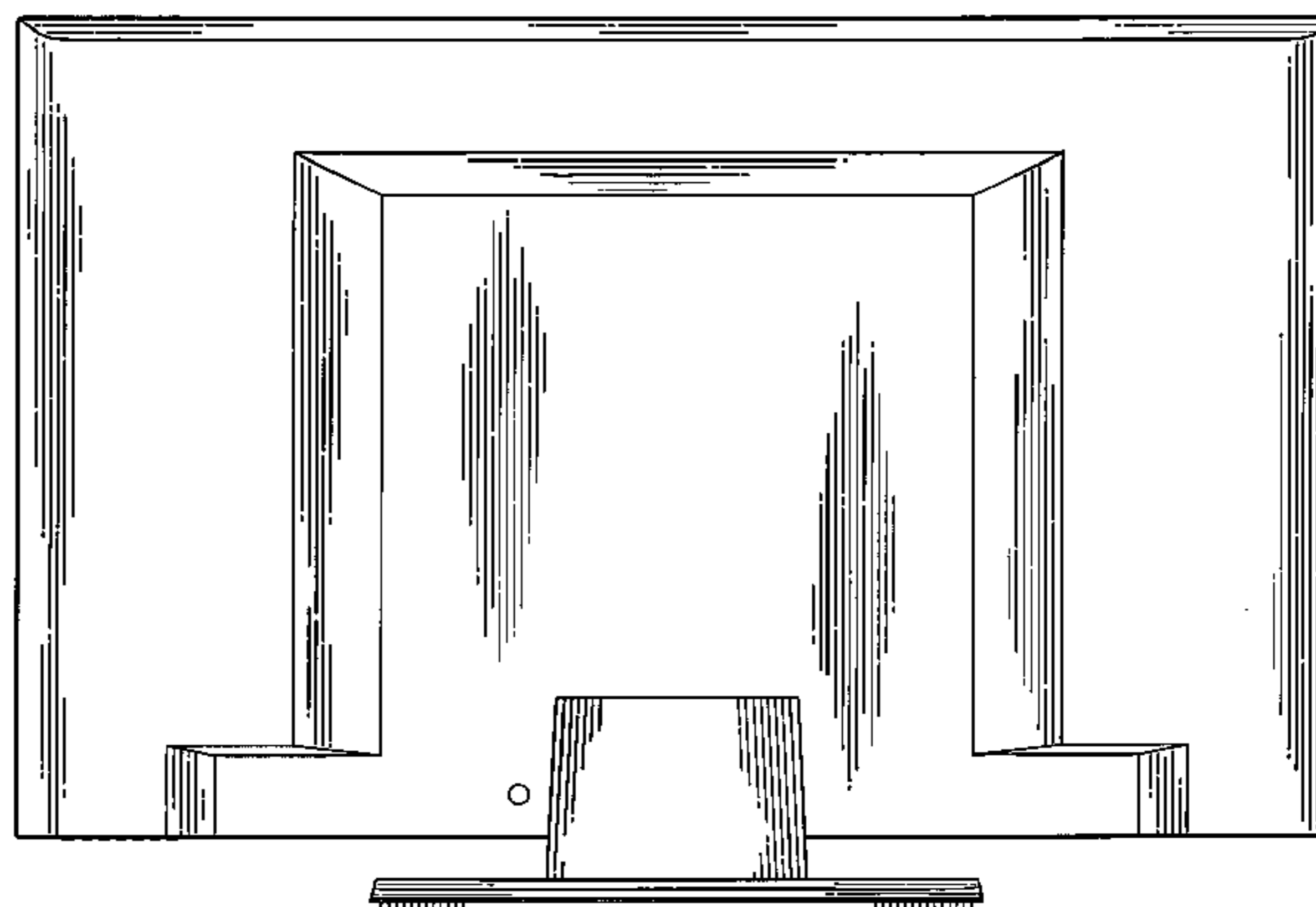



Fig.1




Fig.2

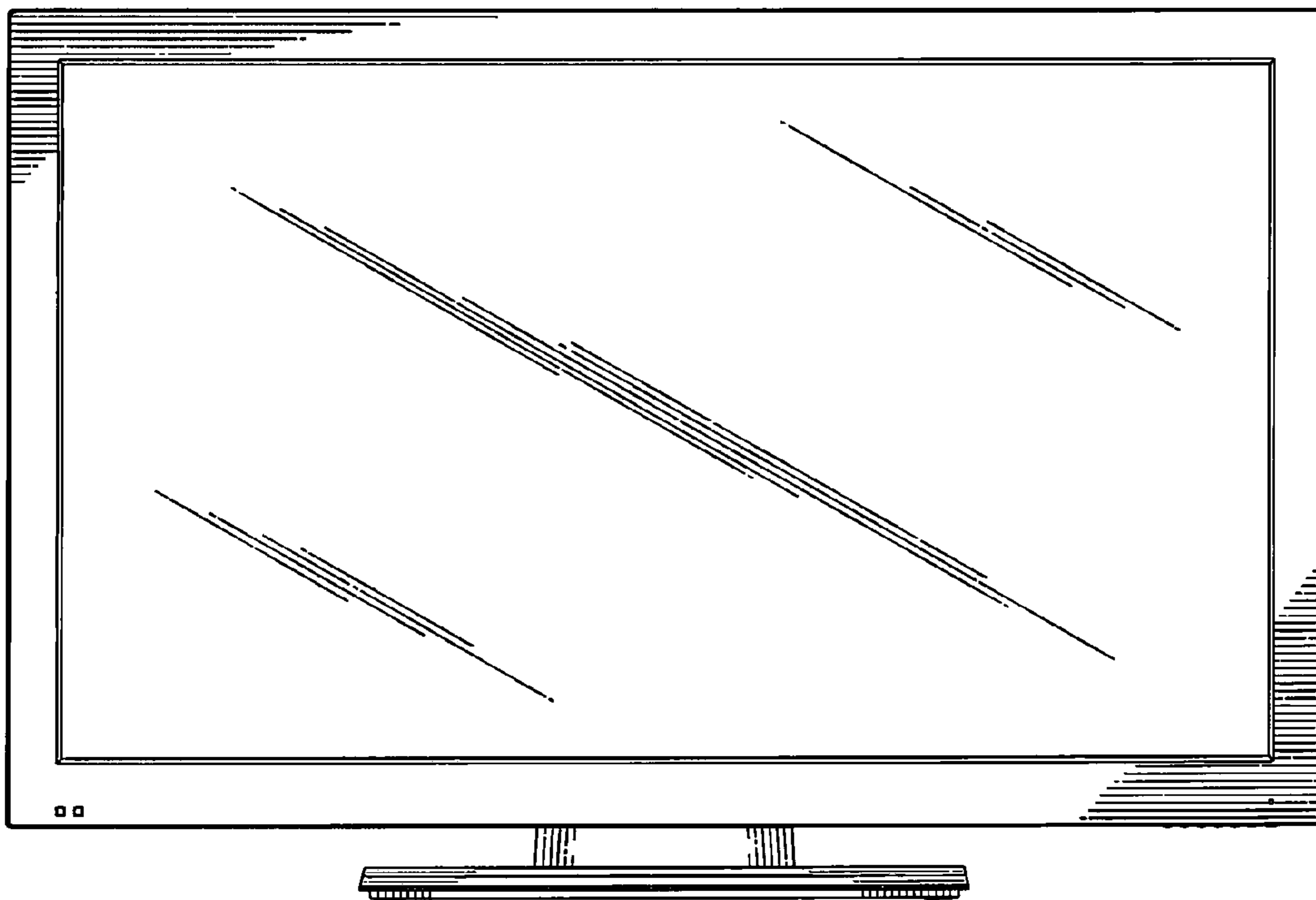


Fig.3

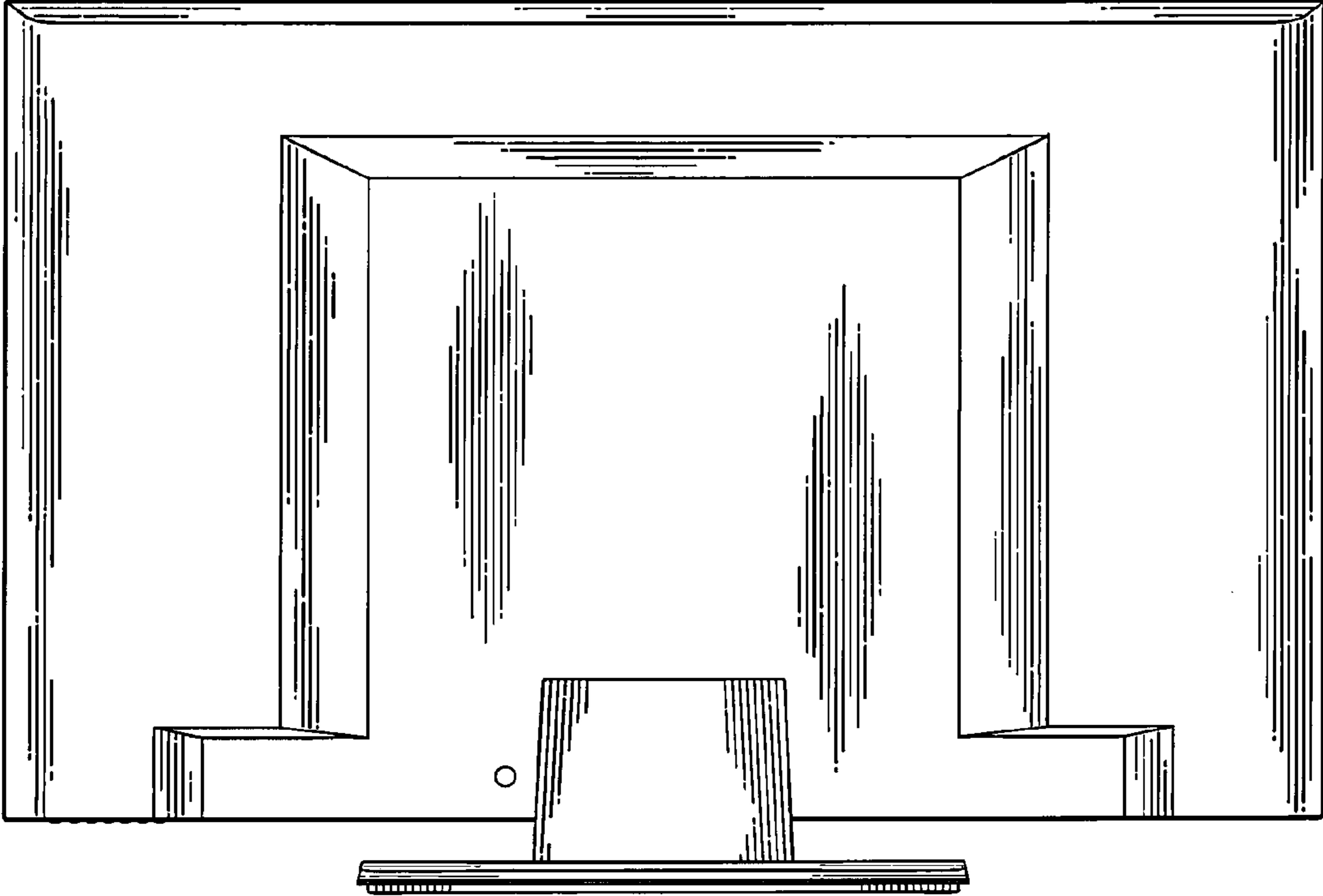


Fig.4




Fig.5




Fig.6

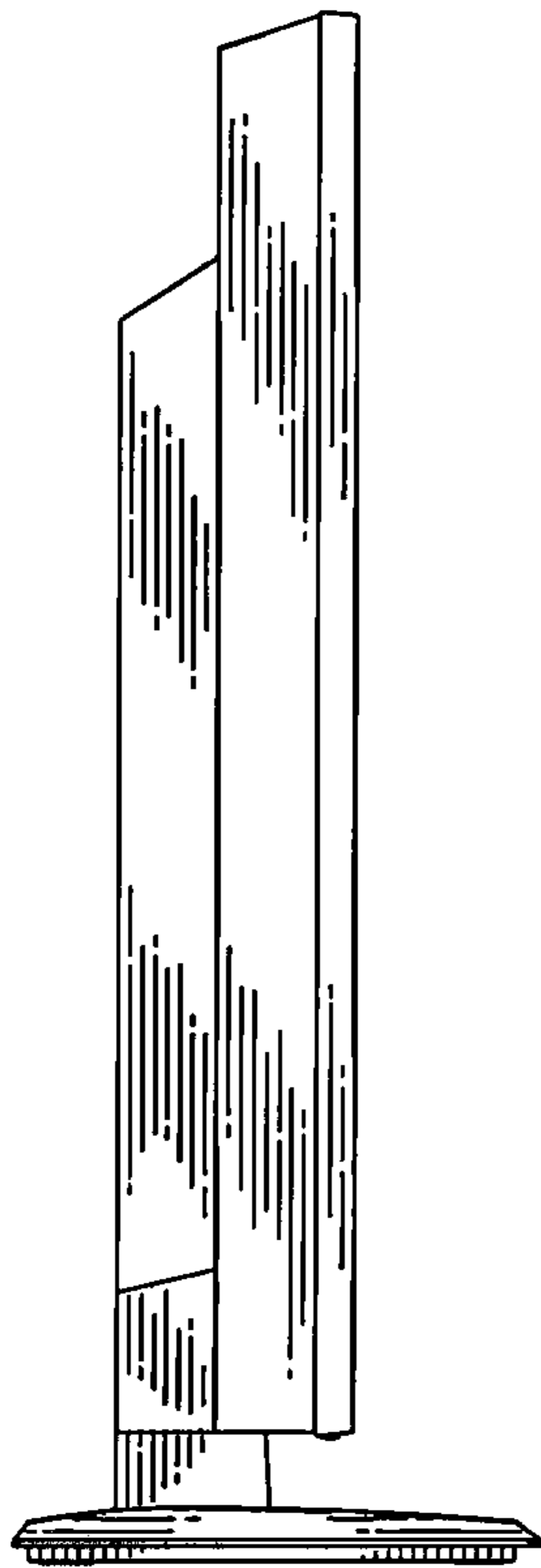


Fig.7

