



US00D685314S

(12) **United States Design Patent**
Gros

(10) **Patent No.:** **US D685,314 S**
(45) **Date of Patent:** **** Jul. 2, 2013**

(54) **HULL HANDLE APERTURE**

(76) Inventor: **Charles Preston Gros**, White City, OR
(US)

(**) Term: **14 Years**

(21) Appl. No.: **29/382,762**

(22) Filed: **Jan. 6, 2011**

(51) **LOC (9) Cl.** **12-06**

(52) **U.S. Cl.**
USPC **D12/317**

(58) **Field of Classification Search**
USPC D12/300–318; D7/394; D3/308; D9/431;
114/343, 351, 352, 355, 356, 357, 360, 364
See application file for complete search history.

(56) **References Cited**

U.S. PATENT DOCUMENTS

D268,157	S *	3/1983	Campton	D7/543
5,188,056	A *	2/1993	Bonnet	114/355
D343,713	S *	1/1994	Barber	D3/308
5,738,217	A *	4/1998	Hunter	206/549
6,192,818	B1 *	2/2001	Rogers-Smith	114/219
D444,949	S *	7/2001	Whittaker	D3/308
D461,713	S *	8/2002	Foreman	D9/434
6,609,475	B2 *	8/2003	Thomas et al.	114/219
6,615,985	B1 *	9/2003	Foreman	206/485
D497,309	S *	10/2004	Nordland et al.	D9/415
7,328,814	B2 *	2/2008	Nordland et al.	220/756
D567,670	S *	4/2008	Say Ulin	D9/753
D576,482	S *	9/2008	DeBusk	D9/416

D636,220 S * 4/2011 Caldwell et al. D7/394

* cited by examiner

Primary Examiner — Cynthia M Chin

(74) *Attorney, Agent, or Firm* — QuickPatents; Kevin Prince

(57) **CLAIM**

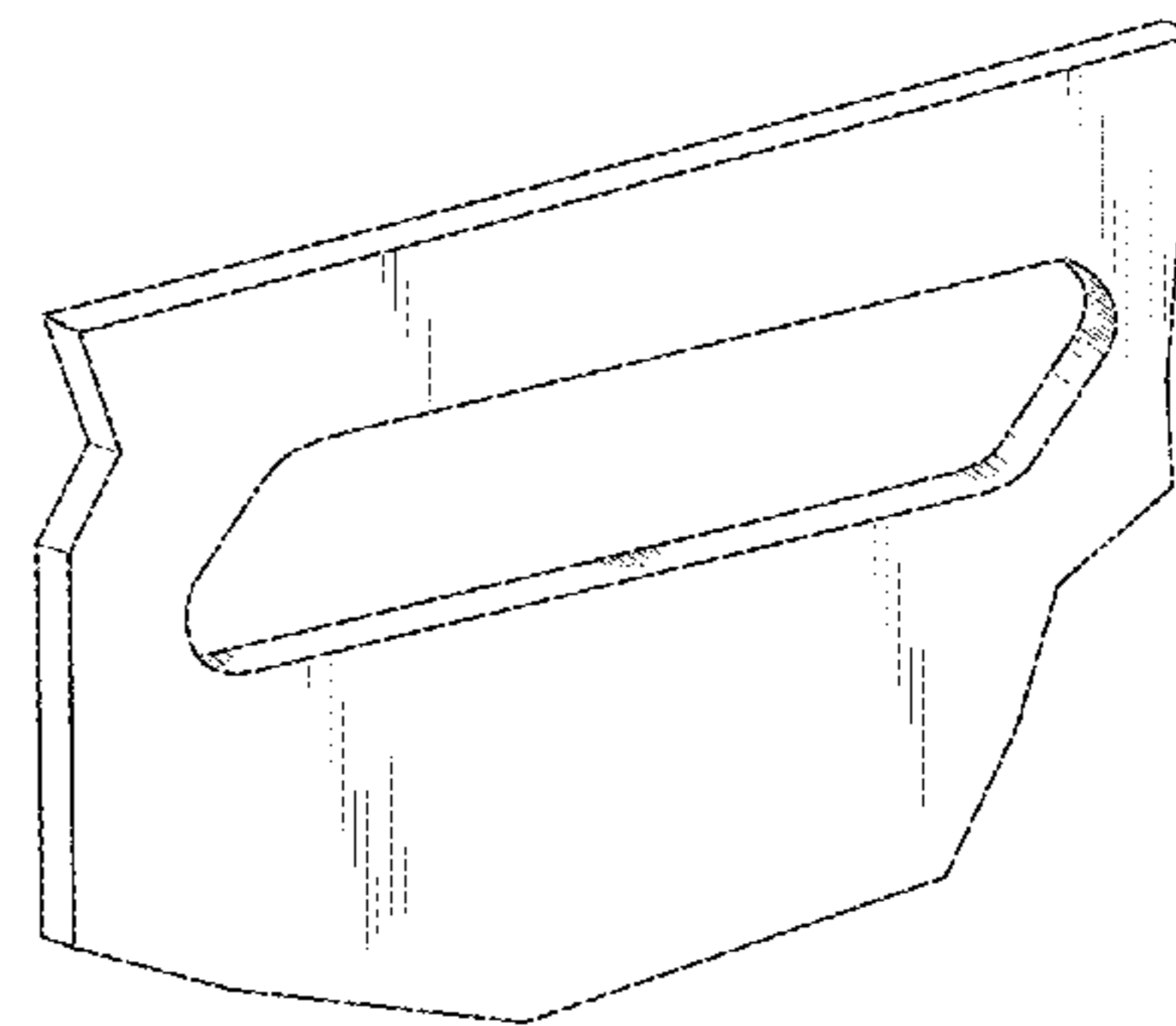
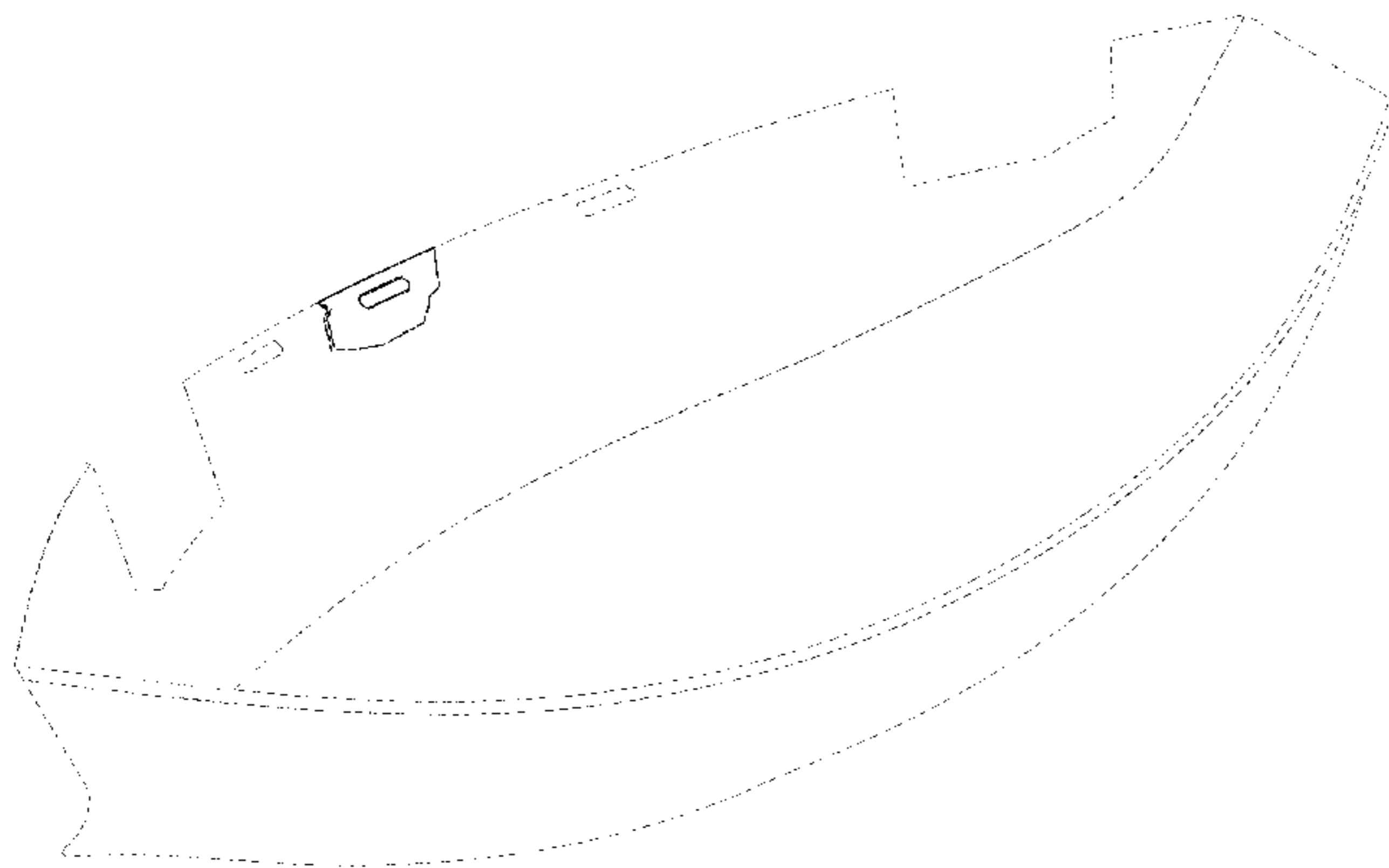
What is claimed is the ornamental design for a hull handle aperture, as shown and described.

DESCRIPTION

FIG. 1 is a perspective view of a hull handle aperture, showing the new design;
 FIG. 2 is an enlarged cut-away perspective view thereof, taken generally along lines 2-2 of FIG. 1;
 FIG. 3 is an alternate perspective view of FIG. 2;
 FIG. 4 is a front elevational view of FIG. 2, the rear elevational view being a mirror image thereof;
 FIG. 5 is a cross-sectional view of FIG. 2, taken along lines 5-5 of FIG. 2;
 FIG. 6 is a cross-sectional view of FIG. 2, taken along lines 6-6 of FIG. 2;
 FIG. 7 is a cross-sectional view of FIG. 2, taken along lines 7-7 of FIG. 2; and,
 FIG. 8 is a cross-sectional view of FIG. 2, taken along lines 8-8 of FIG. 2.

The broken lines showing a boat hull in FIG. 1 are included for the purpose of illustrating environmental matter, and form no part of the claimed design.

1 Claim, 4 Drawing Sheets



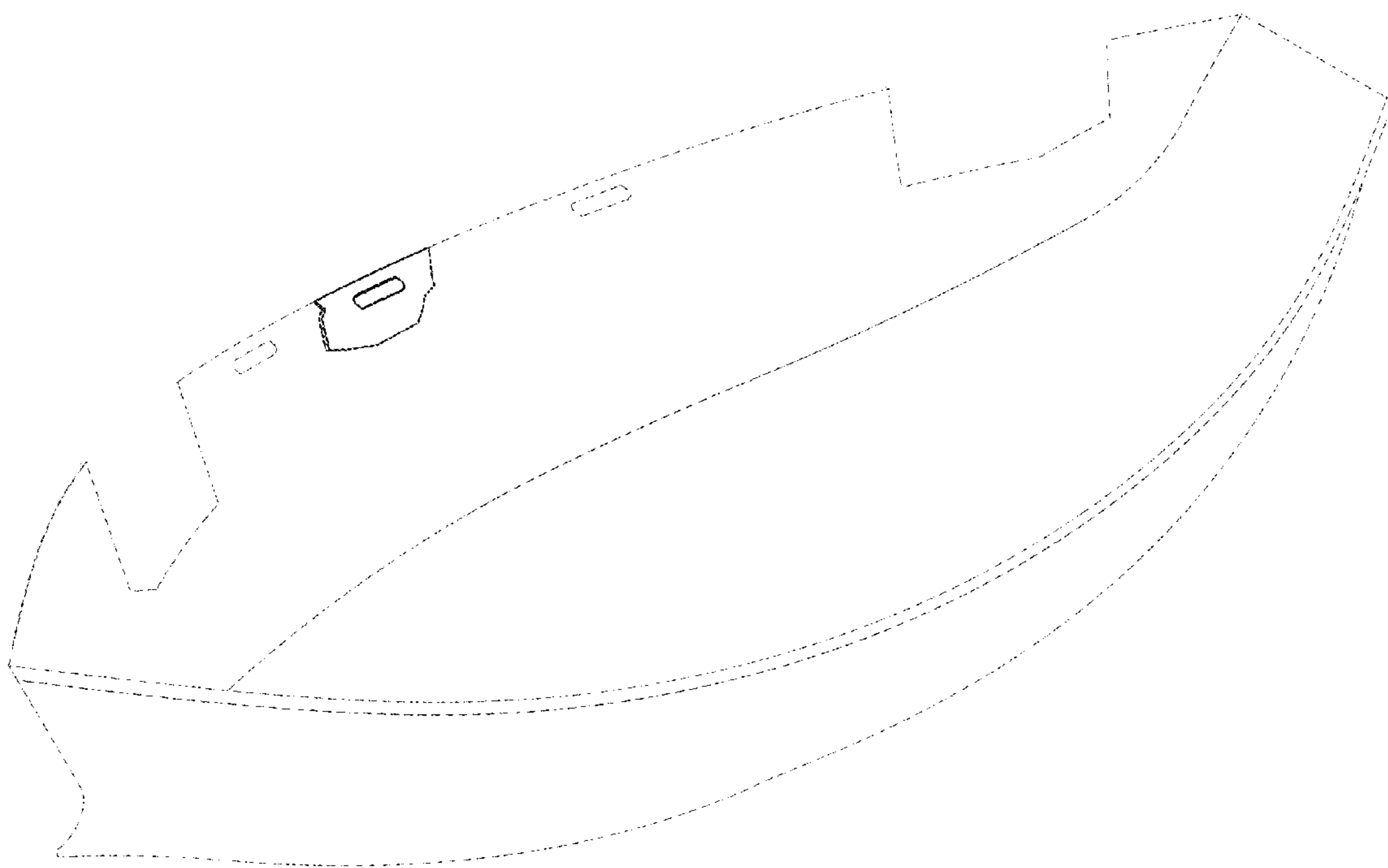


FIG. 1

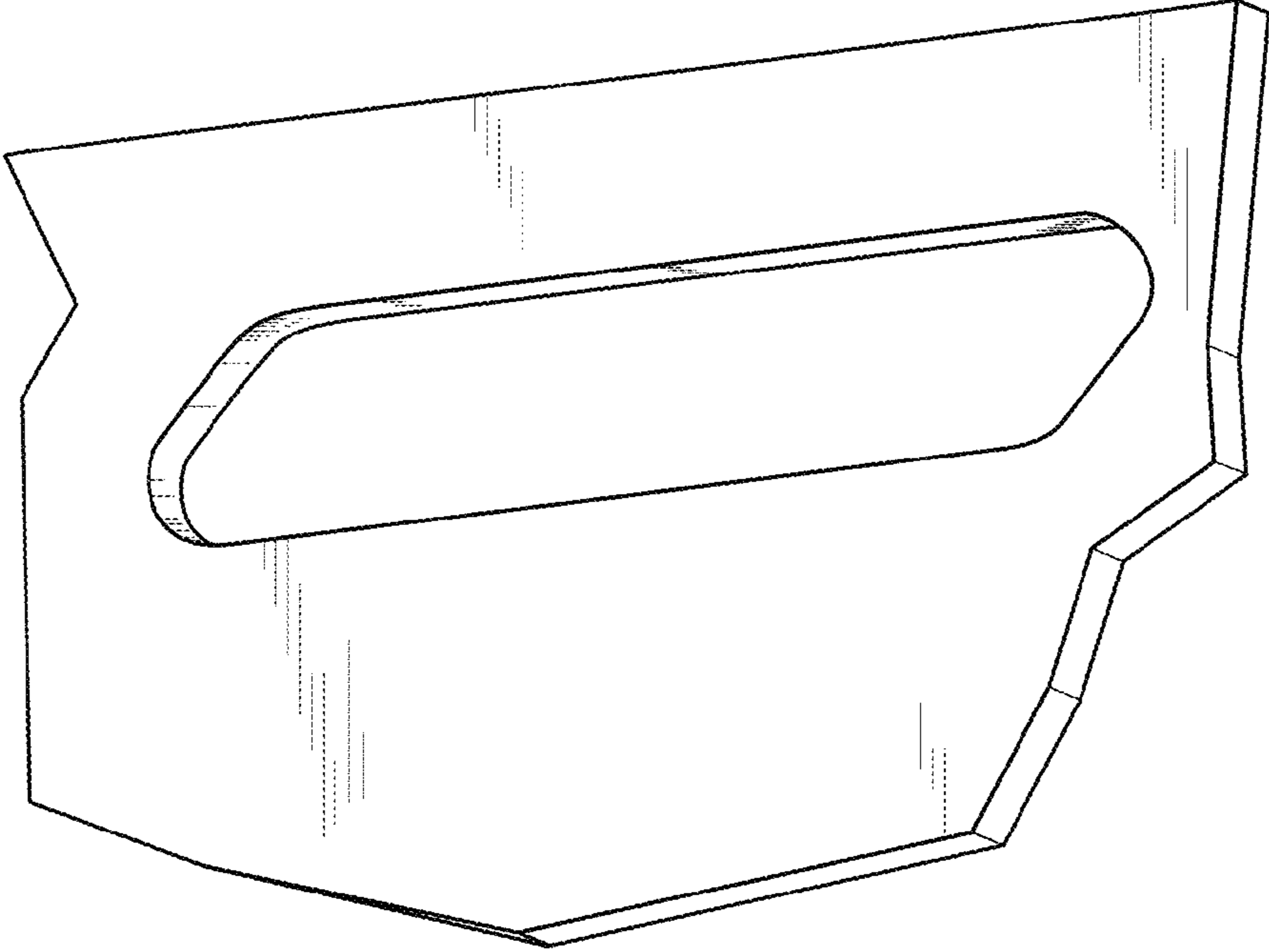


FIG. 2

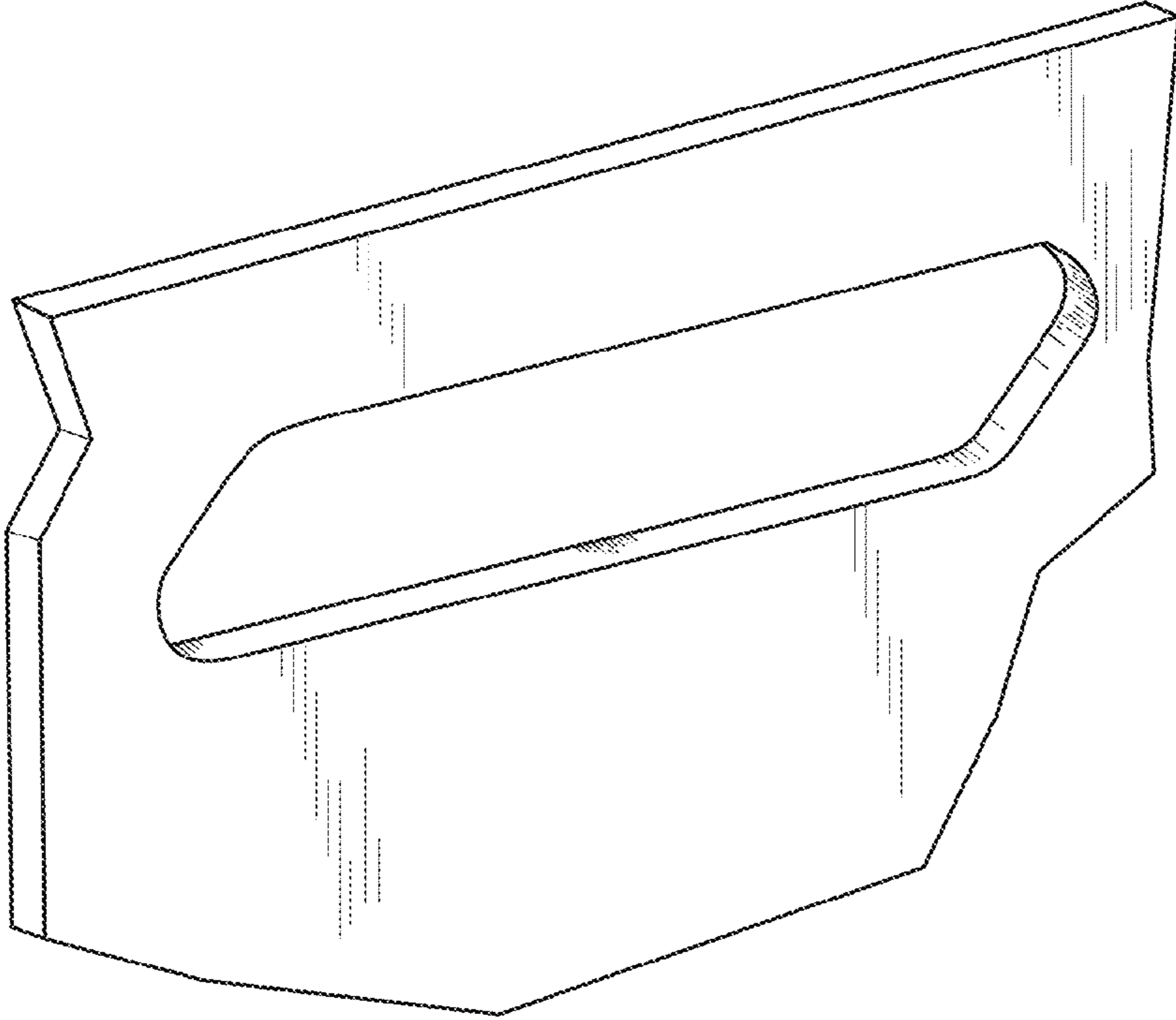


FIG. 3

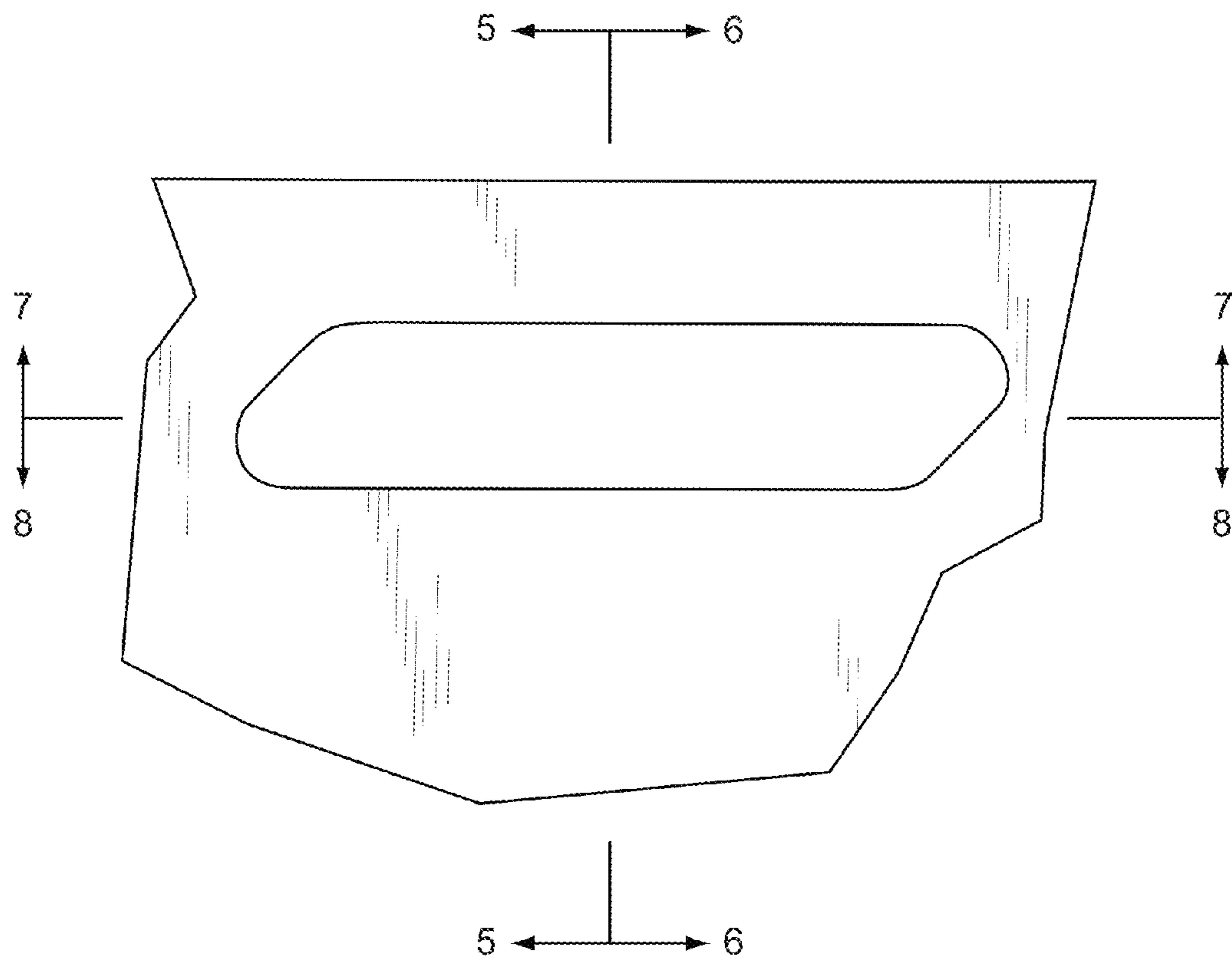


FIG. 4



FIG. 5



FIG. 6



FIG. 7



FIG. 8