



US00D685310S

(12) **United States Design Patent**
Alfonso

(10) **Patent No.:** **US D685,310 S**
(45) **Date of Patent:** **** Jul. 2, 2013**

- (54) **AUTOMOBILE WHEEL**
- (71) Applicant: **Ernie R. Alfonso**, Pomona, CA (US)
- (72) Inventor: **Ernie R. Alfonso**, Pomona, CA (US)
- (73) Assignee: **Direct Wheel Inc.**, Pomona, CA (US)
- (**) Term: **14 Years**
- (21) Appl. No.: **29/434,191**
- (22) Filed: **Oct. 10, 2012**
- (51) **LOC (9) Cl.** **12-16**
- (52) **U.S. Cl.**
USPC **D12/211**
- (58) **Field of Classification Search**
USPC D12/204-213; 301/37.101, 64.101,
301/65, 64.201
See application file for complete search history.

D620,425 S *	7/2010	Zhao	D12/211
D625,244 S *	10/2010	Zhao	D12/211
D626,488 S *	11/2010	Yoon	D12/211
D626,489 S *	11/2010	Laengerer	D12/211
D637,947 S *	5/2011	Zhao	D12/211
D655,231 S *	3/2012	Zhao	D12/209
D657,297 S *	4/2012	Johnson	D12/211
D659,066 S *	5/2012	Johnson	D12/209

* cited by examiner

Primary Examiner — Stacia Cadmus
(74) *Attorney, Agent, or Firm* — Adli Law Group P.C.

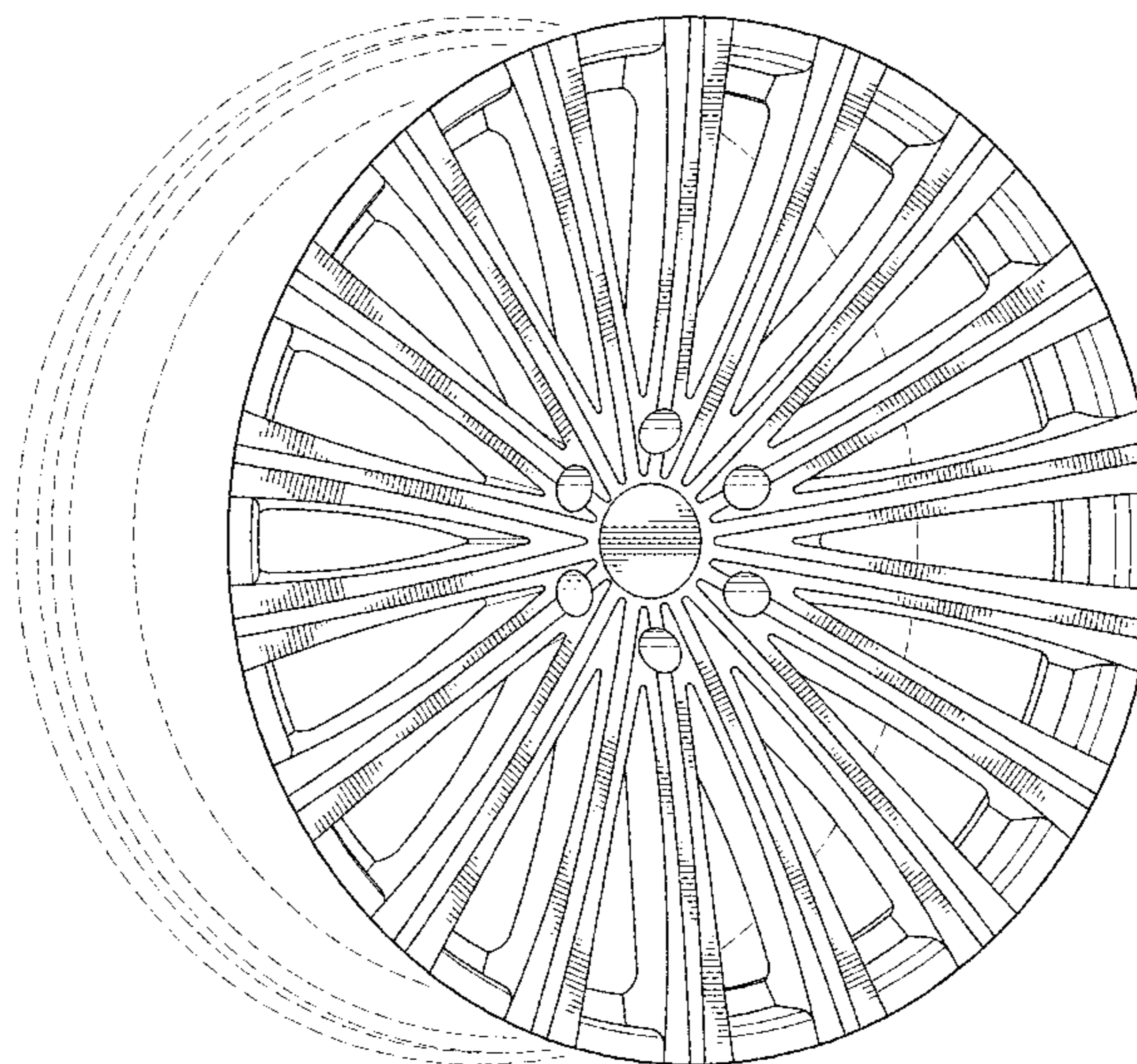
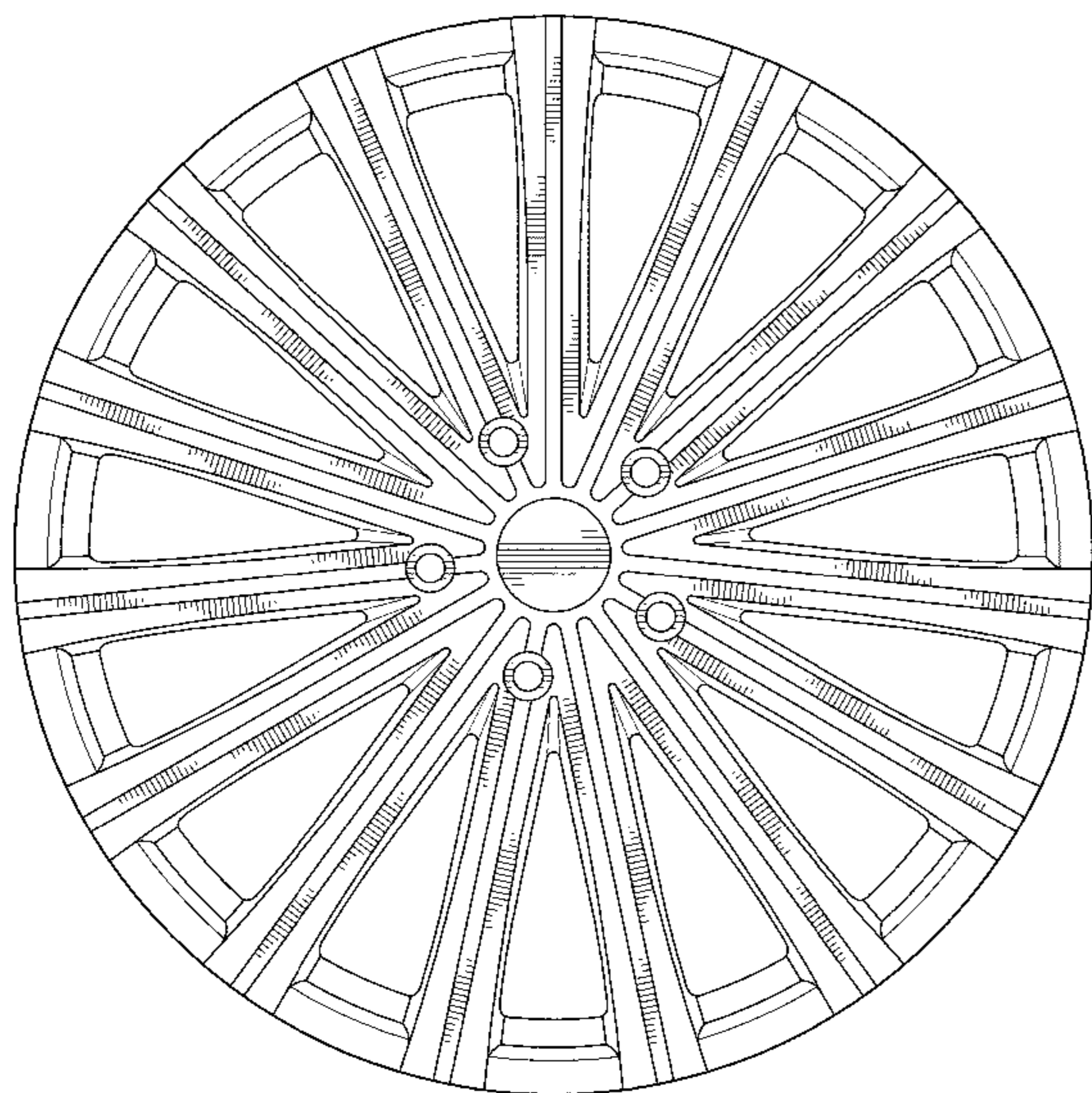
(57) **CLAIM**
The ornamental design for an automobile wheel, as shown and described.

DESCRIPTION

FIG. 1 is a front elevational view of an automobile wheel, showing my new design with 15 spokes; FIG. 2 is perspective view thereof; and, FIG. 3 is a front elevational view of a second embodiment of an automobile wheel, showing my new design with 18 spokes; and, FIG. 4 is perspective view thereof.
The broken line showing of the rear of the rim is included for the purpose of illustrating environment and forms no part of the claimed design.

1 Claim, 4 Drawing Sheets

- (56) **References Cited**
U.S. PATENT DOCUMENTS
D473,836 S * 4/2003 Laengerer D12/211
D531,951 S * 11/2006 Khan D12/211
D593,020 S * 5/2009 Blasi D12/211
D617,250 S * 6/2010 Zhao D12/211
D617,251 S * 6/2010 Zhao D12/211
D618,155 S * 6/2010 Zhao D12/211






FIG. 1

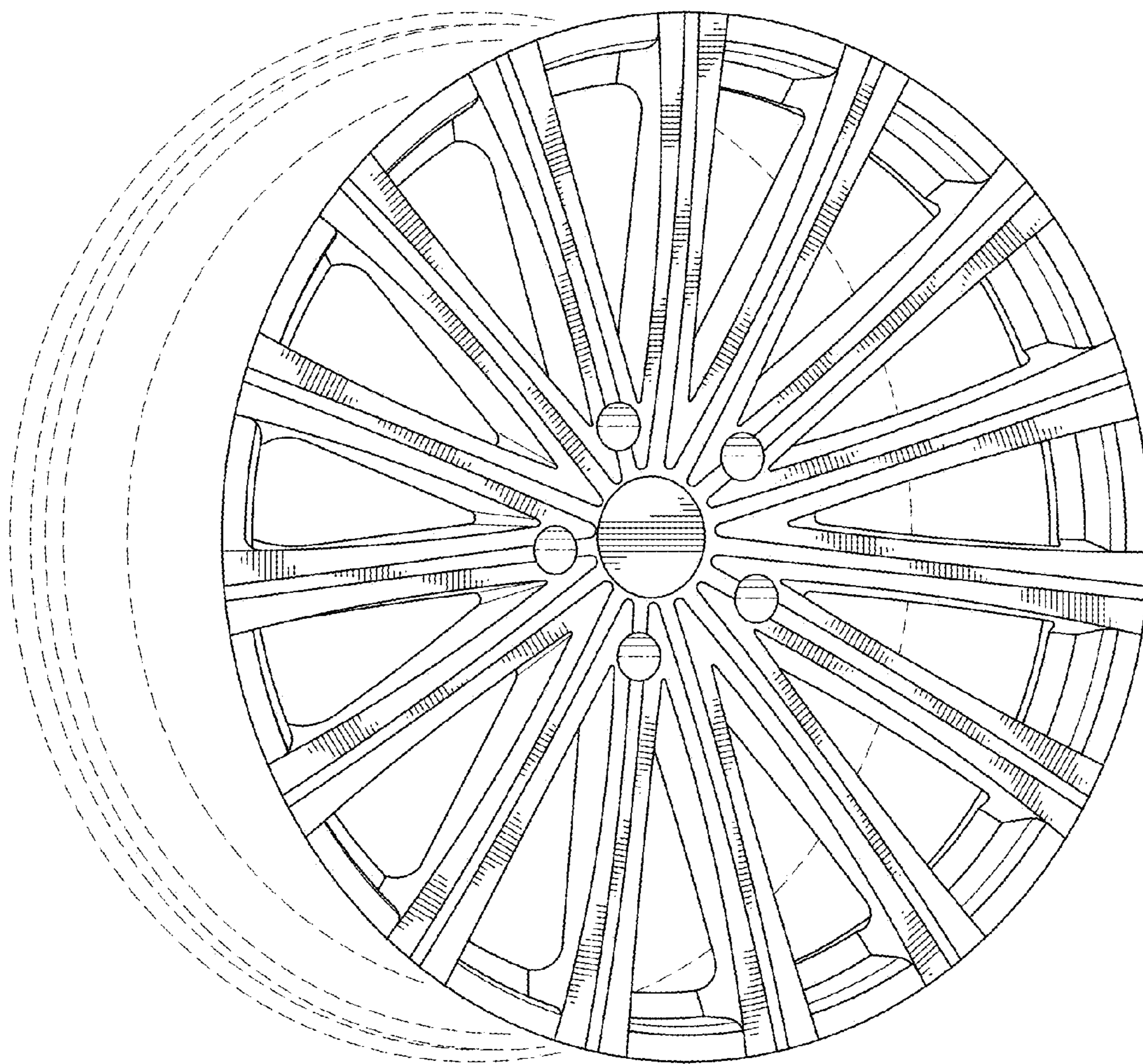


FIG. 2

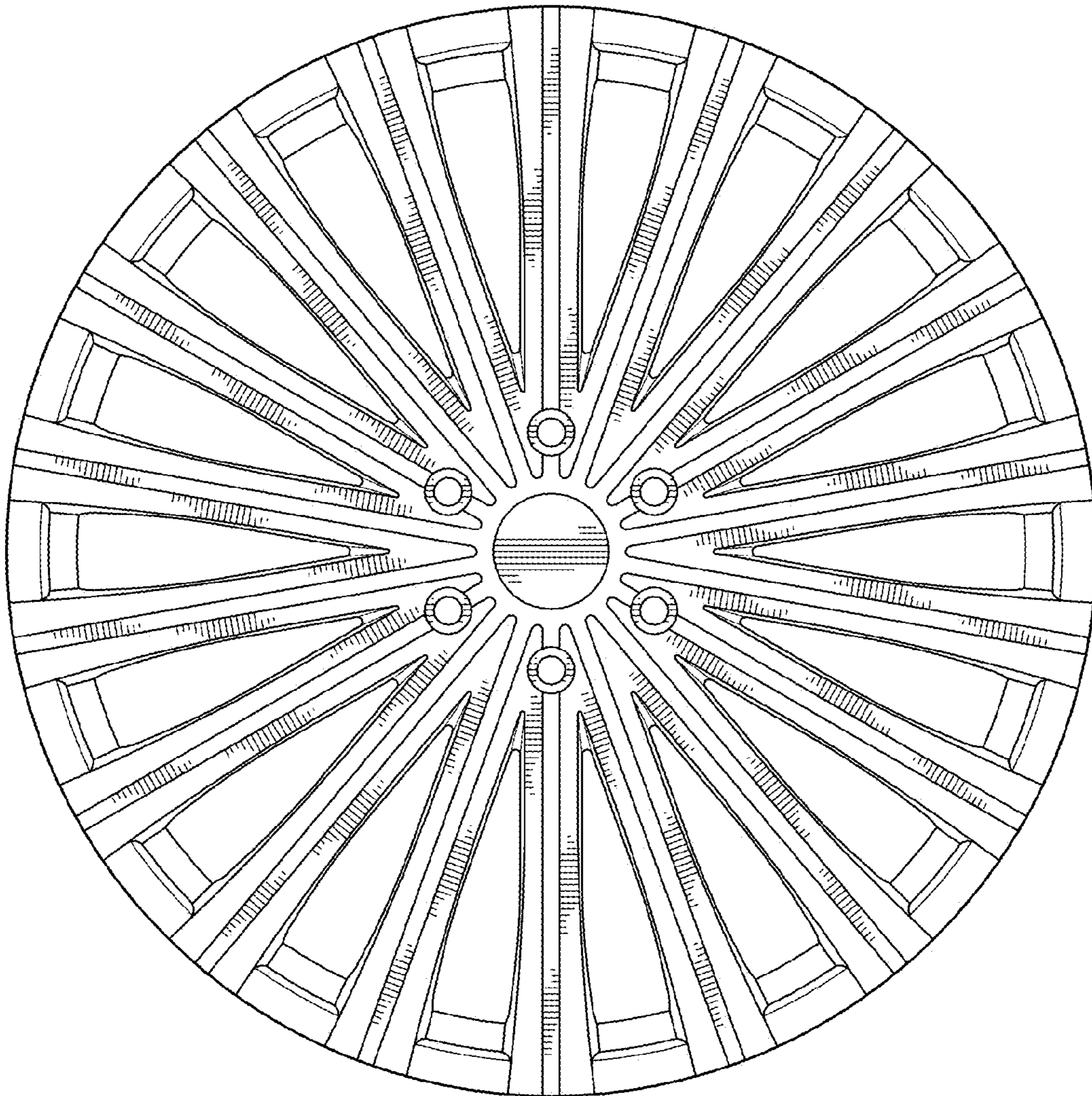


FIG. 3

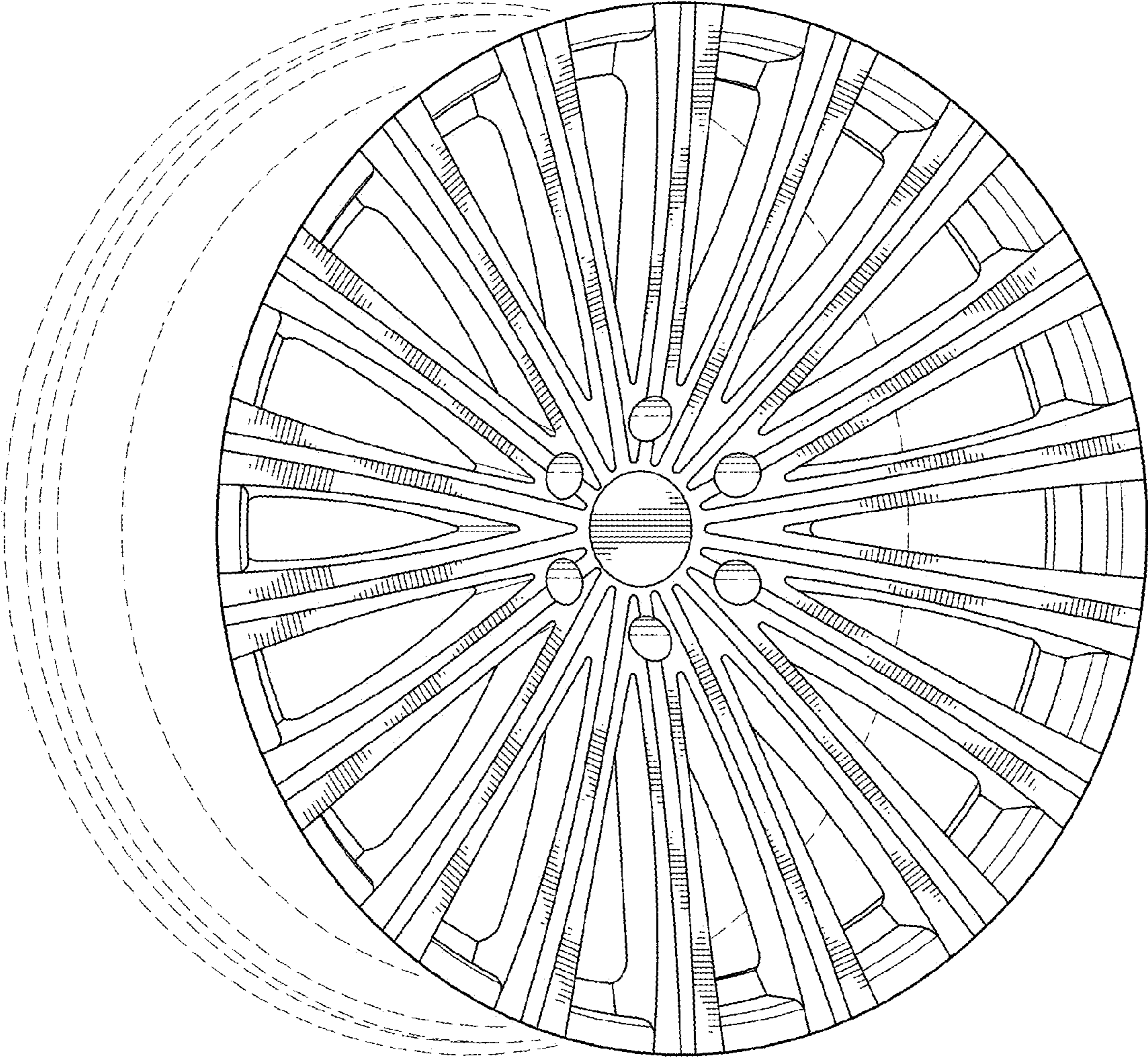


FIG. 4