

US00D685306S

(12) **United States Design Patent**  
**Eklund et al.**

(10) **Patent No.:** **US D685,306 S**  
(45) **Date of Patent:** **\*\* Jul. 2, 2013**

- (54) **MUDFLAP**
- (75) Inventors: **Wesley K. Eklund**, Muskegon, MI (US);  
**Thomas Gerst**, Twin Lake, MI (US);  
**Gary Roberts**, Fruitport, MI (US);  
**Walter Hill**, Muskegon, MI (US)
- (73) Assignee: **Fleet Engineers, Inc.**, Muskegon, MI (US)
- (\*\*) Term: **14 Years**
- (21) Appl. No.: **29/419,432**
- (22) Filed: **Apr. 27, 2012**
- (51) **LOC (9) Cl.** ..... **12-16**
- (52) **U.S. Cl.**  
USPC ..... **D12/184**; 280/847; D12/185
- (58) **Field of Classification Search**  
USPC . D12/181, 184, 185, 186, 190, 196; 280/847,  
280/848, 849, 851, 852; 362/495  
See application file for complete search history.

5,564,750	A *	10/1996	Bajorek et al. ....	280/851
D398,570	S *	9/1998	Bollman .....	D12/185
D406,087	S *	2/1999	Bavington et al. ....	D12/185
D441,702	S *	5/2001	Baker .....	D12/185
6,786,512	B2 *	9/2004	Morin et al. ....	280/847
6,851,717	B1 *	2/2005	Andersen .....	280/847
7,014,211	B2 *	3/2006	Ogles et al. ....	280/847
7,475,911	B2 *	1/2009	Edwards .....	280/851
8,146,949	B2 *	4/2012	Surti .....	280/851
2002/0043797	A1 *	4/2002	Cicansky .....	280/847
2003/0011188	A1 *	1/2003	Andersen .....	280/847
2006/0208476	A1 *	9/2006	Collins et al. ....	280/851
2011/0042932	A1 *	2/2011	Vogel .....	280/848

**FOREIGN PATENT DOCUMENTS**

JP 6072356 A 3/1994

\* cited by examiner

*Primary Examiner* — Philip S Hyder

*Assistant Examiner* — John T Applewhite

(74) *Attorney, Agent, or Firm* — McGarry Bair PC

(57) **CLAIM**

The ornamental design for a mudflap, as shown and described.

**DESCRIPTION**


FIG. 1 is a front perspective view of a mudflap which embodies our design;  
 FIG. 2 is a front view thereof, the rear view being a mirror image thereof;  
 FIG. 3 is right side view thereof, the left side view being a mirror image thereof;  
 FIG. 4 is a top view thereof; and,  
 FIG. 5 is a bottom view thereof.  
 The broken lines show portions of the mudflap that form no part of the claimed design.

**1 Claim, 3 Drawing Sheets**

(56) **References Cited**

**U.S. PATENT DOCUMENTS**

D167,061	S *	6/1952	Schwartz .....	D12/185
D235,633	S *	7/1975	Cooper .....	D12/185
D263,696	S *	4/1982	Regler .....	D12/185
D272,336	S *	1/1984	Lightle et al. ....	D12/185
D279,560	S *	7/1985	Jensen .....	D12/185
D281,966	S *	12/1985	Lockwood .....	D12/185
D282,158	S *	1/1986	Wright .....	D12/185
D308,354	S *	6/1990	Thomas, Jr. ....	D12/185
D330,692	S *	11/1992	Hammond, Jr. ....	D12/185
5,205,590	A *	4/1993	Drabing et al. ....	280/851
D338,863	S *	8/1993	Nakayama .....	D12/185
5,273,318	A *	12/1993	Nakayama et al. ....	280/851
5,273,319	A	12/1993	Lee	
5,366,247	A *	11/1994	Fischer .....	280/851






FIG. 1





FIG. 2



**FIG. 4**

**FIG. 5**

**FIG. 3**