

US00D685305S

(12) **United States Design Patent**
Tase et al.

(10) **Patent No.:** **US D685,305 S**
(45) **Date of Patent:** **** Jul. 2, 2013**

(54) **FRONT FENDER FOR AUTOMOBILE**

D669,829 S * 10/2012 Iwao et al. D12/184
D671,871 S * 12/2012 Ohkoshi D12/184
D672,295 S * 12/2012 Yamada et al. D12/184

(75) Inventors: **Nobutaka Tase**, Kanagawa (JP);
Kazunori Murabayashi, Tokyo (JP)

FOREIGN PATENT DOCUMENTS

(73) Assignee: **Nissan Motor Co., Ltd.**, Yokohama (JP)

EM 001226856-0005 9/2010
JP D1297374 S 4/2007
JP D1297371 S 3/2008

(**) Term: **14 Years**

* cited by examiner

(21) Appl. No.: **29/415,971**

Primary Examiner — Melody Brown

(22) Filed: **Mar. 16, 2012**

(74) *Attorney, Agent, or Firm* — Global IP Counselors, LLP

(30) **Foreign Application Priority Data**

Feb. 3, 2012 (JP) 2012-002252

(51) **LOC (9) Cl.** **12-16**

(52) **U.S. Cl.**
USPC **D12/184**

(58) **Field of Classification Search**
USPC D12/184, 196, 90-92, 181; 280/152.1,
280/847-849, 851; 296/181.1, 181.5
See application file for complete search history.

(57) **CLAIM**

The ornamental design for a front fender for an automobile, as shown and described.

(56) **References Cited**

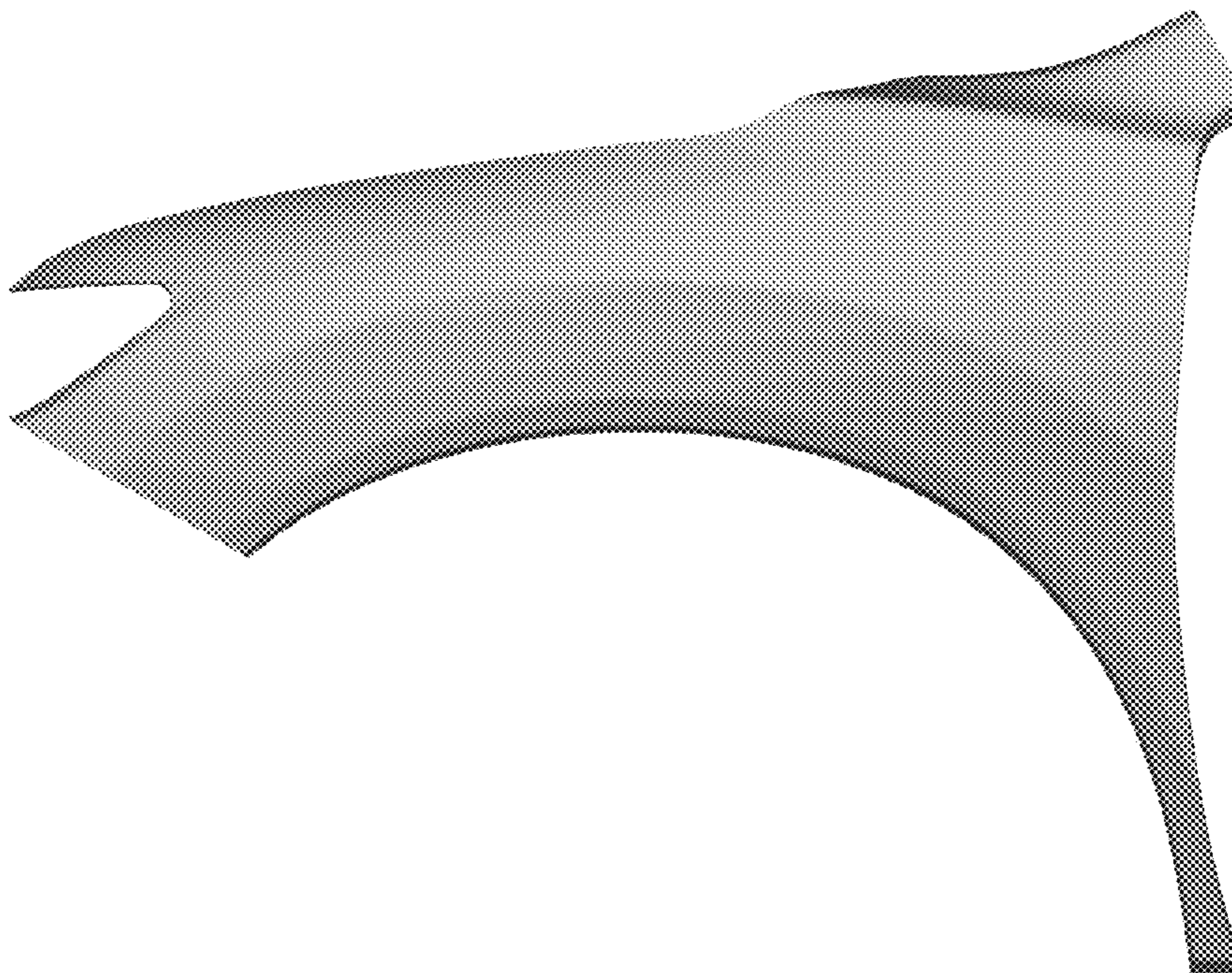
DESCRIPTION

U.S. PATENT DOCUMENTS

D557,177 S 12/2007 Endo et al.
D607,798 S * 1/2010 Weil D12/184
D620,407 S * 7/2010 Froehlich D12/184
D629,344 S * 12/2010 Komuro D12/181
D659,616 S * 5/2012 Matsumoto et al. D12/184

FIG. 1 is a front elevational view of a front bumper for an automobile showing our new design;
FIG. 2 is a rear elevational view thereof;
FIG. 3 is a top plan view thereof;
FIG. 4 is a bottom plan view thereof;
FIG. 5 is a right side elevational view thereof;
FIG. 6 is a left side elevational view thereof;
FIG. 7 is a left, front perspective view thereof; and,
FIG. 8 is a right, front perspective view thereof.

1 Claim, 8 Drawing Sheets



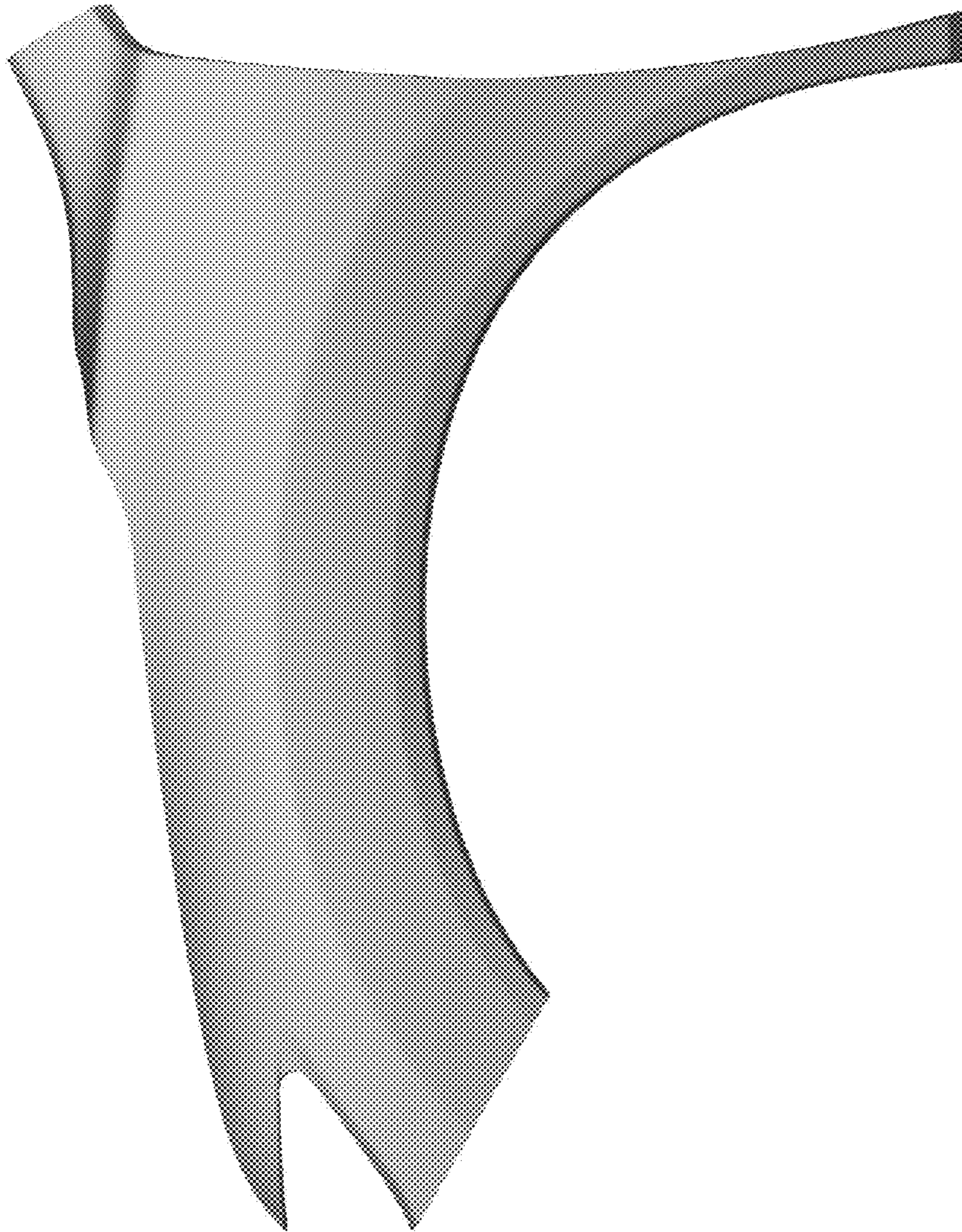


FIG. 1

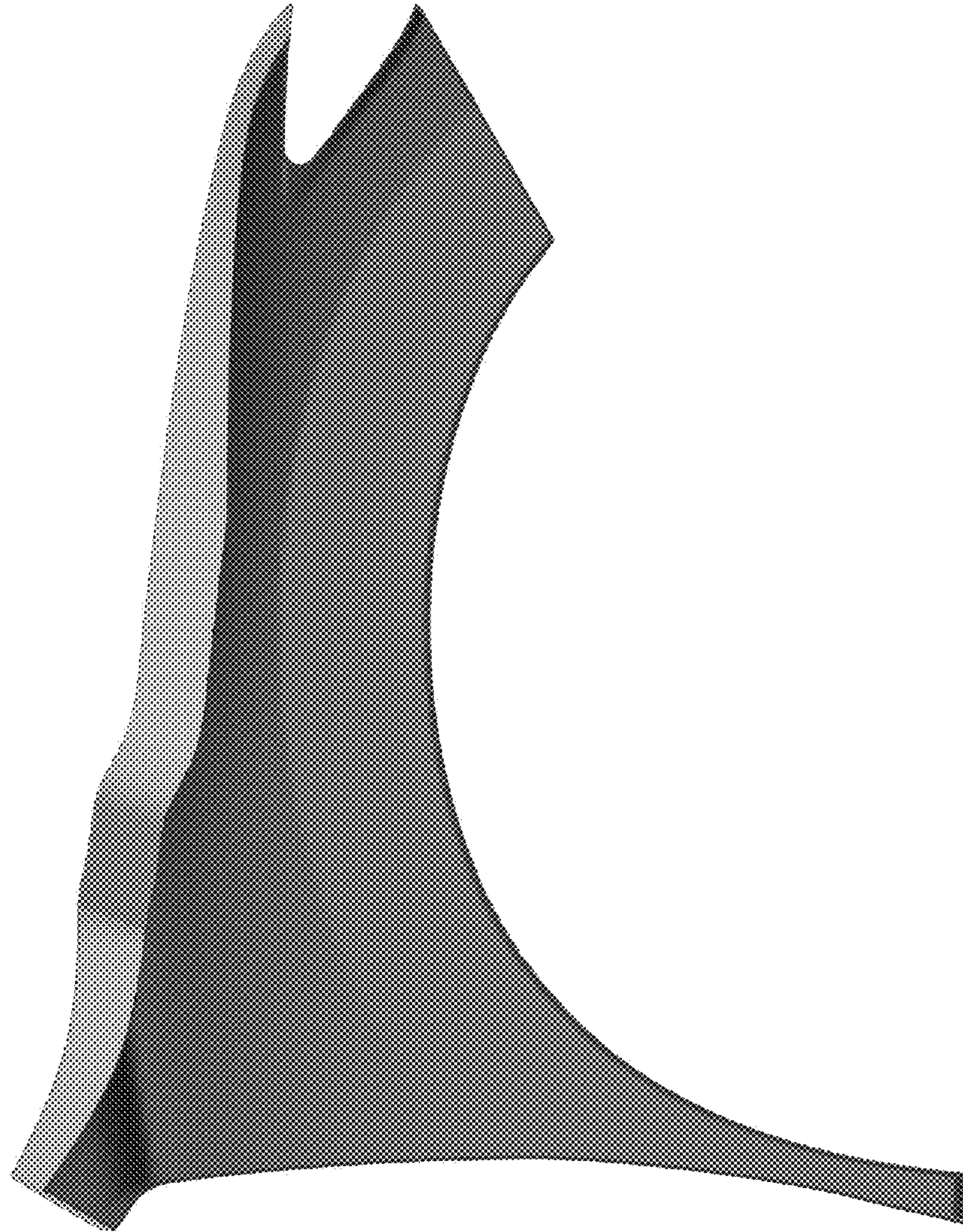


FIG. 2




FIG. 3




FIG. 4




FIG. 5

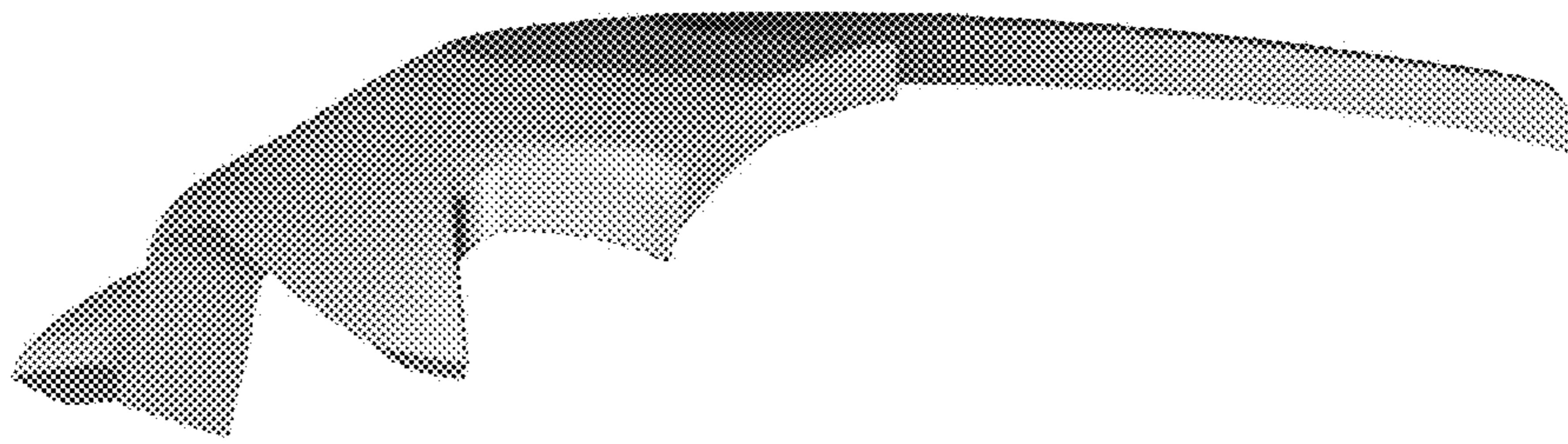


FIG. 6




FIG. 7




FIG. 8