



US00D685288S

(12) **United States Design Patent**
Clark

(10) **Patent No.:** **US D685,288 S**

(45) **Date of Patent:** **** Jul. 2, 2013**

(54) **PENDANT**

(76) **Inventor:** **Sonya Renee Clark**, Waycross, GA
(US)

(**) **Term:** **14 Years**

(21) **Appl. No.:** **29/425,572**

(22) **Filed:** **Jun. 25, 2012**

(51) **LOC (9) Cl.** **11-03**

(52) **U.S. Cl.**
USPC **D11/96**

(58) **Field of Classification Search**

USPC D11/30, 44, 48, 60, 79, 81, 86, 95-99,
D11/116, 103, 125, 131, 133, 149, 157, 172,
D11/211, 217, 219, 223, 238, 56; 63/1.11,
63/1.12, 1.13, 1.14, 1.16, 1.18, 13, 14.1,
63/35, 39, 19; D8/348, 351; D99/17, 23,
D99/25, 27, 30; D19/34; 428/3, 27; 47/41.12;
D25/101

See application file for complete search history.

(56) **References Cited**

U.S. PATENT DOCUMENTS

D187,710 S * 4/1960 Larkin D11/56
D216,371 S * 12/1969 Winchell D11/81
D232,319 S * 8/1974 Caputo D11/79
D246,607 S * 12/1977 Radisich D11/96
D251,717 S * 5/1979 Graves D11/103
D268,963 S * 5/1983 Wiman D11/48
D283,408 S * 4/1986 Martin D11/81

D416,513 S * 11/1999 Tavone D11/96
D465,432 S * 11/2002 Henmi D11/96
D506,948 S * 7/2005 Gehrke D11/96
D528,038 S * 9/2006 Cavness D11/157
D575,925 S * 8/2008 Ivey D99/17
D580,815 S * 11/2008 Powell D11/96
D623,979 S * 9/2010 Mogren D11/81
D656,429 S * 3/2012 Cadigan D11/96

* cited by examiner

Primary Examiner — T. Chase Nelson

Assistant Examiner — Mark Cavanna

(74) *Attorney, Agent, or Firm* — Gardner Groff Greenwald
& Villanueva, PC

(57) **CLAIM**

The ornamental design for a pendant, substantially as shown
and described.

DESCRIPTION

FIG. 1 is a perspective view of a pendant according to the
claimed design.

FIG. 2 is a top view of the pendant of FIG. 1.

FIG. 3 is a bottom view of the pendant of FIG. 1.

FIG. 4 is a first side view of the pendant of FIG. 1.


FIG. 5 is a front view of the pendant of FIG. 1.

FIG. 6 is a back view of the pendant of FIG. 1; and,

FIG. 7 is a second side view of the pendant of FIG. 1.

Portions shown in broken lines are for illustrative purposes
only and form no part of the claimed design.

1 Claim, 3 Drawing Sheets



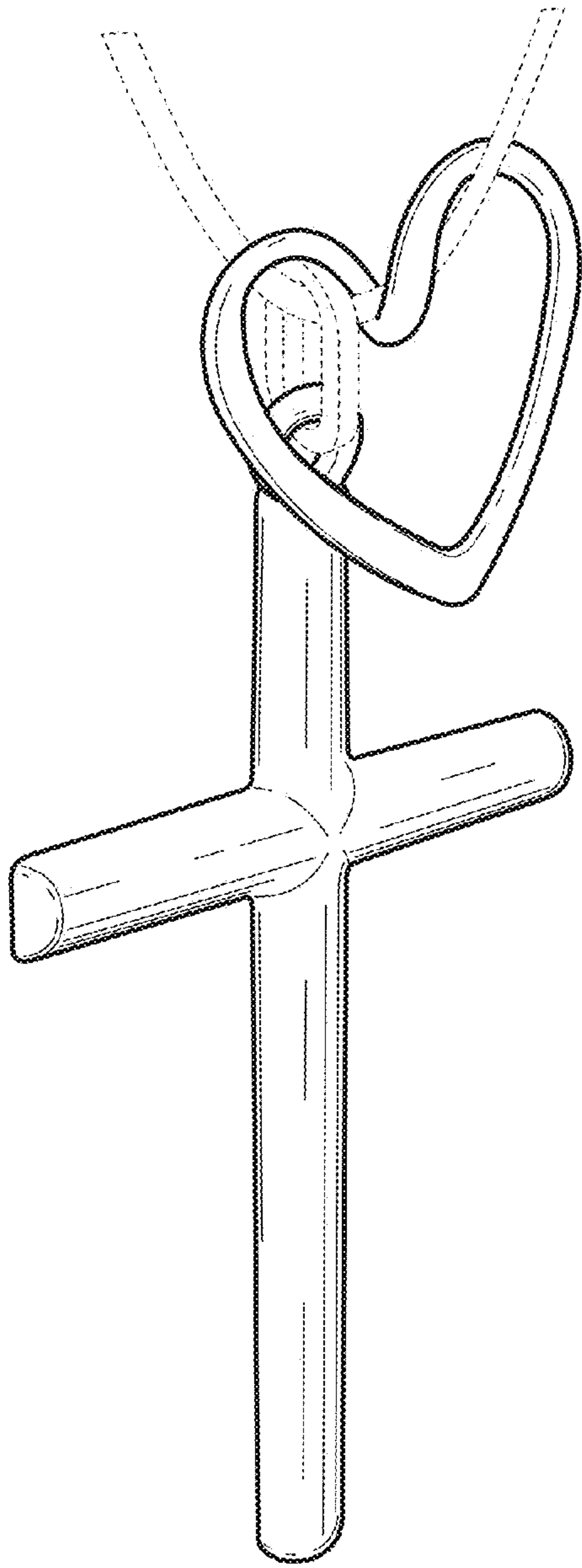


FIG. 1

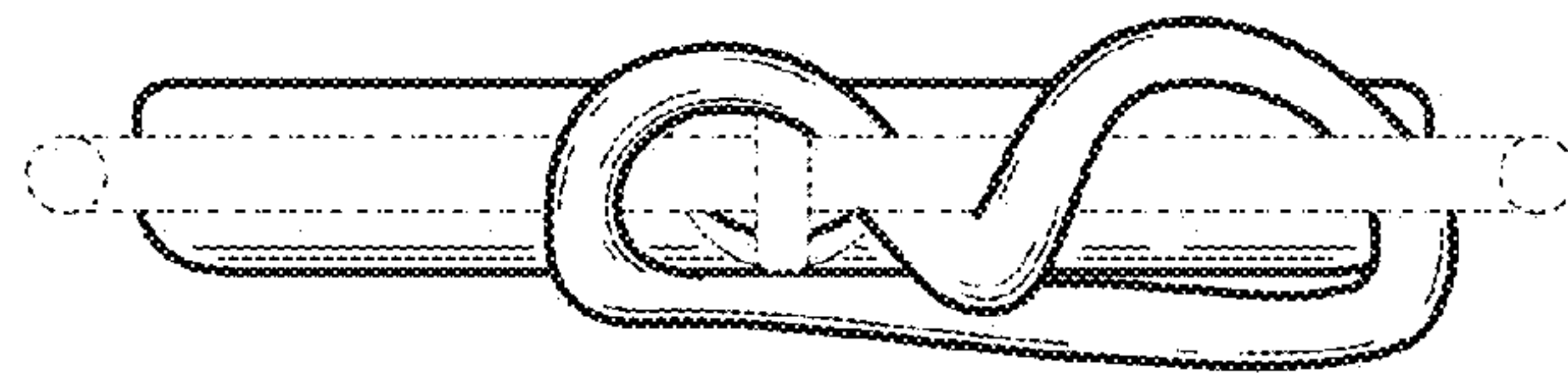


FIG. 2

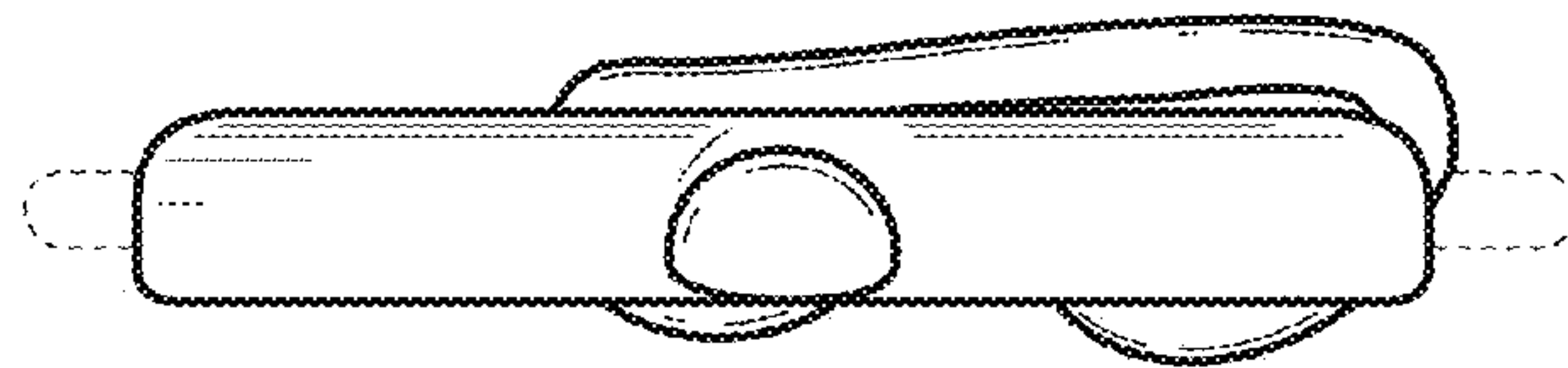


FIG. 3

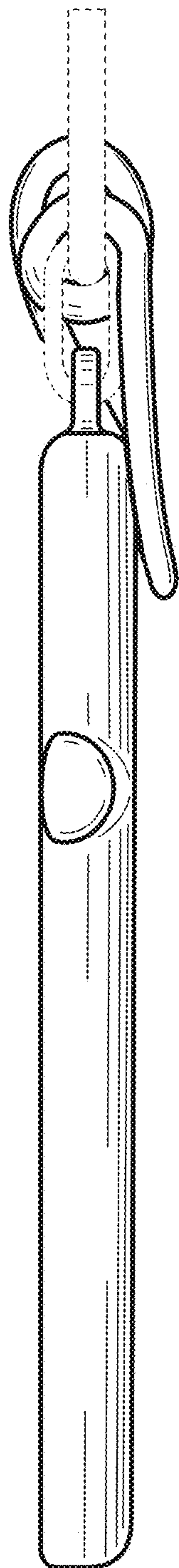


FIG. 4

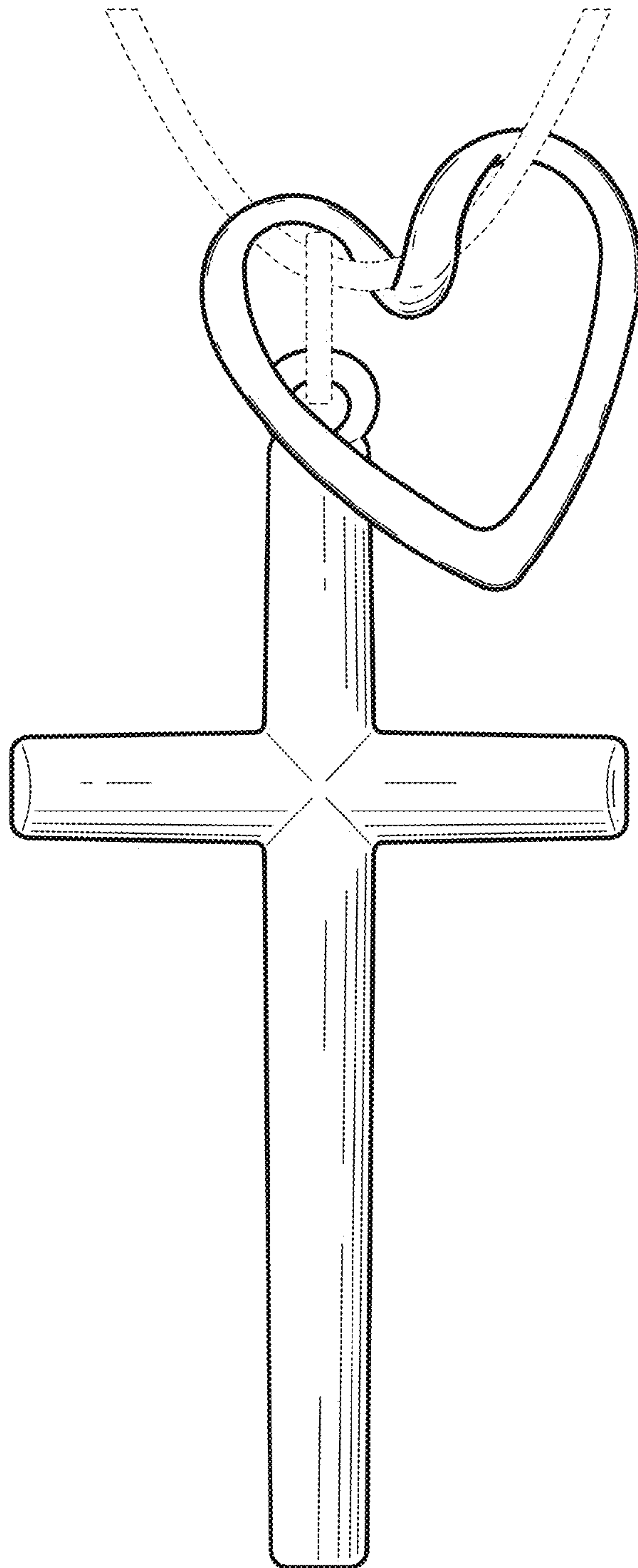


FIG. 5

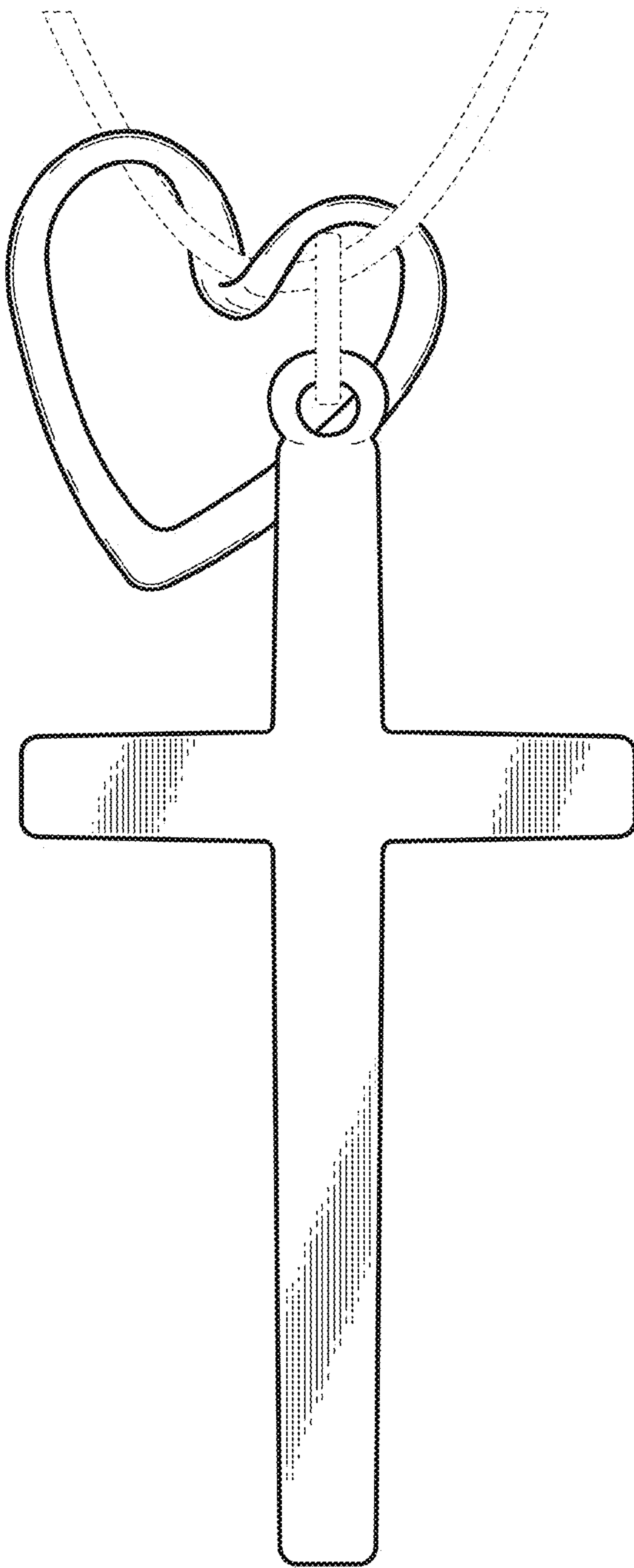


FIG. 6

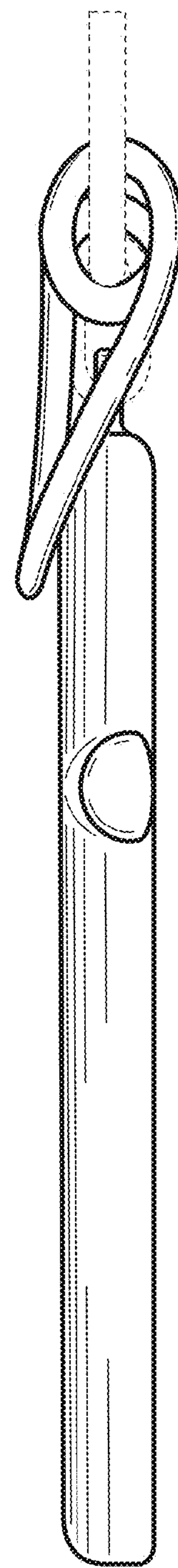


FIG. 7