

US00D685281S

(12) **United States Design Patent**
Hamel

(10) **Patent No.:** **US D685,281 S**

(45) **Date of Patent:** **** Jul. 2, 2013**

(54) **WATCH DIAL**

(75) **Inventor:** **Anaïs Hamel**, La Chaux-de-Fonds (CH)

(73) **Assignee:** **Montblanc-Simplo GmbH**, Hamburg (DE)

(**) **Term:** **14 Years**

(21) **Appl. No.:** **29/431,586**

(22) **Filed:** **Sep. 10, 2012**

(51) **LOC (9) Cl.** **10-07**

(52) **U.S. Cl.**
USPC **D10/126**

(58) **Field of Classification Search**
USPC D10/122-132, 30-39; 368/223, 228,
368/232, 28

See application file for complete search history.

D579,793 S *	11/2008	Hayek	D10/39
D597,880 S *	8/2009	Behling	D10/126
D599,243 S *	9/2009	Eilinger	D10/126
D615,879 S *	5/2010	Monachon	D10/32
D620,382 S *	7/2010	Hegi	D10/126
7,773,462 B2 *	8/2010	Vuilleumier et al.	368/18
D665,690 S *	8/2012	Bode	D10/126
2011/0222378 A1 *	9/2011	Vuille et al.	368/232

* cited by examiner

Primary Examiner — Lucy Lieberman

(74) *Attorney, Agent, or Firm* — Krieg DeVault LLP;
Clifford W. Browning

(57) **CLAIM**

The ornamental design for a watch dial, as shown and described.

DESCRIPTION

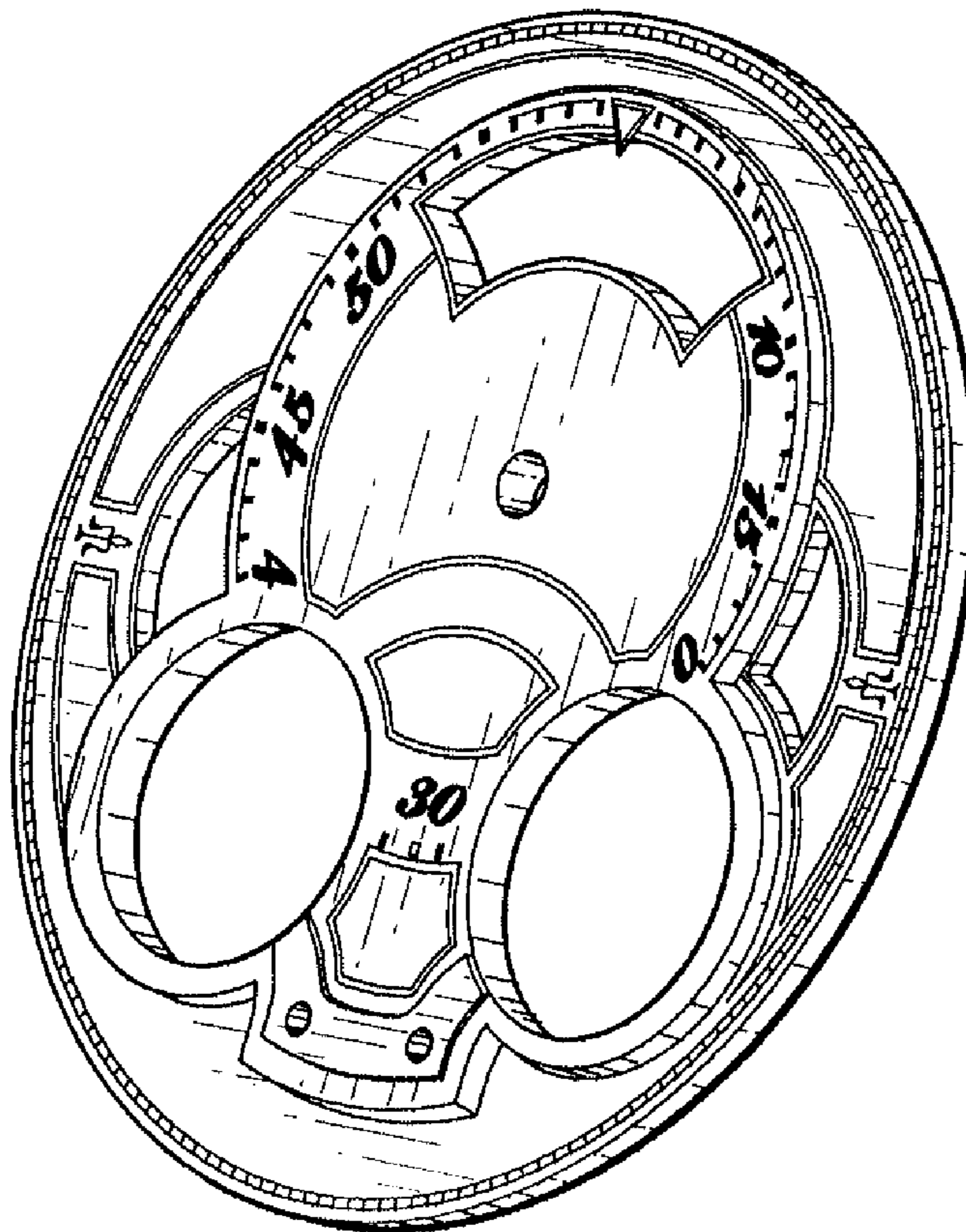
FIG. 1 is a top view of the watch dial of the present invention. FIG. 2 is a bottom view of the watch dial of FIG. 1. FIG. 3 is a front side view of the watch dial of FIG. 1. FIG. 4 is a rear view of the watch dial of FIG. 1. FIG. 5 is a right view of the watch dial of FIG. 1. FIG. 6 is a left view of the watch dial of FIG. 1; and, FIG. 7 is a top, right-side perspective view of the watch dial of FIG. 1.

1 Claim, 1 Drawing Sheet

(56) **References Cited**

U.S. PATENT DOCUMENTS

3,570,239 A *	3/1971	Charles	368/11
5,339,293 A *	8/1994	Kamiyama et al.	368/21
6,275,450 B1 *	8/2001	Makiba	368/80
D508,860 S *	8/2005	Plan	D10/39
D519,852 S *	5/2006	Roden	D10/31
D548,625 S *	8/2007	Schoepfer	D10/39
D554,003 S *	10/2007	Journe	D10/31
D578,412 S *	10/2008	Belamich	D10/39






Fig. 1

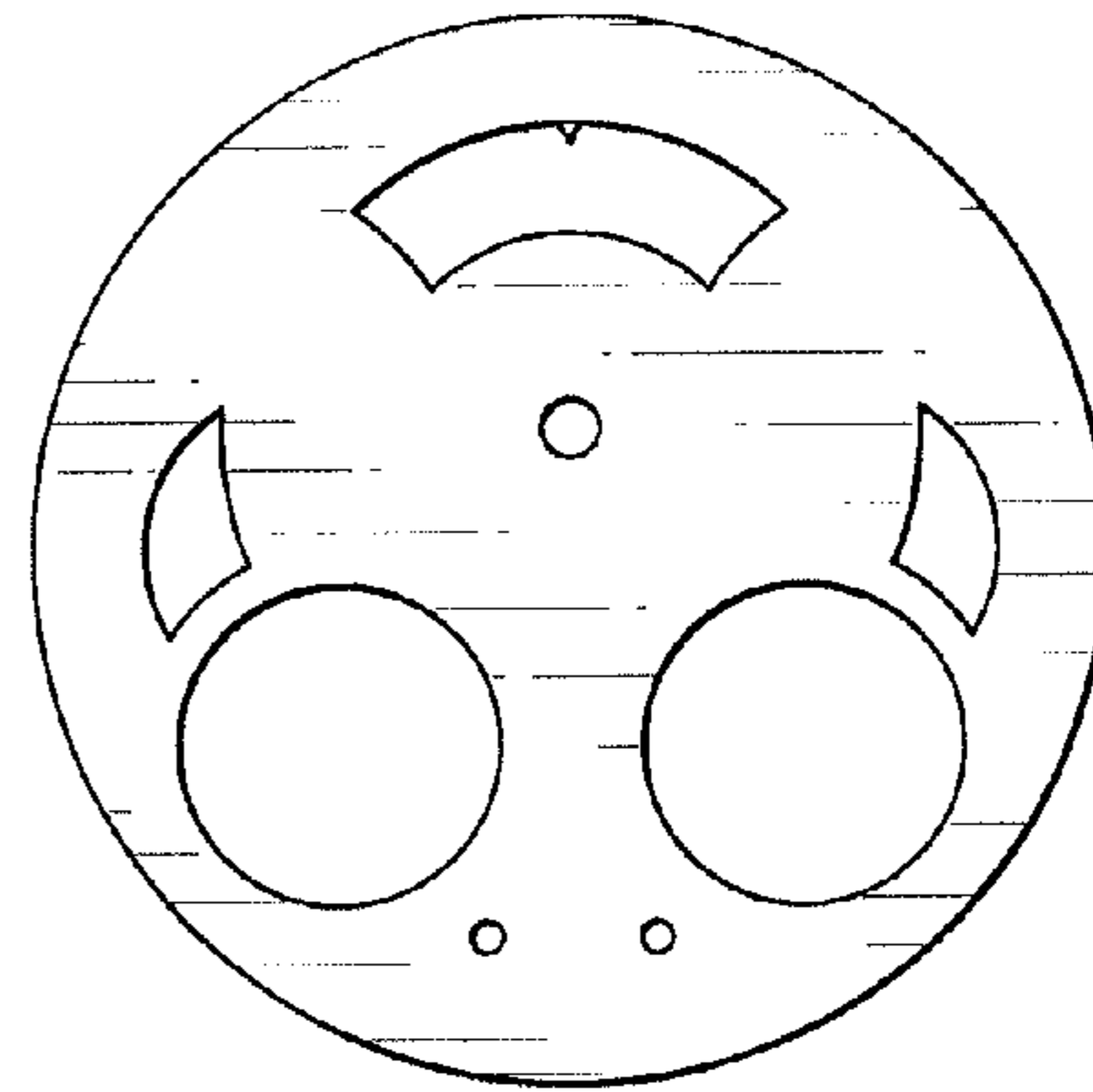


Fig. 2




Fig. 3




Fig. 4

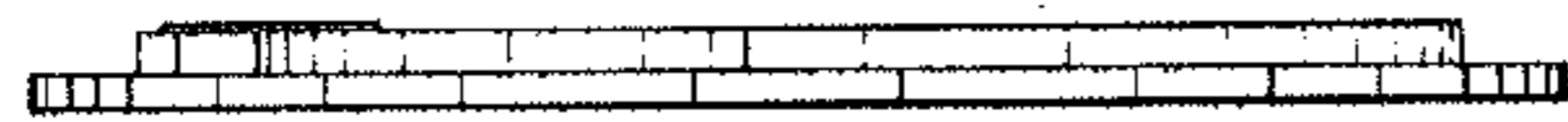


Fig. 5




Fig. 6

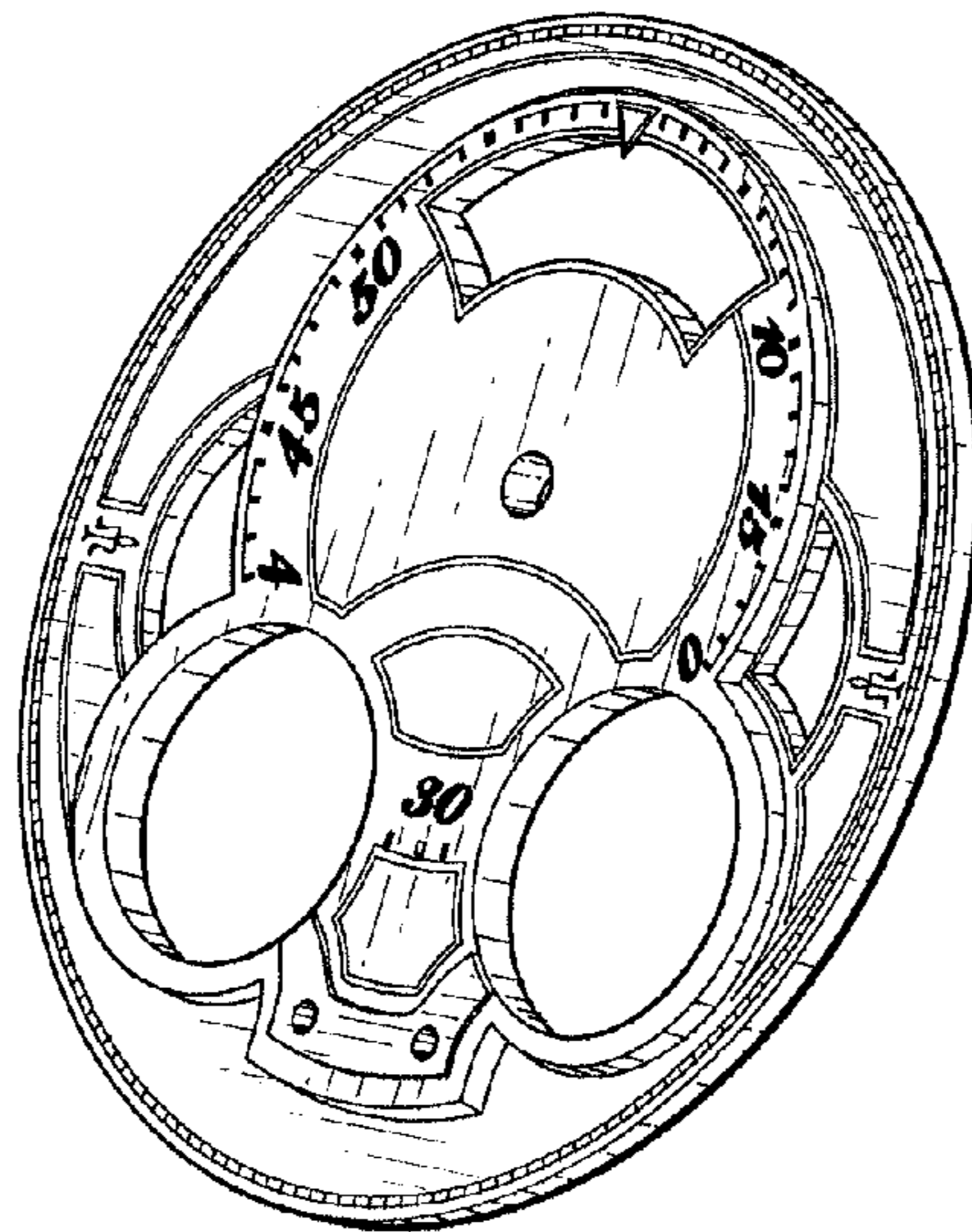


Fig. 7