



US00D685270S

(12) **United States Design Patent**
Macías Mejía et al.

(10) **Patent No.:** **US D685,270 S**
(45) **Date of Patent:** **** Jul. 2, 2013**

(54) **CONTAINER**

(75) Inventors: **Claudia Daniela Macías Mejía**,
Guanajuato (MX); **Luis Rodolfo**
Arévalo Pliego, Queretaro (MX); **José**
Antonio Bivián Balanzario, Queretaro
(MX)

(73) Assignee: **Colgate-Palmolive Company**, New
York, NY (US)

(**) Term: **14 Years**

(21) Appl. No.: **29/417,480**

(22) Filed: **Apr. 4, 2012**

(51) **LOC (9) Cl.** **09-01**

(52) **U.S. Cl.**
USPC **D9/529; D9/542; D9/574; D9/449**

(58) **Field of Classification Search**
USPC **D9/516, 529-530, 541-543, 558,**
D9/574-575, 447, 449; 215/379, 381-382,
215/384; 220/660, 662, 669
See application file for complete search history.

(56) **References Cited**

U.S. PATENT DOCUMENTS

D38,385 S *	12/1906	Kohn	D9/542
D48,140 S	11/1915	Wolfson		
D195,368 S *	6/1963	Koenigsberg	D9/542
5,542,585 A *	8/1996	Peters et al.	222/531
D382,811 S *	8/1997	Kotyuk et al.	D9/542
D456,717 S *	5/2002	Roher	D9/574 X
D457,069 S *	5/2002	Palaia	D9/542
D459,659 S	7/2002	Chung		
D474,399 S *	5/2003	Cummings	D9/729
D476,577 S *	7/2003	McMahon et al.	D9/575 X
D482,624 S *	11/2003	Hadkte et al.	D9/542
D486,741 S *	2/2004	Houghton	D9/542
D486,742 S *	2/2004	Houghton	D9/574 X

D488,382 S *	4/2004	Calello	D9/529 X
D495,604 S	9/2004	Lund et al.		
D497,108 S	10/2004	Lund et al.		
D506,140 S *	6/2005	Maus	D9/542
D522,372 S *	6/2006	Wang et al.	D9/542
D541,661 S	5/2007	Wang et al.		
D543,115 S *	5/2007	Flurer et al.	D9/447 X
D545,195 S *	6/2007	Costello et al.	D9/516
D546,189 S *	7/2007	Costello et al.	D9/574 X
D550,092 S	9/2007	Wang et al.		
D565,955 S	4/2008	Bernard et al.		
D576,494 S *	9/2008	Bakic	D9/529
D578,398 S *	10/2008	Kuzma et al.	D9/558 X

(Continued)

FOREIGN PATENT DOCUMENTS

MX	3234	10/1988
MX	3340	12/1988

(Continued)

Primary Examiner — Carol P Rademaker

(74) *Attorney, Agent, or Firm* — Judy W. Chung

(57) **CLAIM**

The ornamental design for a container, as shown and described.

DESCRIPTION

FIG. 1 is a top, front, right side perspective view of a container according to the new design;

FIG. 2 is a front elevational view thereof;

FIG. 3 is a rear elevational view thereof;

FIG. 4 is a left side elevational view thereof;

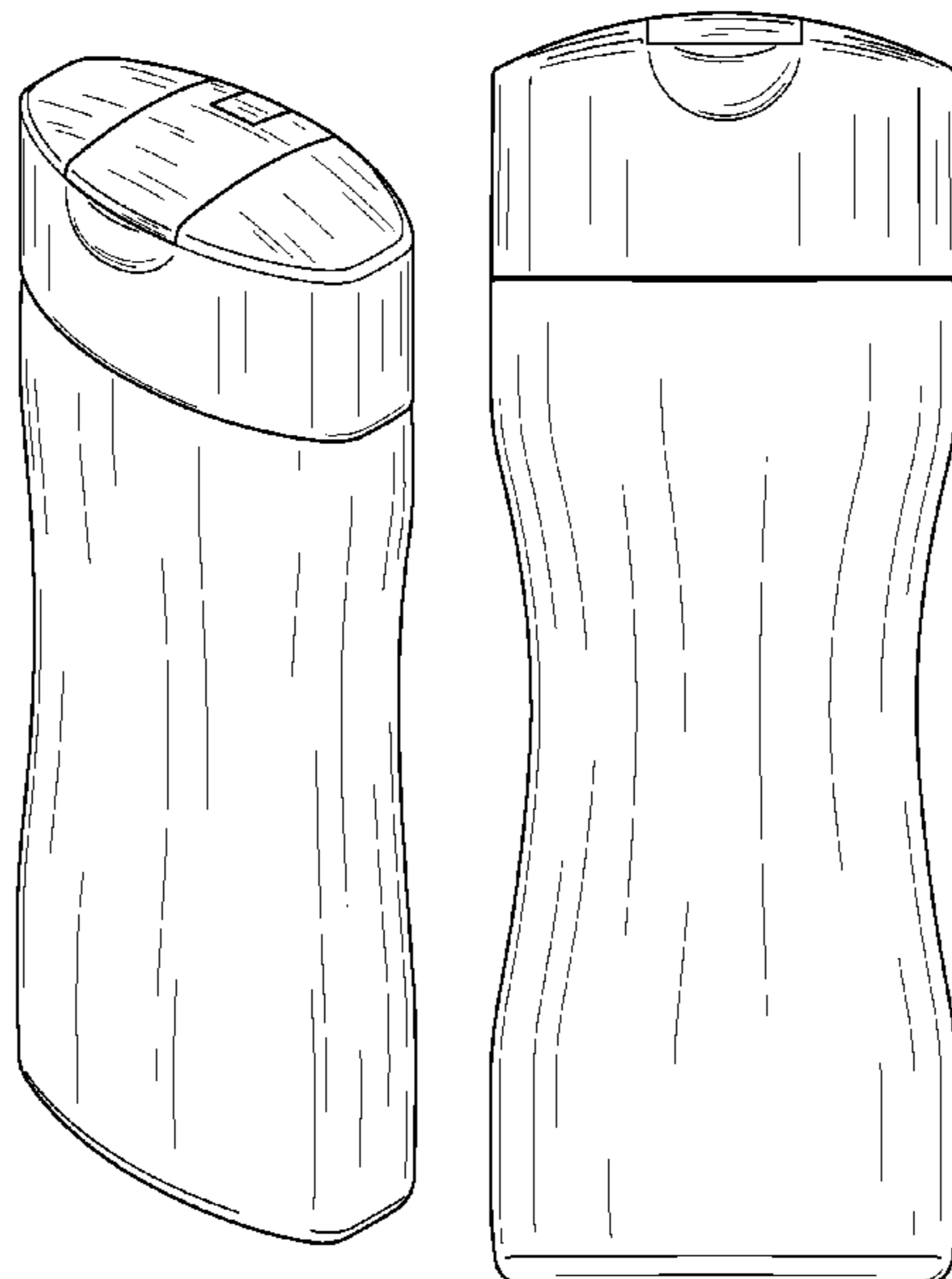
FIG. 5 is a right side elevational view thereof;

FIG. 6 is a top plan view thereof; and,

FIG. 7 is a bottom plan view thereof.

The broken lines shown on the bottom surface in the drawings are included for the purpose of illustrating environmental structure and form no part of the claimed design.

1 Claim, 4 Drawing Sheets



US D685,270 S

Page 2

U.S. PATENT DOCUMENTS					
			MX	5551	10/1992
			MX	5662	11/1992
D585,752	S *	2/2009 Shami	MX	6007	6/1993
D590,264	S *	4/2009 Schwartz et al.	MX	6232	10/1993
D598,781	S *	8/2009 Schwartz et al.	MX	8858	7/1997
D608,210	S *	1/2010 Kuzma et al.	MX	11039	1/2000
D617,202	S	6/2010 Kuzma et al.	MX	15569	9/2003
D632,582	S	2/2011 Kuzma et al.	MX	16546	7/2004
D634,208	S	3/2011 Schlies	MX	16547	7/2004
D635,860	S *	4/2011 Sahu et al.	MX	16786	9/2004
D643,731	S *	8/2011 Booth et al.	MX	17518	12/2004
D652,308	S *	1/2012 Venkataraman et al.	MX	19468	10/2005
D669,788	S	10/2012 MacLean et al.	MX	26797	9/2008
			MX	26798	9/2008
			MX	27184	11/2008
			MX	28315	5/2009
			MX	30719	4/2010
			MX	30988	5/2010
FOREIGN PATENT DOCUMENTS					
MX	3374	1/1989			
MX	4331	11/1991			
MX	4833	1/1992			
MX	5528	10/1992			
MX	5529	10/1992			
MX	5530	10/1992			

* cited by examiner



FIG. 1

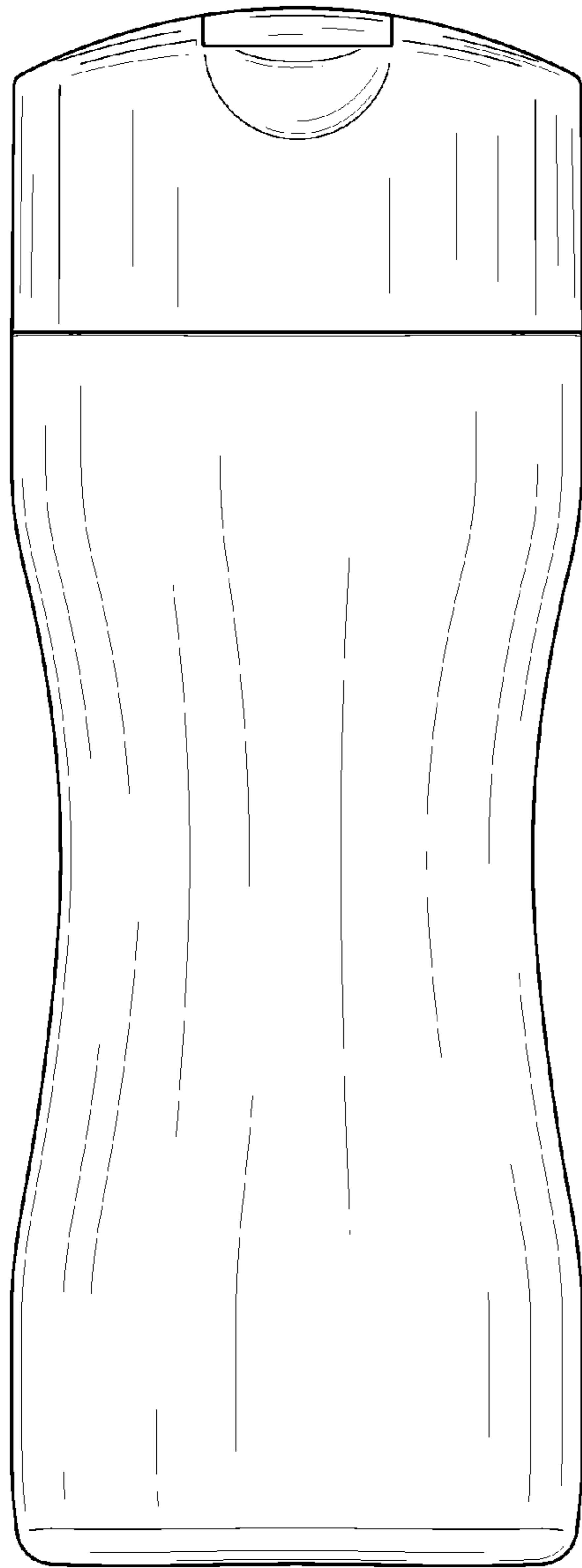


FIG. 2

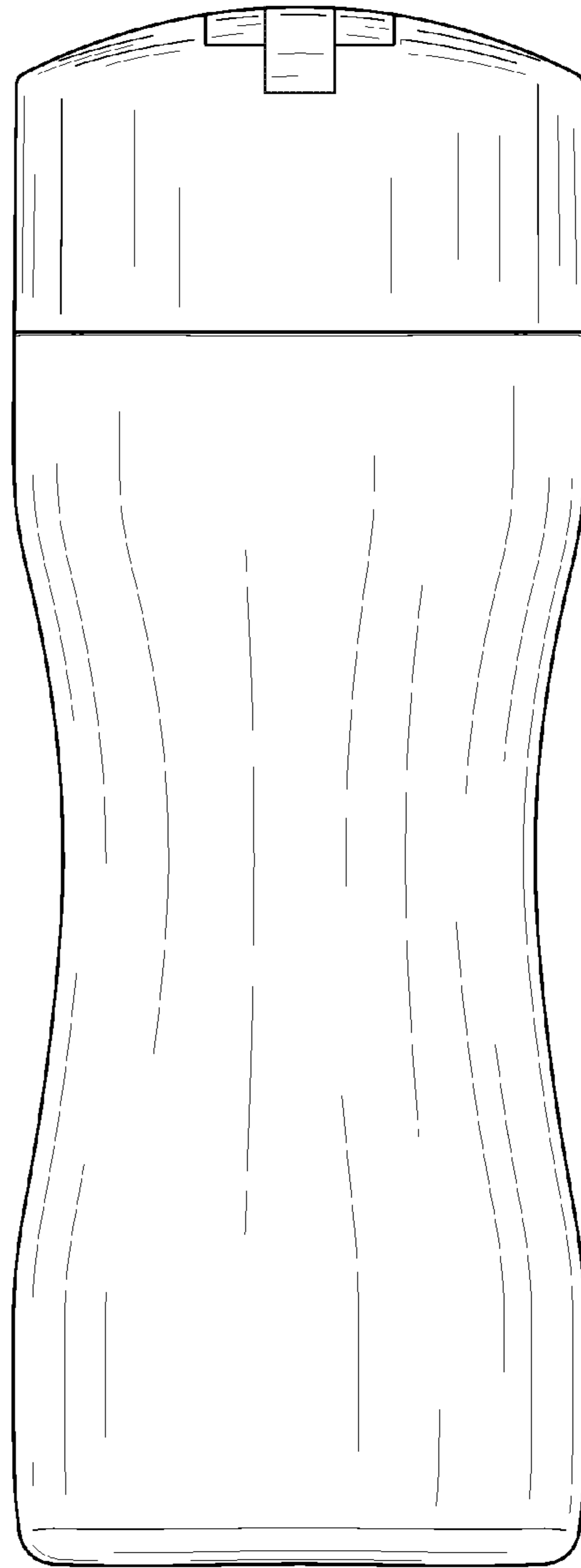


FIG. 3

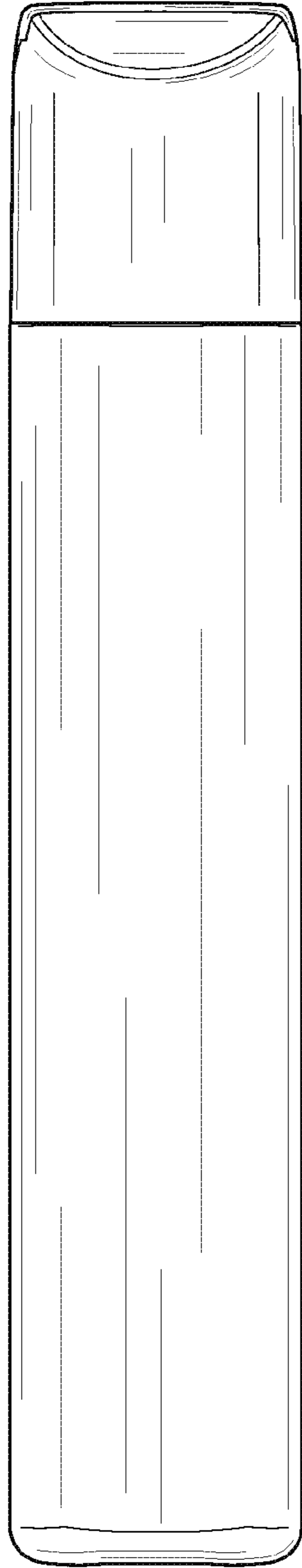


FIG. 4




FIG. 5

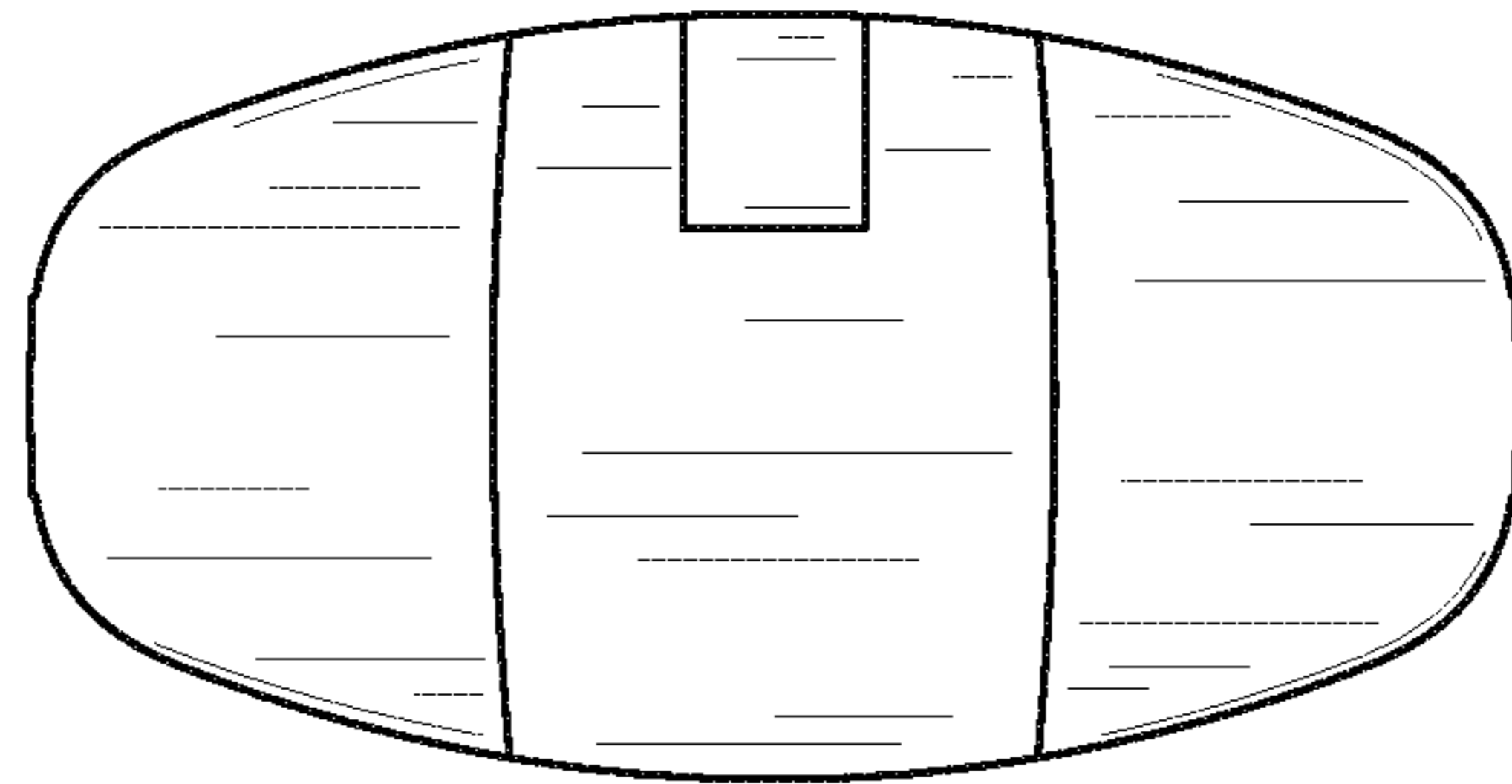


FIG. 6

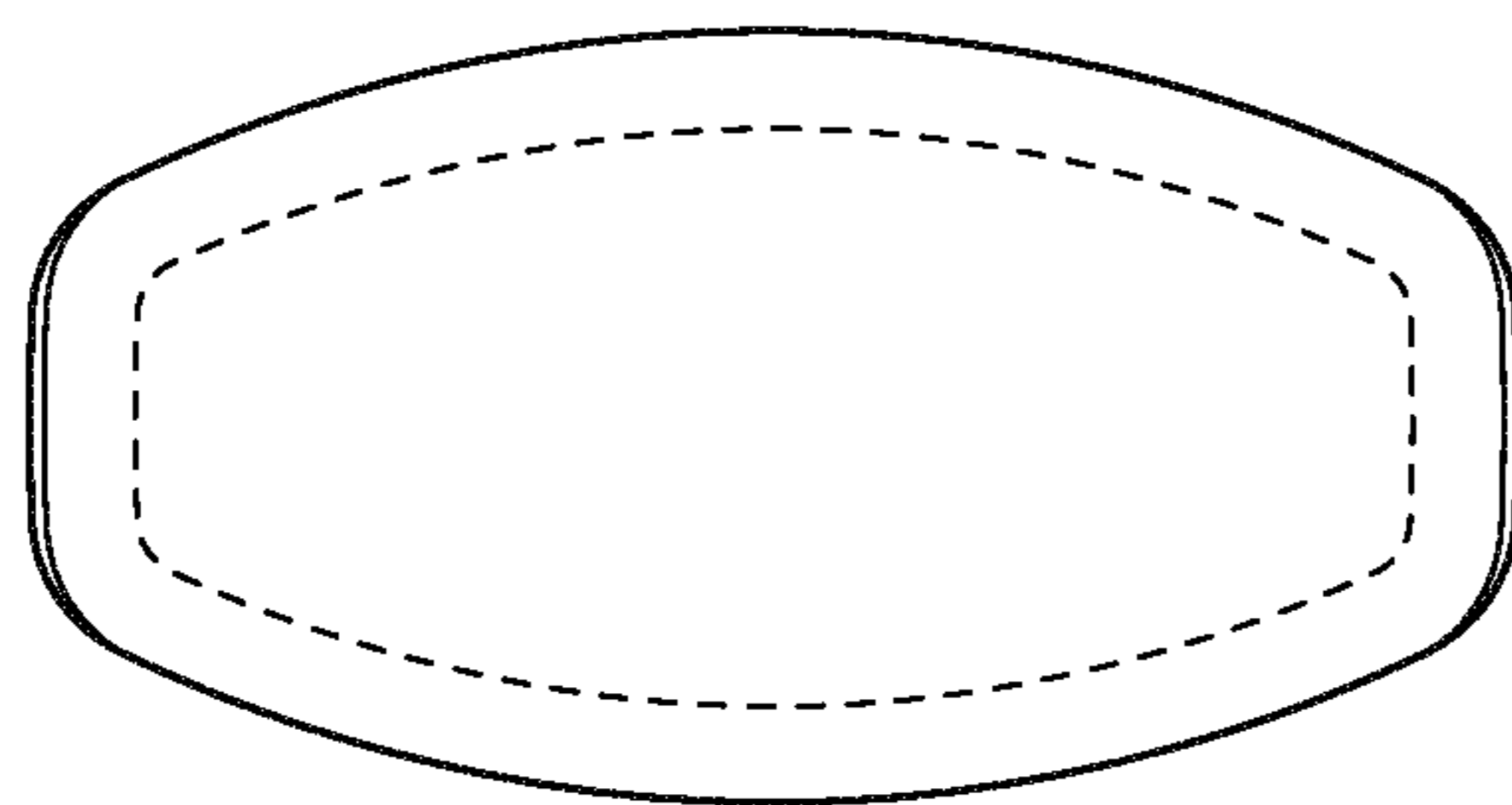


FIG. 7