



US00D685269S

(12) **United States Design Patent**  
**Macías Mejía et al.**

(10) **Patent No.:** **US D685,269 S**  
(45) **Date of Patent:** **\*\* Jul. 2, 2013**

(54) **CONTAINER**

(75) Inventors: **Claudia Daniela Macías Mejía**,  
Guanajuato (MX); **Luis Rudolfo**  
**Arévalo Pliego**, Queretaro (MX); **José**  
**Antonio Bivián Balanzario**, Queretaro  
(MX)

(73) Assignee: **Colgate-Palmolive Company**, New  
York, NY (US)

(\*\*) Term: **14 Years**

(21) Appl. No.: **29/417,472**

(22) Filed: **Apr. 4, 2012**

(51) **LOC (9) Cl.** ..... **09-01**

(52) **U.S. Cl.**  
USPC ..... **D9/529; D9/542; D9/574; D9/449**

(58) **Field of Classification Search**  
USPC ..... **D9/516, 529-530, 541-543, 558,**  
**D9/574-575, 447, 449; 215/379, 381-382,**  
**215/384; 220/660, 662, 669**  
See application file for complete search history.

(56) **References Cited**

**U.S. PATENT DOCUMENTS**

D38,385 S	12/1906	Kohn	
D48,140 S *	11/1915	Wolfson	D9/542
D195,368 S *	6/1963	Koenigsberg	D9/542
5,542,585 A *	8/1996	Peters et al.	222/531
D382,811 S *	8/1997	Kotyuk et al.	D9/542
D456,717 S	5/2002	Roher	
D457,069 S *	5/2002	Palaia	D9/542
D459,659 S *	7/2002	Chung	D9/529
D476,577 S	7/2003	McMahon et al.	
D482,624 S	11/2003	Hadkte et al.	
D486,741 S *	2/2004	Houghton	D9/574 X
D486,742 S *	2/2004	Houghton	D9/574 X
D492,202 S *	6/2004	Crawford	D9/542

D495,604 S *	9/2004	Lund et al.	D9/542
D497,108 S *	10/2004	Lund et al.	D9/542
D506,140 S	6/2005	Maus	
D522,372 S	6/2006	Wang et al.	
D541,661 S *	5/2007	Wang et al.	D9/542
D543,115 S *	5/2007	Flurer et al.	D9/529
D545,195 S	6/2007	Costello et al.	
D546,189 S	7/2007	Costello et al.	
D550,092 S *	9/2007	Wang et al.	D9/542
D565,955 S *	4/2008	Bernard et al.	D9/529 X
D576,494 S *	9/2008	Bakic	D9/529
D578,398 S *	10/2008	Kuzma et al.	D9/539
D585,752 S	2/2009	Shami	

(Continued)

**FOREIGN PATENT DOCUMENTS**

MX	3234	10/1988
MX	3340	12/1988

(Continued)

*Primary Examiner* — Carol P Rademaker

(74) *Attorney, Agent, or Firm* — Judy W. Chung

(57) **CLAIM**

The ornamental design for a container, as shown and described.

**DESCRIPTION**

FIG. 1 is a top, front, right side perspective view of a container according to the new design;

FIG. 2 is a front elevational view thereof;

FIG. 3 is a rear elevational view thereof;

FIG. 4 is a left side elevational view thereof;

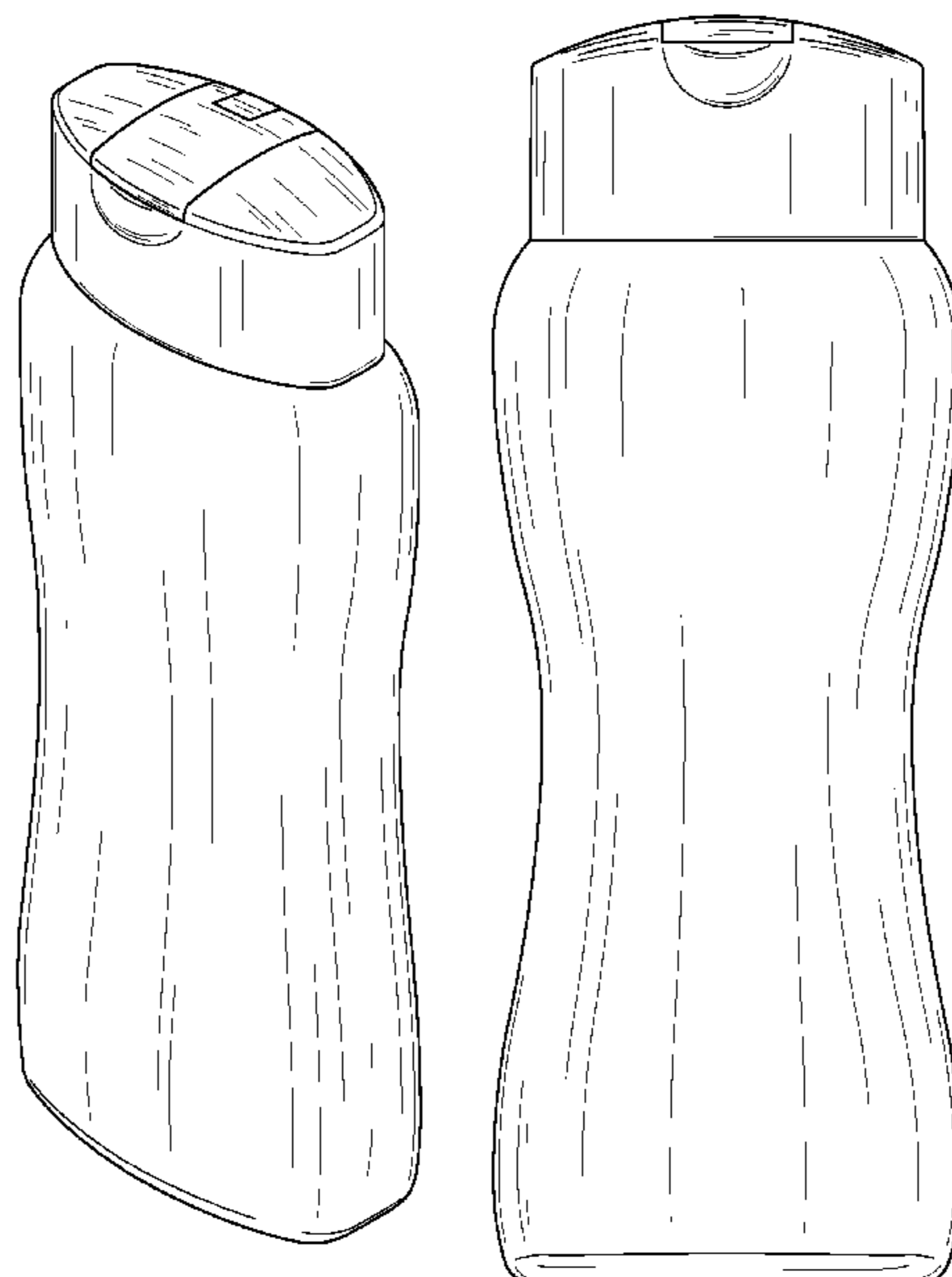
FIG. 5 is a right side elevational view thereof;

FIG. 6 is a top plan view thereof; and,

FIG. 7 is a bottom plan view thereof.

The broken lines shown on the bottom surface in the drawings are included for the purpose of illustrating environmental structure and form no part of the claimed design.

**1 Claim, 4 Drawing Sheets**



# US D685,269 S

Page 2

---

U.S. PATENT DOCUMENTS					
			MX	5551	10/1992
D590,264	S *	4/2009 Schwartz et al. .... D9/529	MX	5662	11/1992
D598,781	S *	8/2009 Schwartz et al. .... D9/558	MX	6007	6/1993
D608,210	S *	1/2010 Kuzma et al. .... D9/542	MX	6232	10/1993
D617,202	S *	6/2010 Kuzma et al. .... D9/574 X	MX	8858	7/1997
D629,303	S *	12/2010 Toh et al. .... D9/542	MX	11039	1/2000
D632,582	S *	2/2011 Kuzma et al. .... D9/530 X	MX	15569	9/2003
D634,208	S *	3/2011 Schlies ..... D9/542	MX	16546	7/2004
D635,860	S *	4/2011 Sahu et al. .... D9/529	MX	16547	7/2004
D643,731	S	8/2011 Booth et al.	MX	16786	9/2004
D652,308	S	1/2012 Venkataraman et al.	MX	17518	12/2004
D669,788	S *	10/2012 MacLean et al. .... D9/542	MX	19468	10/2005
			MX	26797	9/2008
			MX	26798	9/2008
			MX	27184	11/2008
			MX	28315	5/2009
			MX	30719	4/2010
			MX	30988	5/2010
FOREIGN PATENT DOCUMENTS					
MX	3374	1/1989			
MX	4331	11/1991			
MX	4833	1/1992			
MX	5528	10/1992			
MX	5529	10/1992			
MX	5530	10/1992			

\* cited by examiner



FIG. 1



FIG. 2



FIG. 3




FIG. 4




FIG. 5

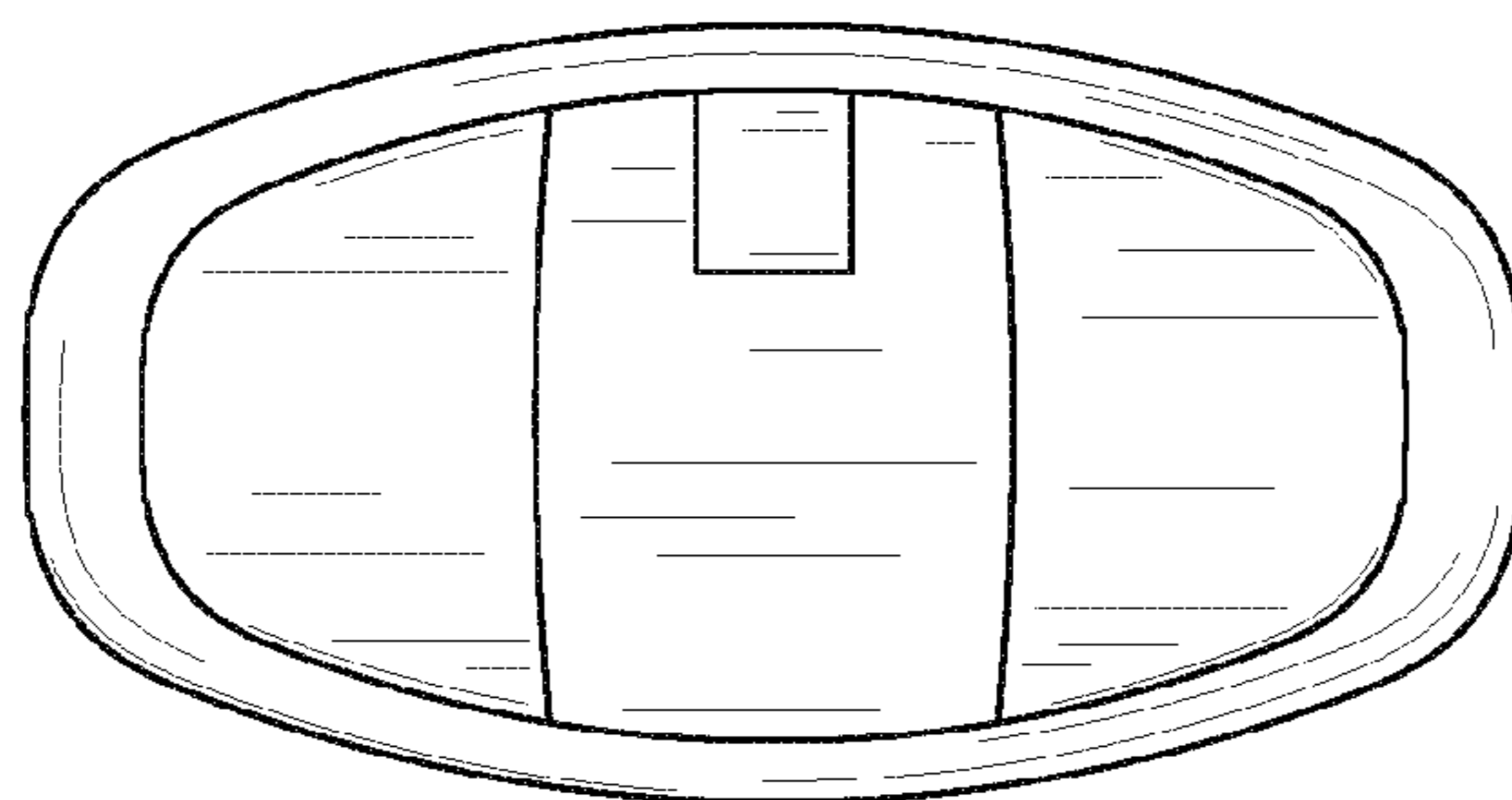


FIG. 6

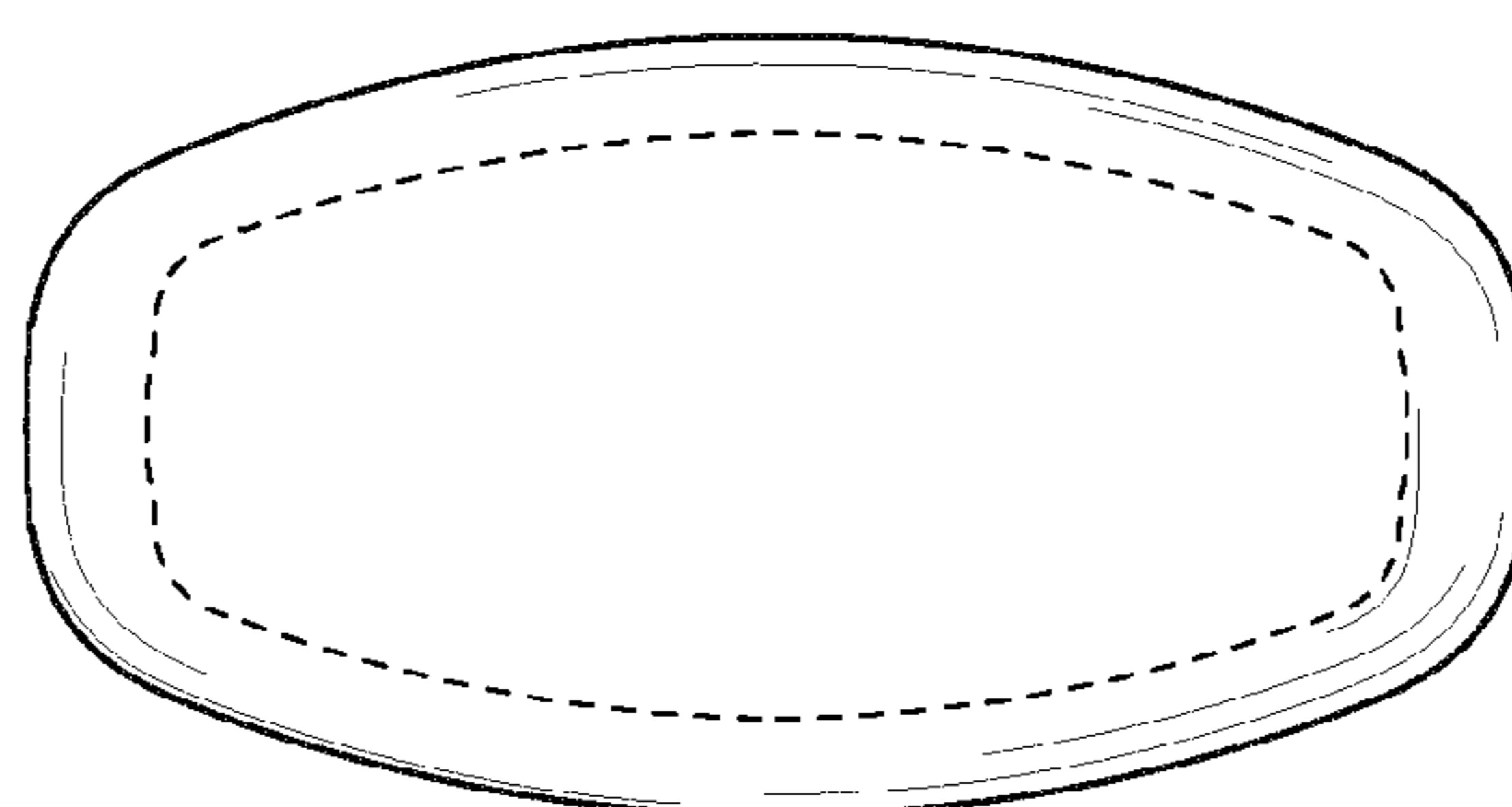


FIG. 7