



US00D685262S

(12) **United States Design Patent**
Hunter

(10) **Patent No.:** **US D685,262 S**

(45) **Date of Patent:** **** Jul. 2, 2013**

(54) **CONSUMABLE PRODUCT PACKAGE**

(75) Inventor: **Adam J. Hunter**, Park Ridge, IL (US)

(73) Assignee: **WM. Wrigley Jr. Company**, Chicago, IL (US)

(*) Notice: This patent is subject to a terminal disclaimer.

(**) Term: **14 Years**

(21) Appl. No.: **29/409,772**

(22) Filed: **Dec. 29, 2011**

(51) **LOC (9) Cl.** **09-03**

(52) **U.S. Cl.**
USPC **D9/420**

(58) **Field of Classification Search**
USPC D9/414, 416, 420, 422, 423, 432, D9/433, 499, 337; 206/5, 5.1, 37, 232, 308.1-308.3, 307, 316.1, 372, 387.13, 425, 206/449, 450, 472-476, 493, 494, 527, 734; 229/87.18, 126, 19, 800; 220/890, 100, 123, 220/124, 125; D3/218, 273; D6/407, 626, D6/632; D19/4

See application file for complete search history.

(56) **References Cited**

U.S. PATENT DOCUMENTS

2,197,388	A	4/1940	Towers	
2,754,867	A	7/1956	Langer	
3,295,741	A	1/1967	Meyers	
D454,303	S	3/2002	Sipinen	
6,398,020	B1	6/2002	Smith	
D479,464	S *	9/2003	Kopecky	D9/432
D484,046	S *	12/2003	Kopecky	D9/432
D489,255	S	5/2004	Kratzert et al.	
D493,106	S	7/2004	Bonzagni et al.	
D495,254	S	8/2004	Carlos	

D512,304	S	12/2005	Aldridge	
7,159,717	B2	1/2007	Aldridge et al.	
D540,668	S	4/2007	Aldridge	
D555,511	S	11/2007	Warmka	
D582,268	S *	12/2008	Zanaletti	D9/432
D594,323	S	6/2009	Friedman et al.	
D613,153	S *	4/2010	Russell	D9/423
D613,158	S *	4/2010	Russell et al.	D9/434
D619,454	S	7/2010	Fluegel et al.	
D624,401	S	9/2010	Friedman et al.	
D628,065	S	11/2010	Russell	
D644,100	S	8/2011	Stacy-Ryan	
D644,923	S	9/2011	Belias et al.	
2006/0142720	A1	6/2006	Zander et al.	
2009/0211938	A1	8/2009	Aldridge	
2010/0276479	A1 *	11/2010	Rueda	229/126
2010/0288760	A1 *	11/2010	McGrew et al.	220/23.83
2011/0017632	A1 *	1/2011	Lee et al.	206/525

* cited by examiner

Primary Examiner — Thomas Johannes

(57) **CLAIM**

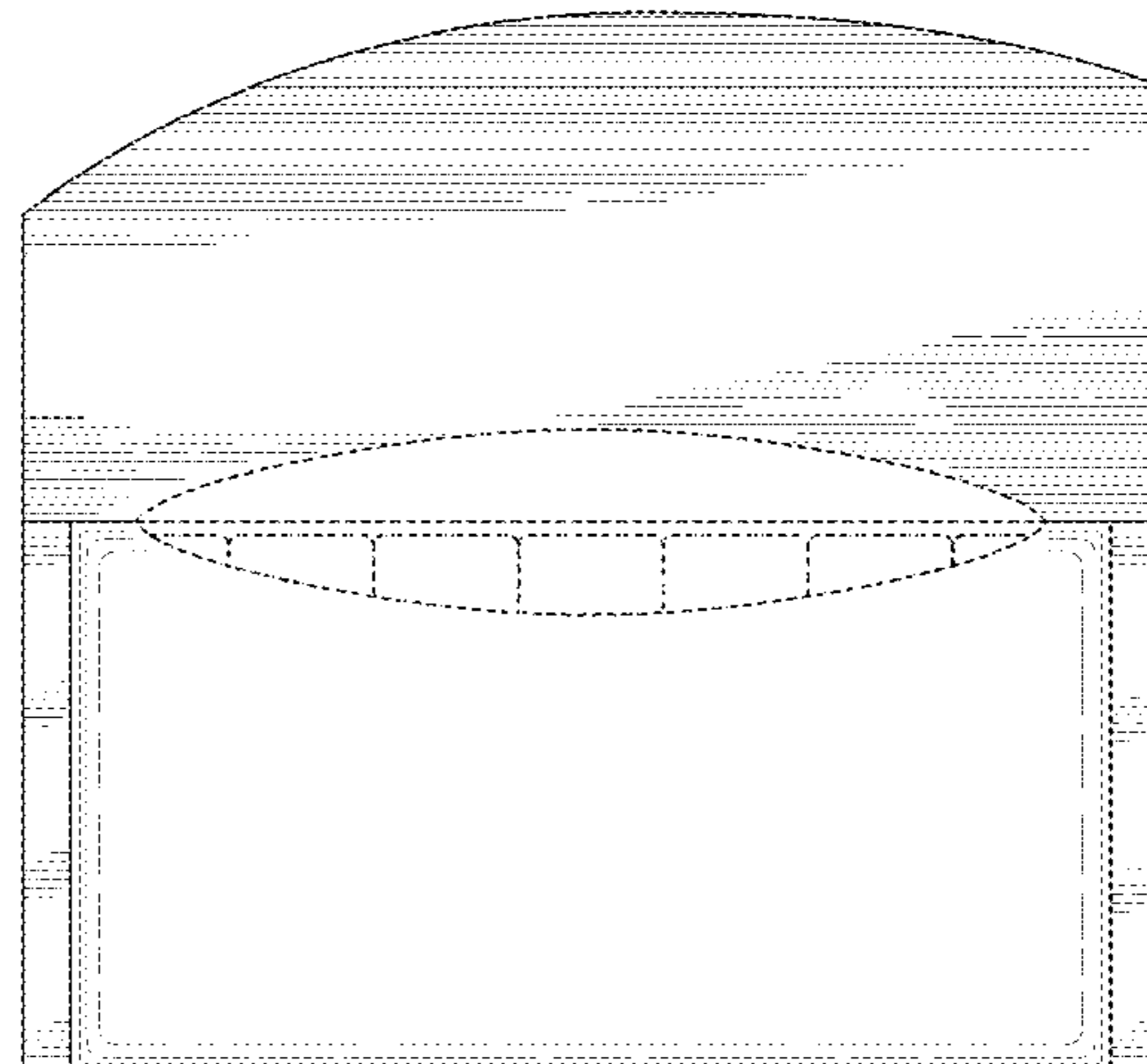
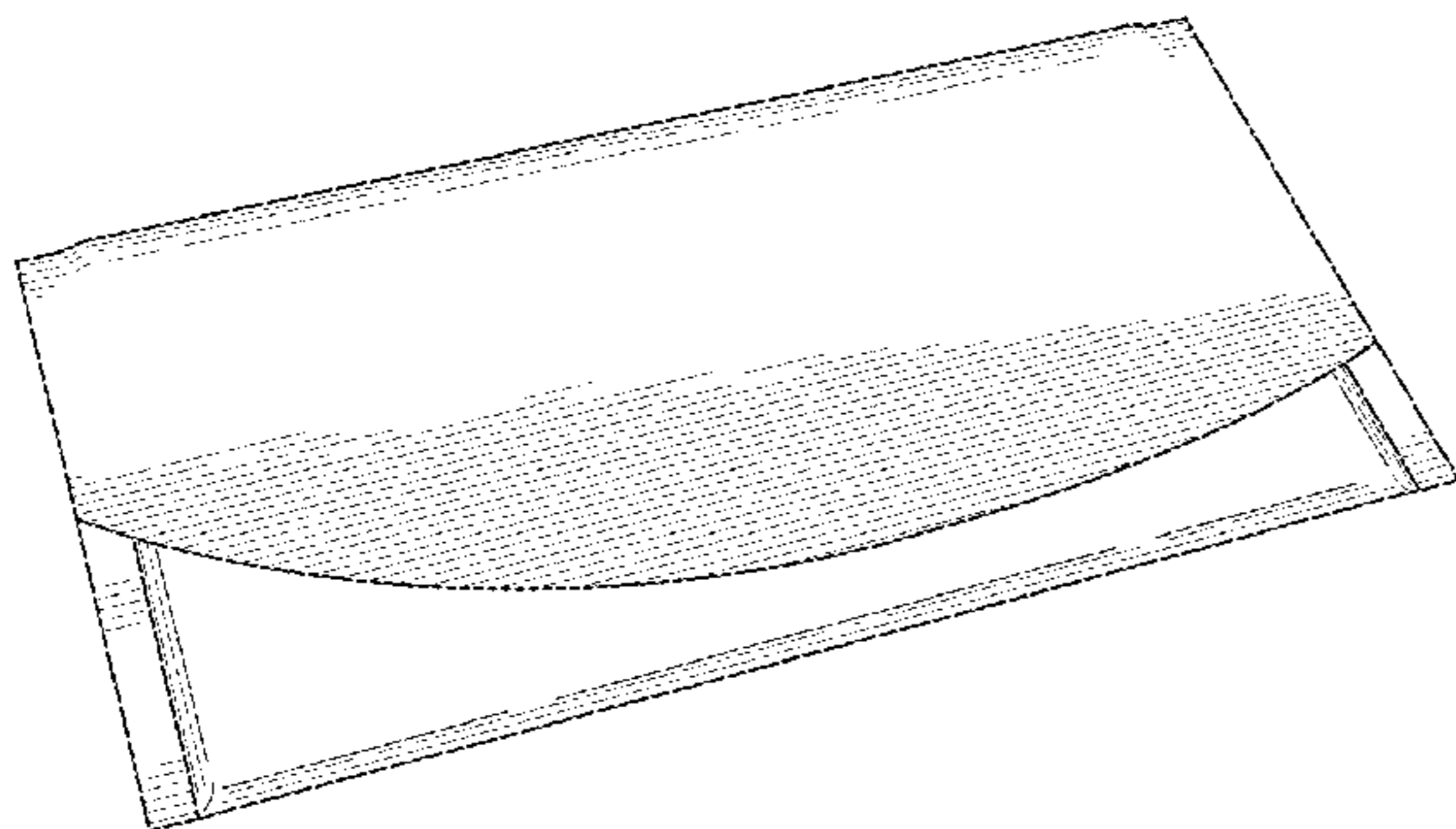
The ornamental design for a consumable product package, as shown and described.

DESCRIPTION

FIG. 1 is a front elevation view of a consumable product package, showing our new design;
FIG. 2 is a rear elevation view thereof;
FIG. 3 is a front, right side perspective view thereof;
FIG. 4 is a front, left side perspective view thereof;
FIG. 5 is a right side elevation view thereof;
FIG. 6 is a top plan view thereof;
FIG. 7 is a bottom plan view thereof; and,
FIG. 8 is a front elevation view thereof, wherein the cover is in an open position.

The purpose of the broken lines shown in the drawings are for environmental structure or boundaries that form no part of the claimed design.

1 Claim, 3 Drawing Sheets



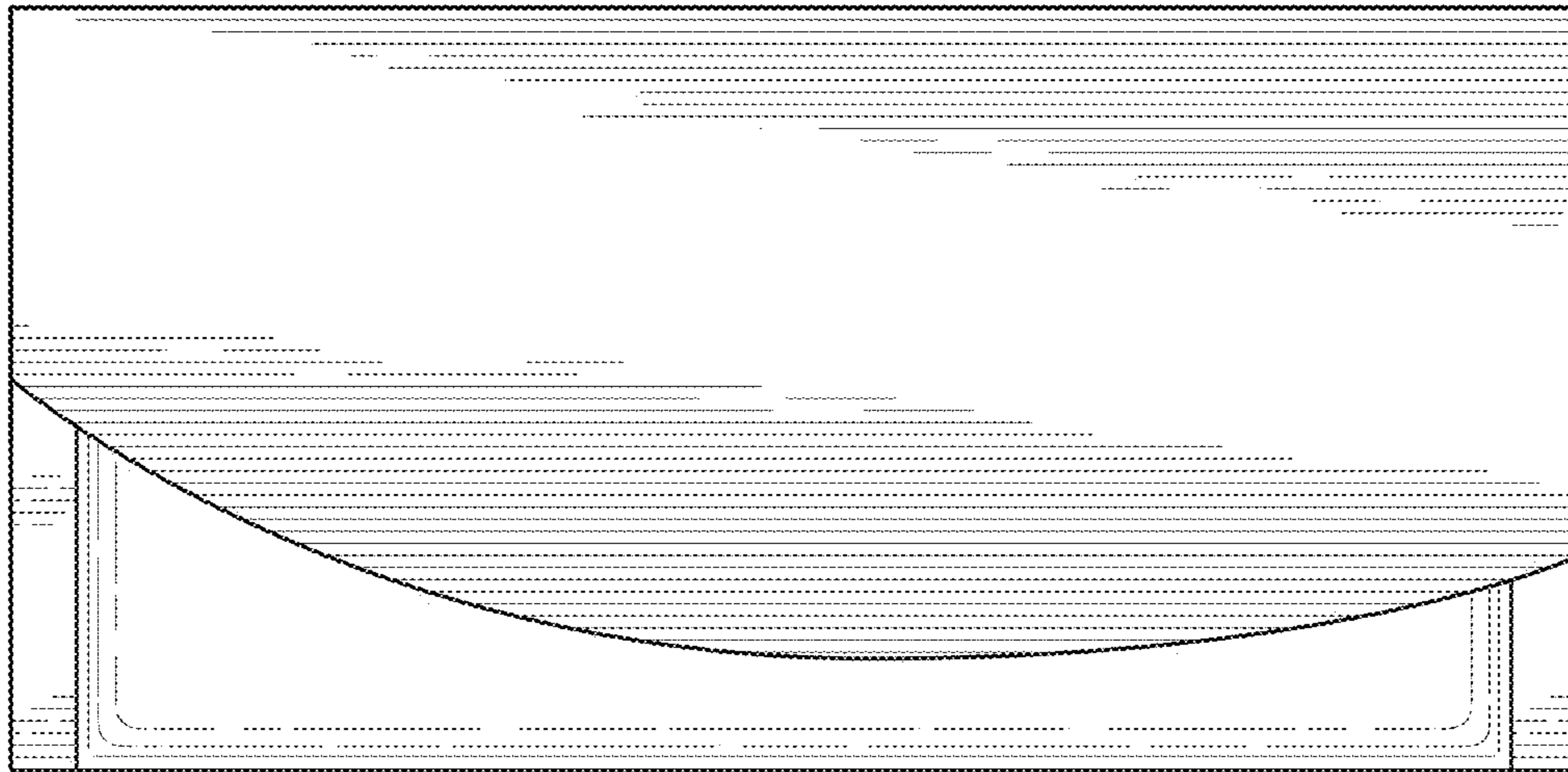


FIG. 1




FIG. 2

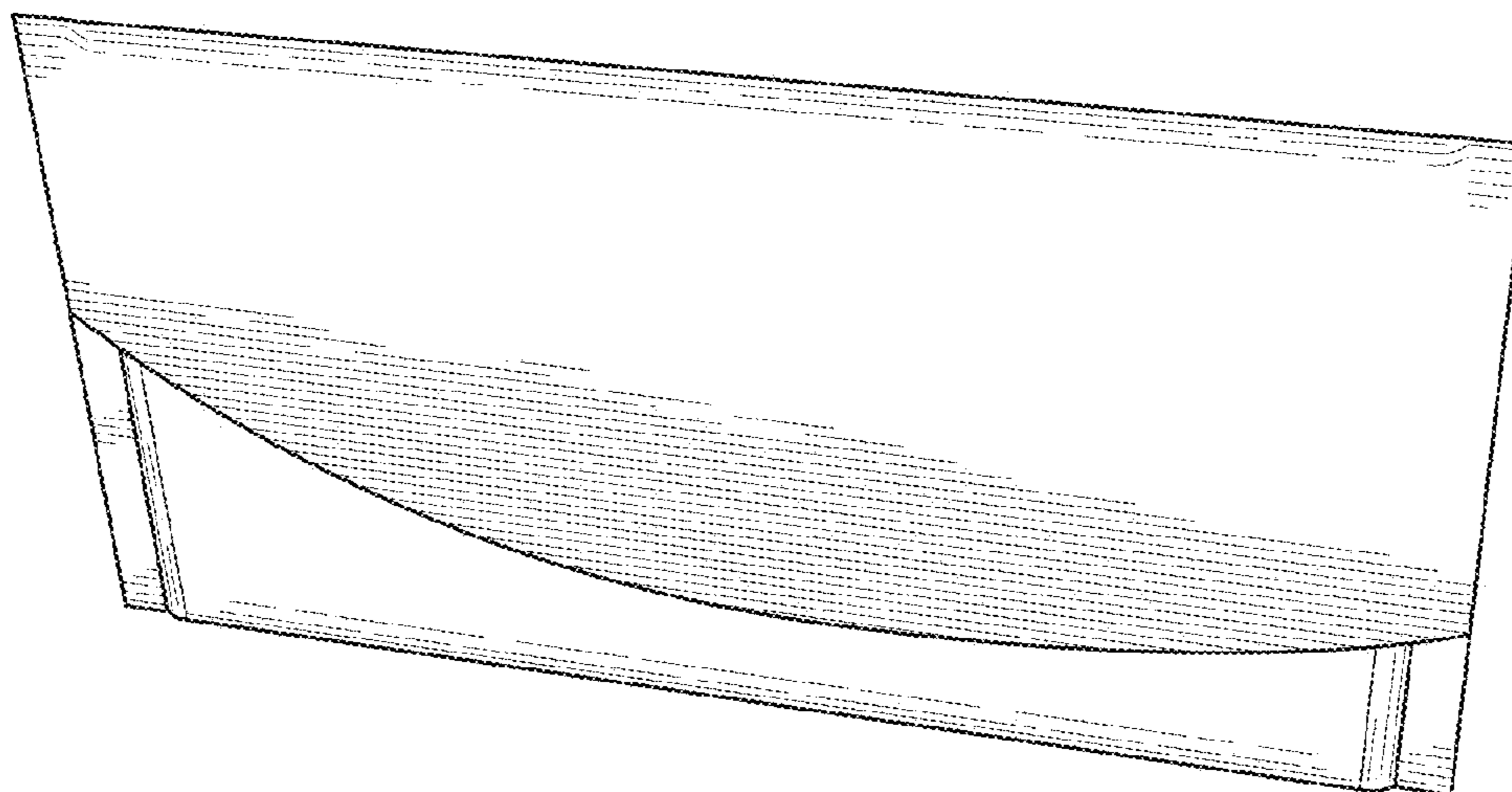


FIG. 3

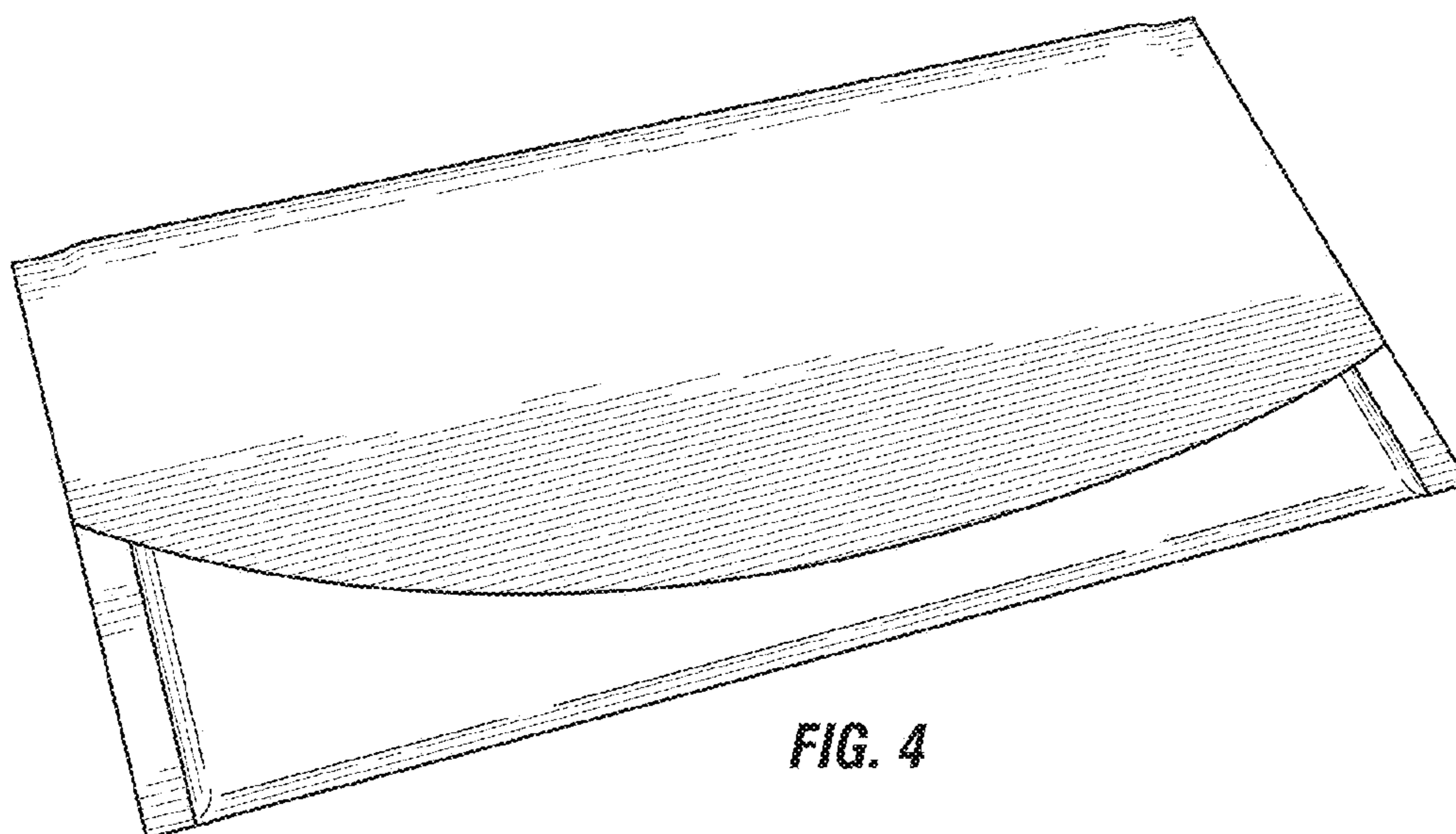


FIG. 4




FIG. 5



FIG. 6




FIG. 7

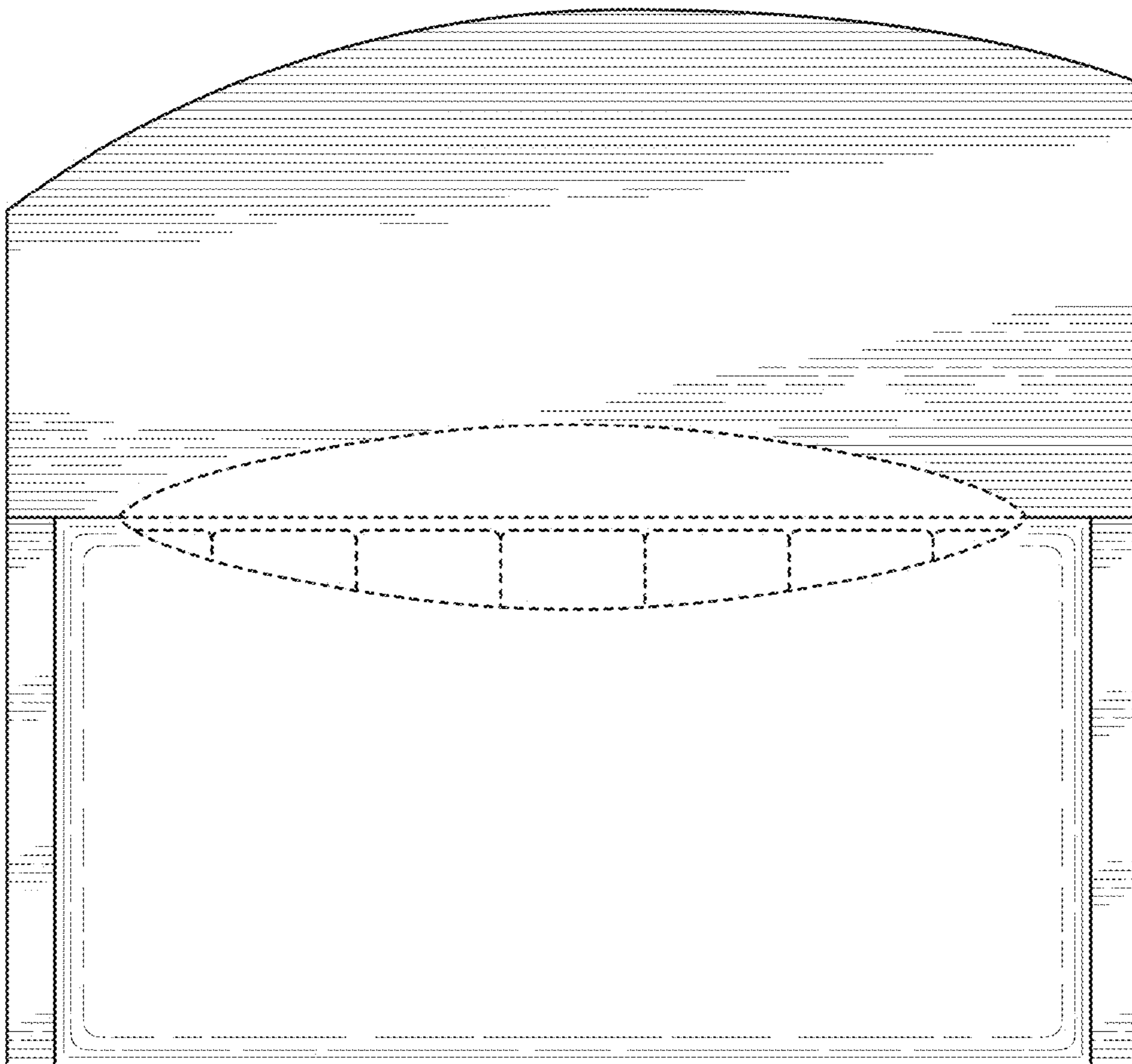


FIG. 8