



US00D685259S

(12) **United States Design Patent**
Beamer et al.

(10) **Patent No.:** **US D685,259 S**
(45) **Date of Patent:** **** Jul. 2, 2013**

(54) **SNOW AND ICE GUARD FOR A ROOF**

(76) Inventors: **Richard W. Beamer**, Yadkinville, NC
(US); **Bradley Shane Hill**, Cana, VA
(US)

(**) Term: **14 Years**

(21) Appl. No.: **29/432,265**

(22) Filed: **Sep. 14, 2012**

(51) **LOC (9) Cl.** **08-99**

(52) **U.S. Cl.**
USPC **D8/499**

(58) **Field of Classification Search**
USPC D8/400-499; D25/199; 52/24-26,
52/545, 533, 98; D23/407, 408; D19/34.1-34.4;
D7/631-634, 672, 675, 699
See application file for complete search history.

(56) **References Cited**

U.S. PATENT DOCUMENTS

| | | | | |
|----------|---|-----------|-----------------|----------|
| 58,411 | A | 10/1866 | Hathorn | |
| 595,295 | A | * 12/1897 | Fox et al. | 52/24 |
| D65,035 | S | * 6/1924 | Scalabrino | D19/34.4 |
| D83,780 | S | * 3/1931 | Von Frankenberg | D19/34.4 |
| D90,490 | S | * 8/1933 | La Delfa | D19/34.4 |
| D93,971 | S | * 12/1934 | Clark | D8/402 |
| D148,802 | S | * 2/1948 | Leitner | D19/34.4 |
| D149,281 | S | * 4/1948 | Leva | D19/34.4 |
| D658,491 | S | * 5/2012 | Raber | D8/499 |

OTHER PUBLICATIONS

Related Design U.S. Appl. No. 29/432,256, filed Sep. 14, 2012.

Related Design U.S. Appl. No. 29/432,260, filed Sep. 14, 2012.
Related Design U.S. Appl. No. 29/432,261, filed Sep. 14, 2012.

* cited by examiner

Primary Examiner — Susan Bennett Hattan
Assistant Examiner — Janice Hallmark
(74) *Attorney, Agent, or Firm* — Olive Law Group, PLLC

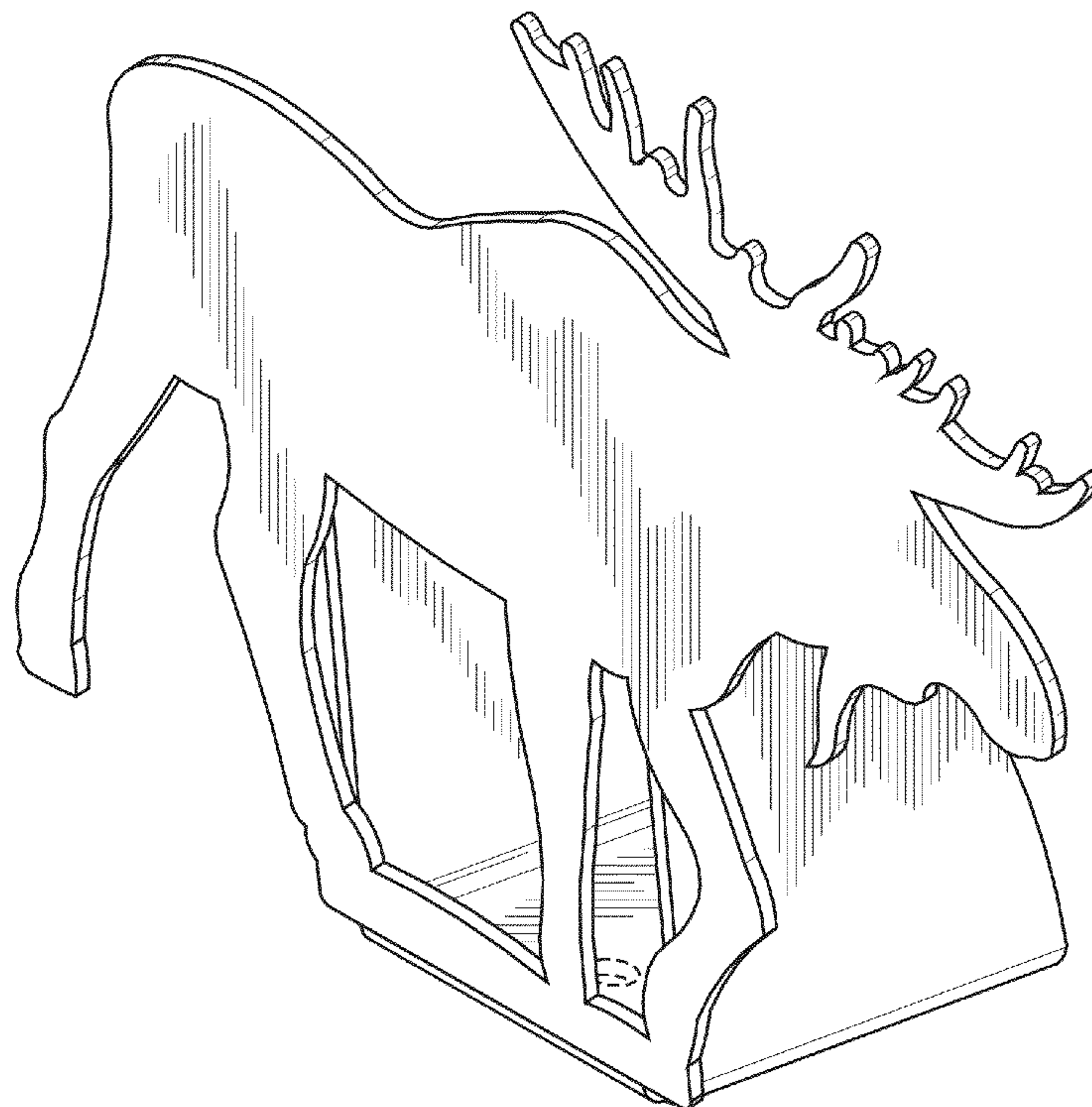
(57) **CLAIM**

We claim the ornamental design for a snow and ice guard for a roof, as shown and described.

DESCRIPTION

FIG. 1 is a perspective view of the snow and ice guard for a roof according to the invention;
FIG. 2 is a front view of the snow and ice guard for a roof according to the invention;
FIG. 3 is a back view of the snow and ice guard for a roof according to the invention;
FIG. 4 is a side view of the snow and ice guard for a roof according to the invention;
FIG. 5 is a side view opposing the side view of FIG. 4 of the snow and ice guard for a roof according to the invention;
FIG. 6 is a top view of the snow and ice guard for a roof according to the invention; and,
FIG. 7 is a bottom view of the snow and ice guard for a roof according to the invention.
The broken lines in the drawings depict environmental subject matter only and form no part of the claimed design.

1 Claim, 7 Drawing Sheets



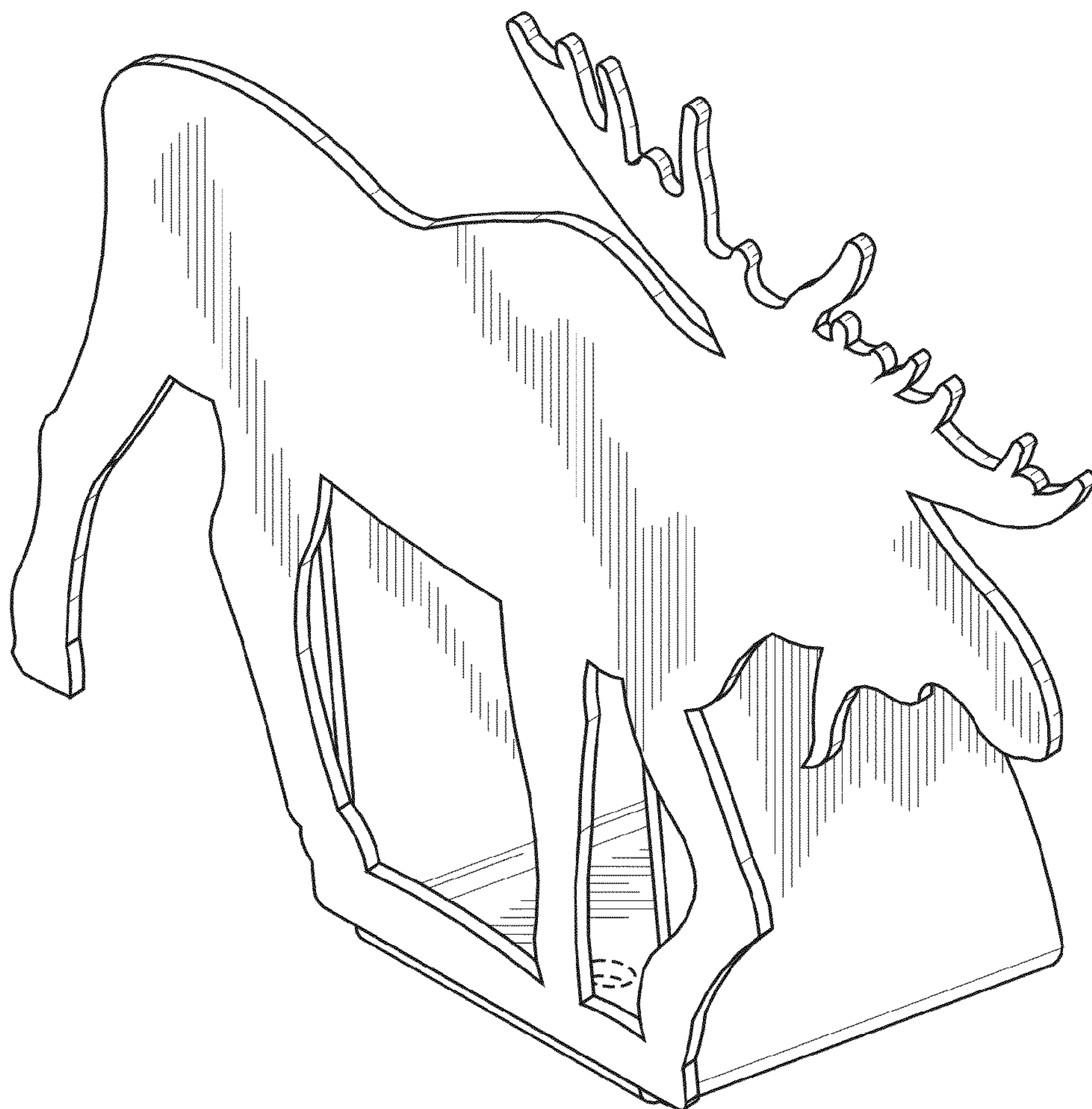


FIG. 1




FIG. 2




FIG. 3

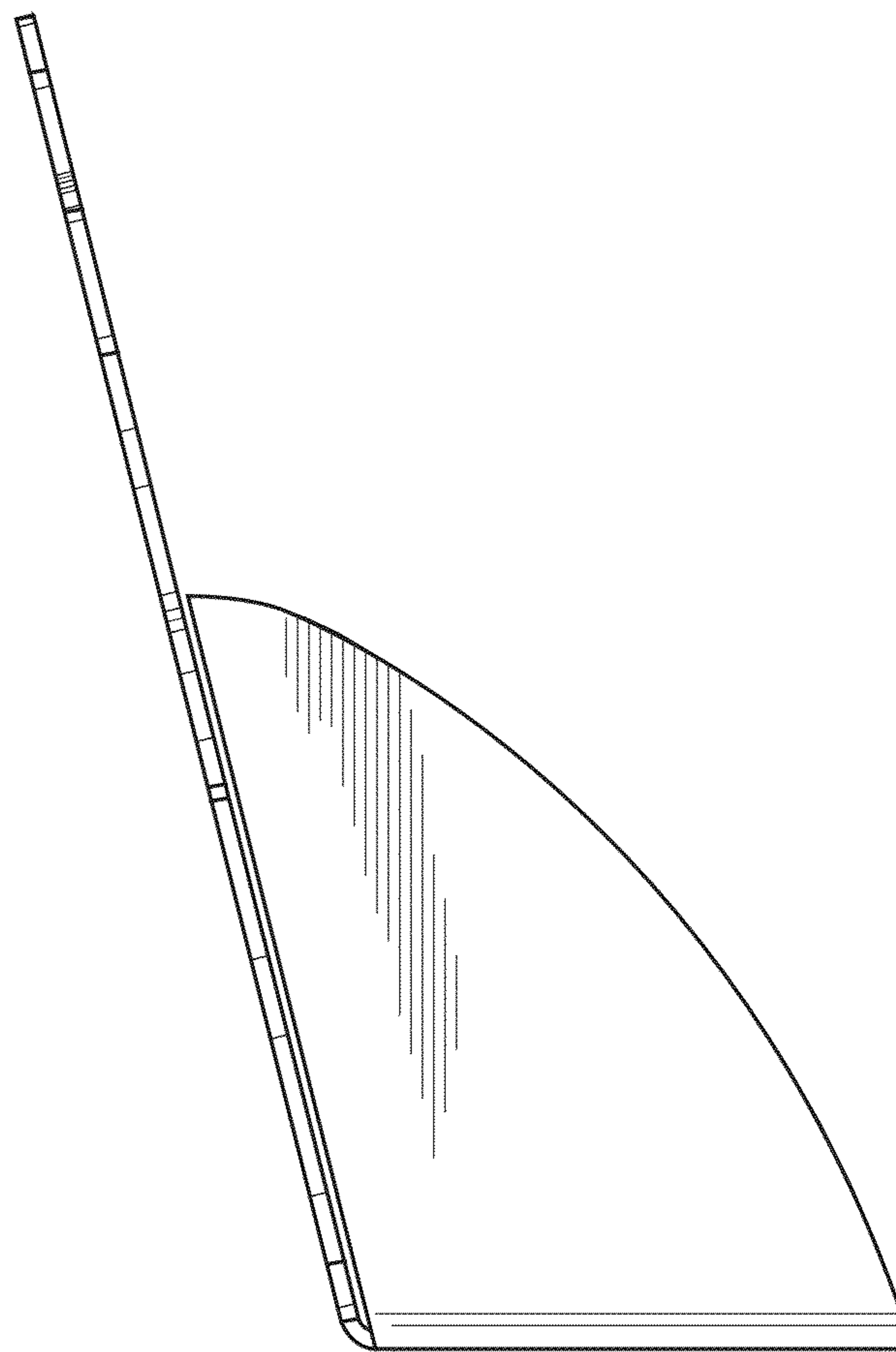


FIG. 4

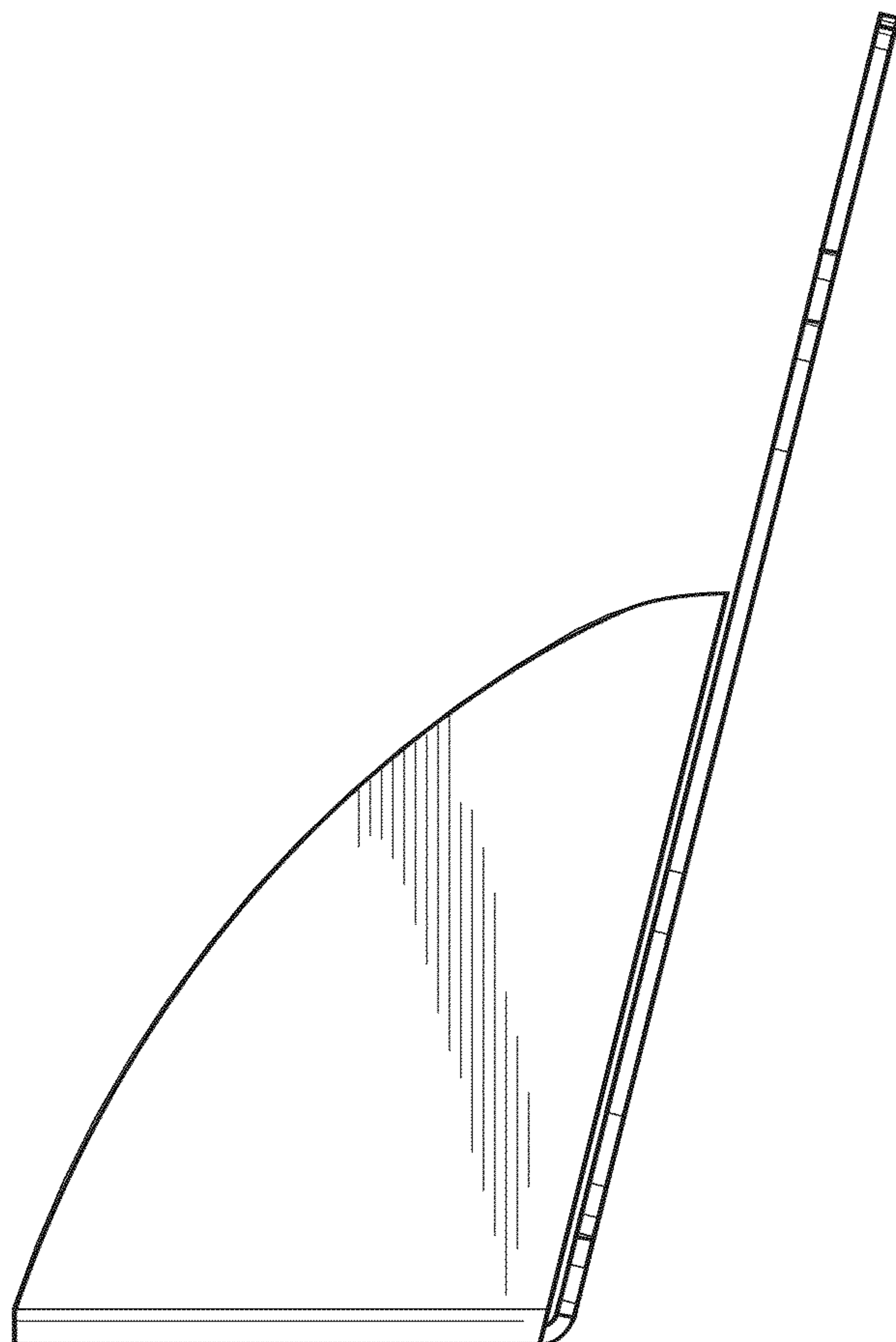


FIG. 5

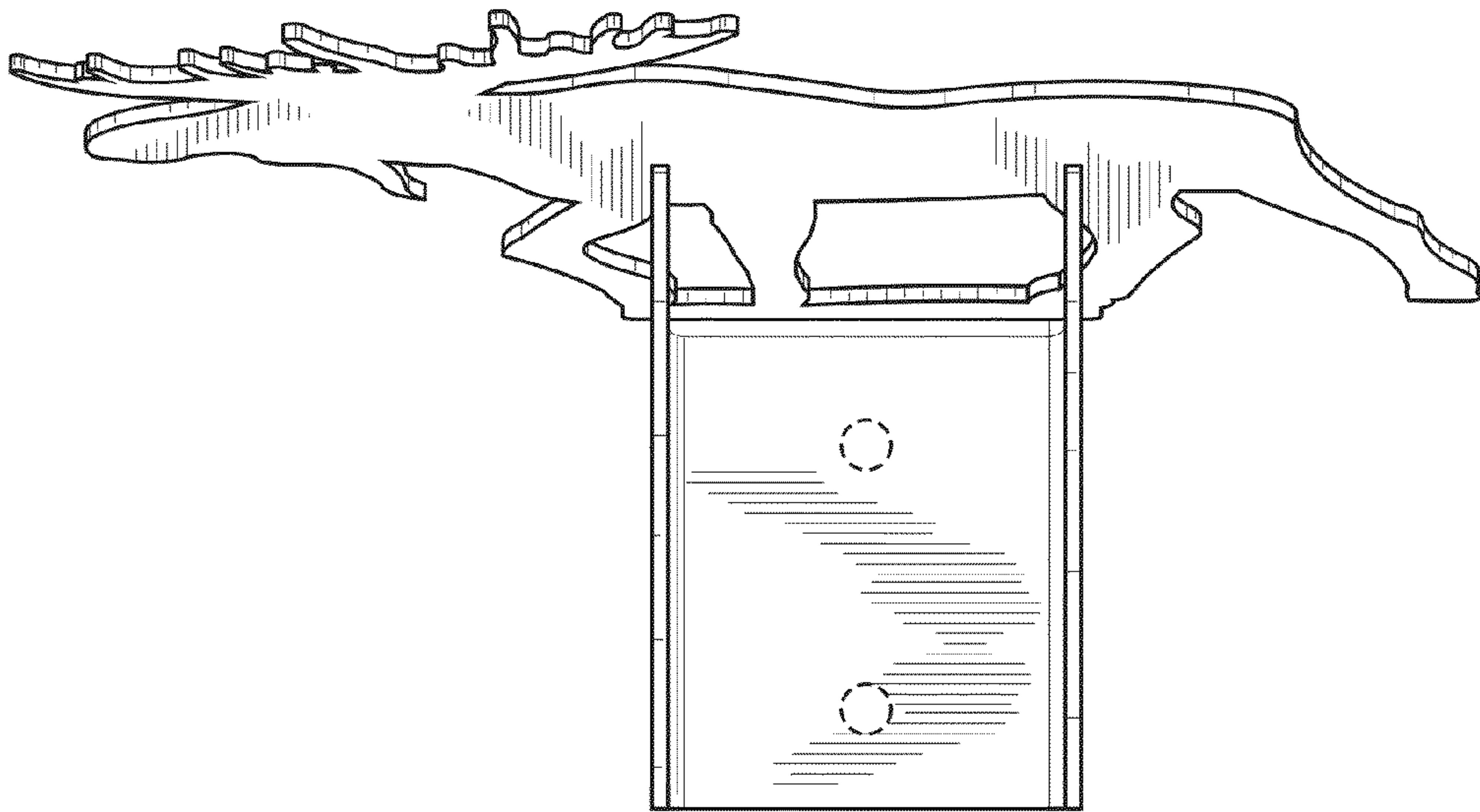


FIG. 6

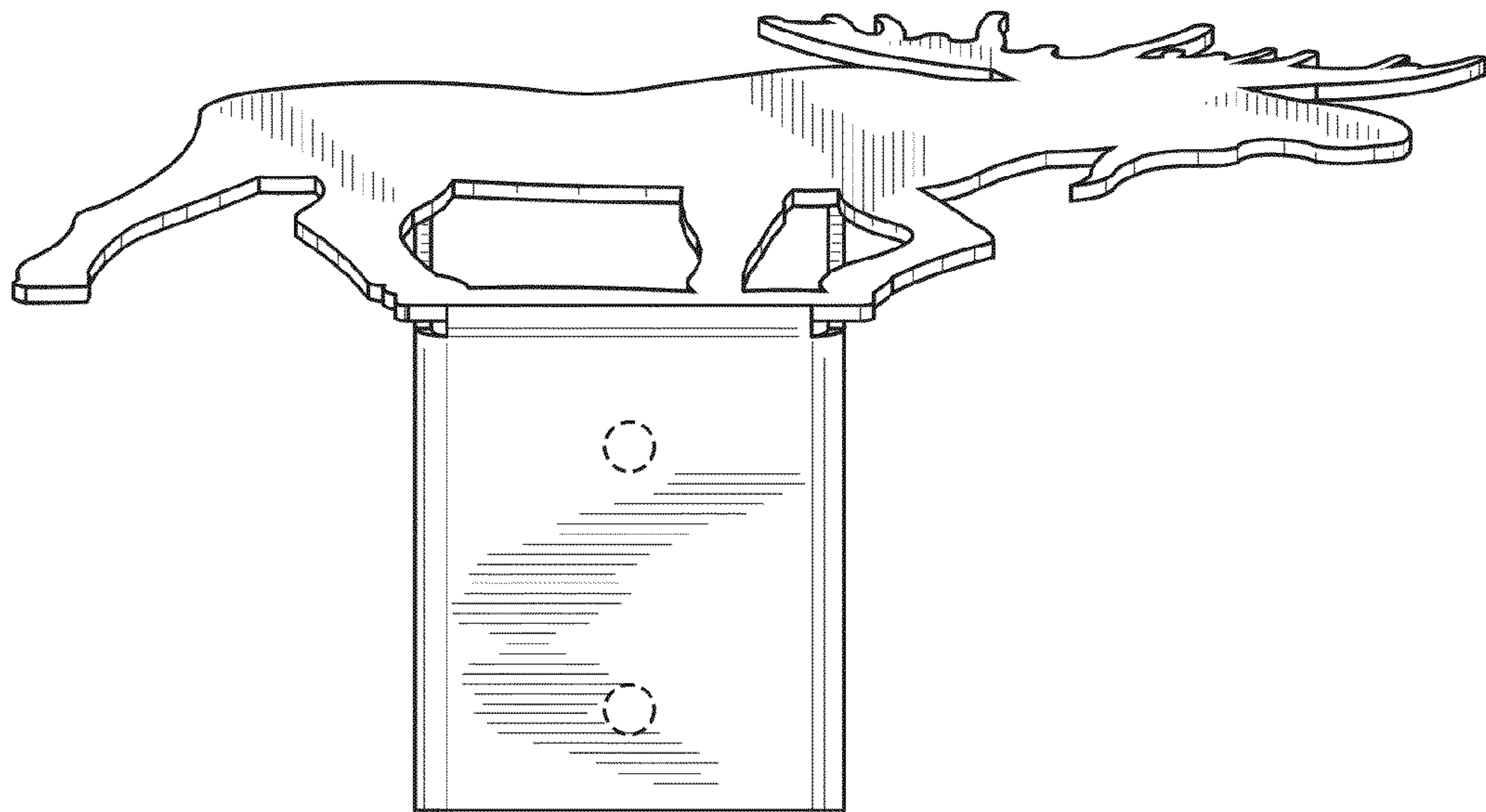


FIG. 7