



US00D685258S

(12) **United States Design Patent**  
**Beamer et al.**

(10) **Patent No.:** **US D685,258 S**  
(45) **Date of Patent:** **\*\* Jul. 2, 2013**

(54) **SNOW AND ICE GUARD FOR A ROOF**

Related Design U.S. Appl. No. 29/432,260, filed Sep. 14, 2012.  
Related Design U.S. Appl. No. 29/432,265, filed Sep. 14, 2012.

(76) Inventors: **Richard W. Beamer**, Yadkinville, NC  
(US); **Bradley Shane Hill**, Cana, VA  
(US)

\* cited by examiner

(\*\*) Term: **14 Years**

*Primary Examiner* — Susan Bennett Hattan

*Assistant Examiner* — Janice Hallmark

(21) Appl. No.: **29/432,261**

(74) *Attorney, Agent, or Firm* — Olive Law Group, PLLC

(22) Filed: **Sep. 14, 2012**

(57) **CLAIM**

(51) **LOC (9) Cl.** ..... **08-99**

We claim the ornamental design for a snow and ice guard for a roof, as shown and described.

(52) **U.S. Cl.**

USPC ..... **D8/499**

(58) **Field of Classification Search**

USPC ..... D8/400–499; D25/199; 52/24–26,  
52/545, 533, 98; D23/407, 408; D19/34.1–34.4;  
D7/631–634, 672, 675, 699

See application file for complete search history.

**DESCRIPTION**

(56) **References Cited**

**U.S. PATENT DOCUMENTS**

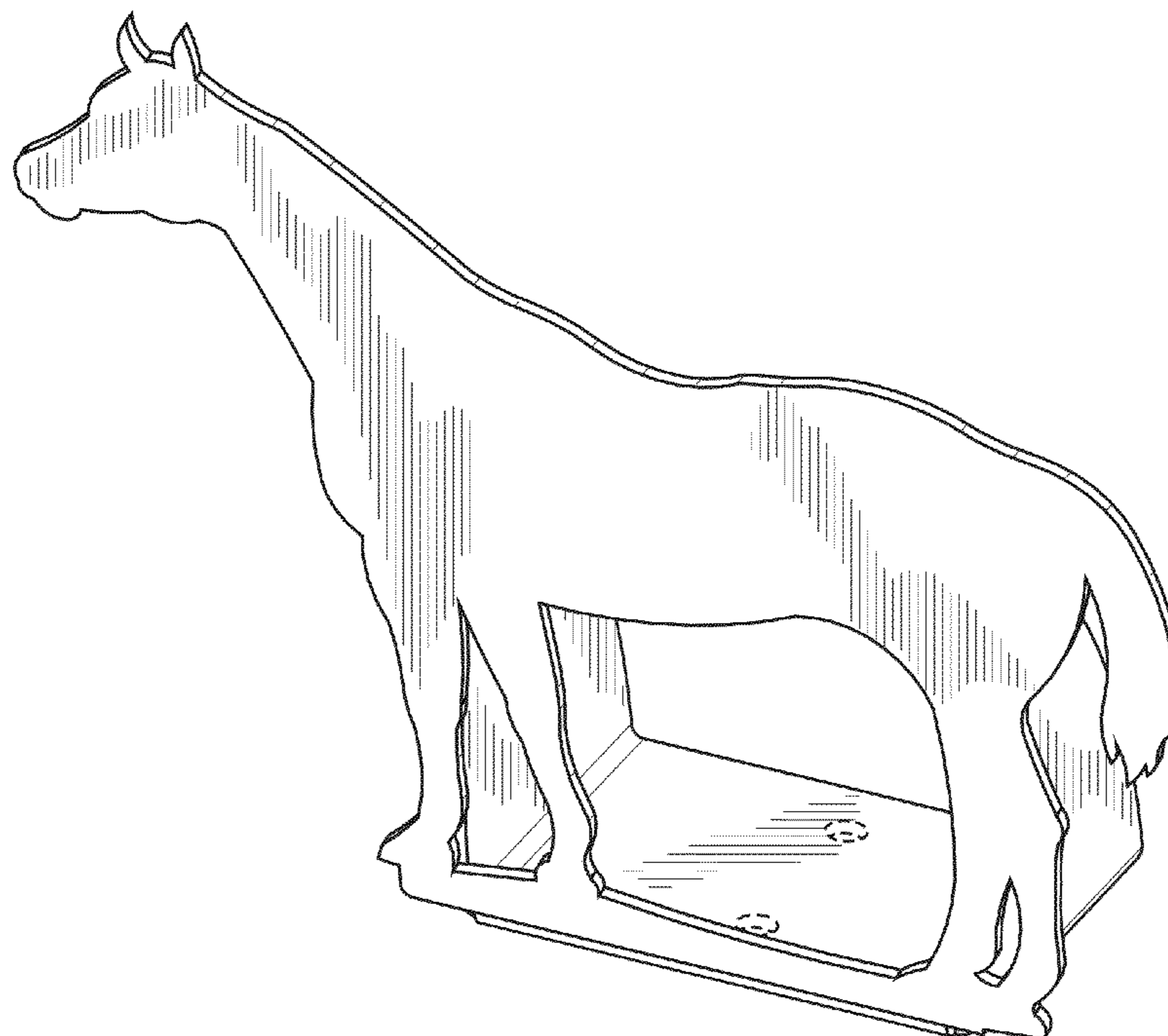
58,411	A	10/1866	Hathorn	
595,295	A	* 12/1897	Fox et al.	52/24
D65,035	S	* 6/1924	Scalabrino	D19/34.4
D83,780	S	* 3/1931	Von Frankenberg	D19/34.4
D90,490	S	* 8/1933	La Delfa	D19/34.4
D93,971	S	* 12/1934	Clark	D8/402
D148,802	S	* 2/1948	Leitner	D19/34.4
D149,281	S	* 4/1948	Leva	D19/34.4
D658,491	S	* 5/2012	Raber	D8/499

**OTHER PUBLICATIONS**

Related Design U.S. Appl. No. 29/432,256, filed Sep. 14, 2012.

FIG. 1 is a perspective view of the snow and ice guard for a roof according to the invention;  
FIG. 2 is a front view of the snow and ice guard for a roof according to the invention;  
FIG. 3 is a back view of the snow and ice guard for a roof according to the invention;  
FIG. 4 is a side view of the snow and ice guard for a roof according to the invention;  
FIG. 5 is a side view opposing the side view of FIG. 4 of the snow and ice guard for a roof according to the invention;  
FIG. 6 is a top view of the snow and ice guard for a roof according to the invention; and,  
FIG. 7 is a bottom view of the snow and ice guard for a roof according to the invention.  
The broken lines in the drawings depict environmental subject matter only and form no part of the claimed design.

**1 Claim, 7 Drawing Sheets**



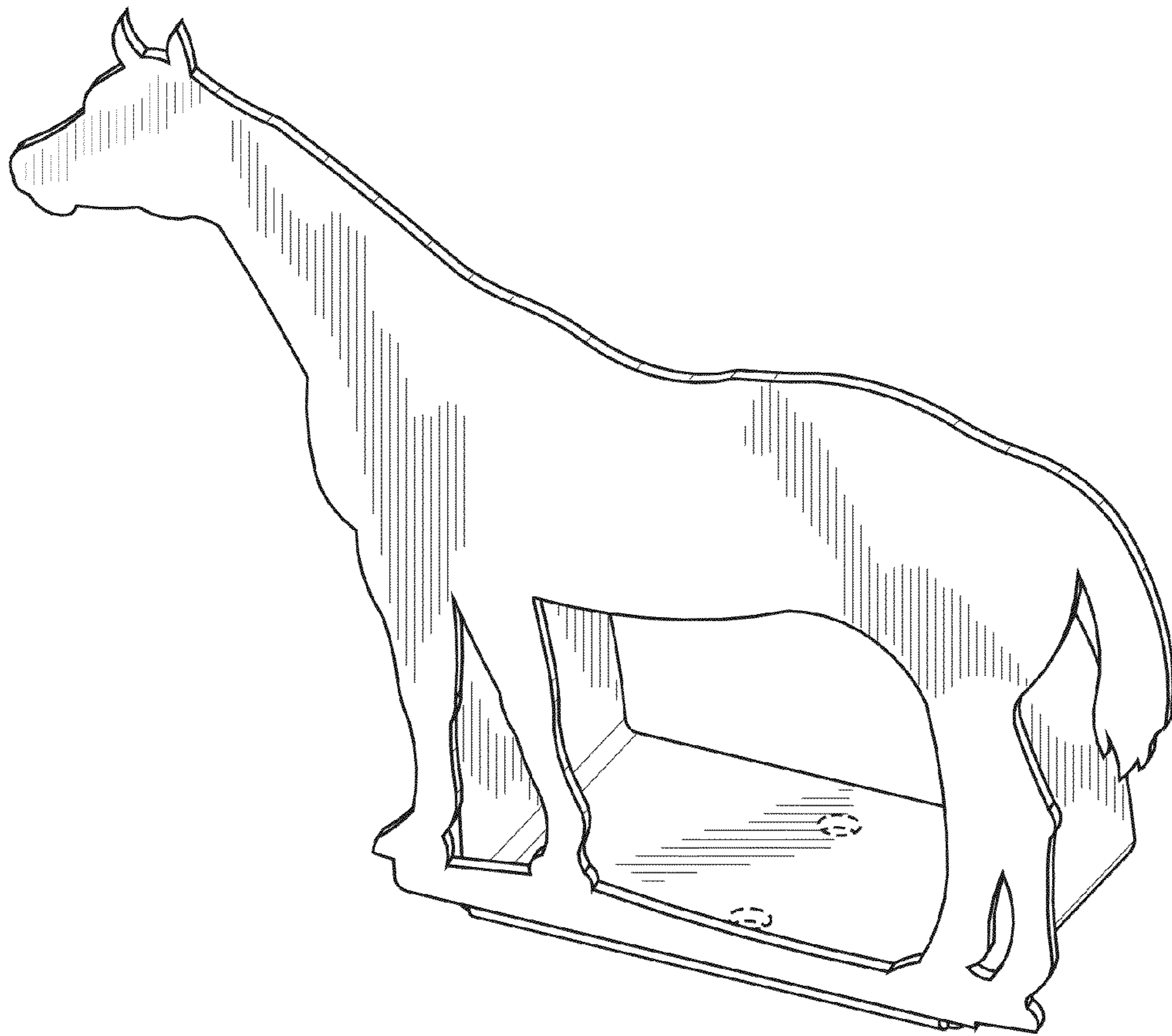




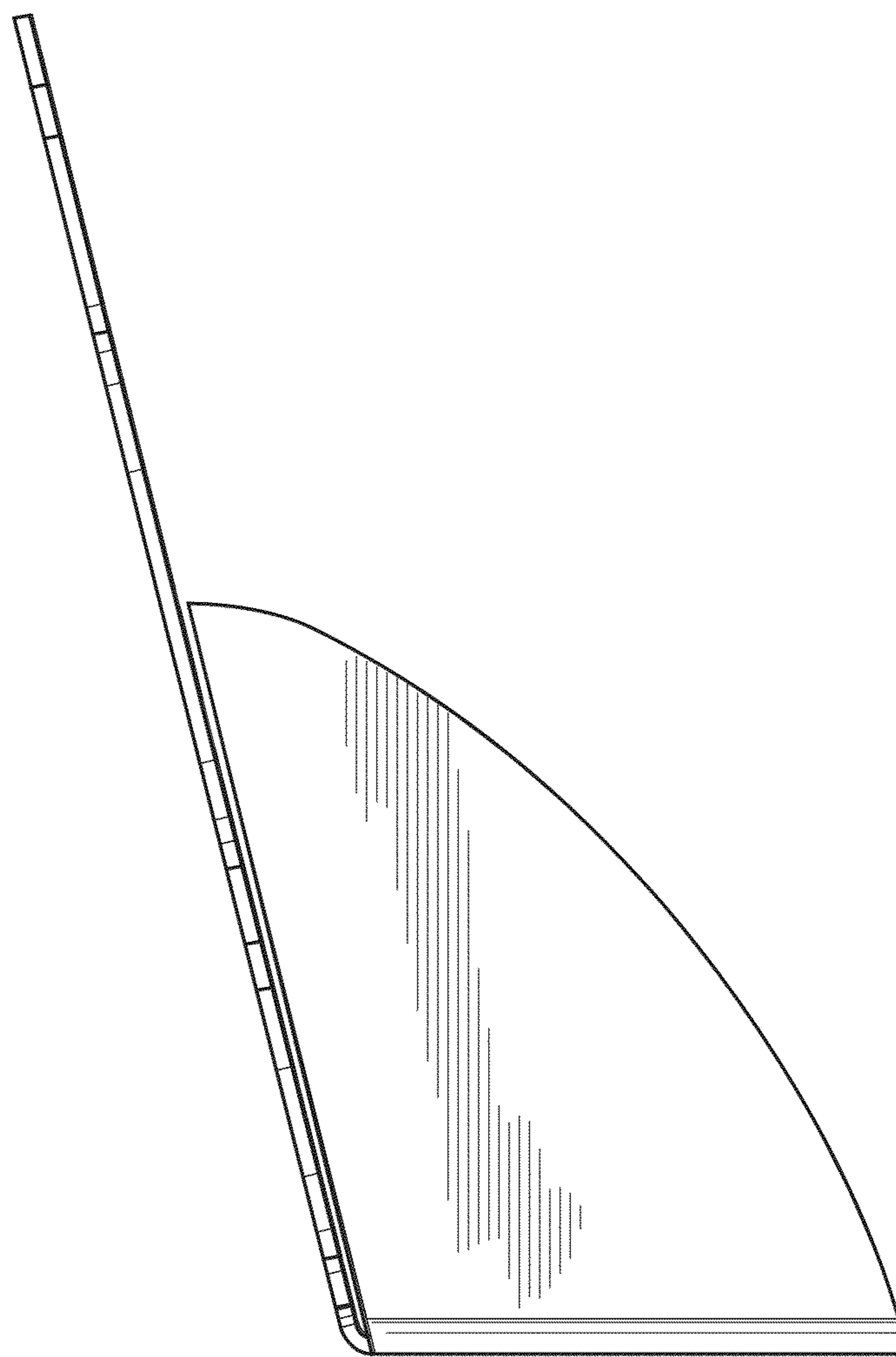
FIG. 1



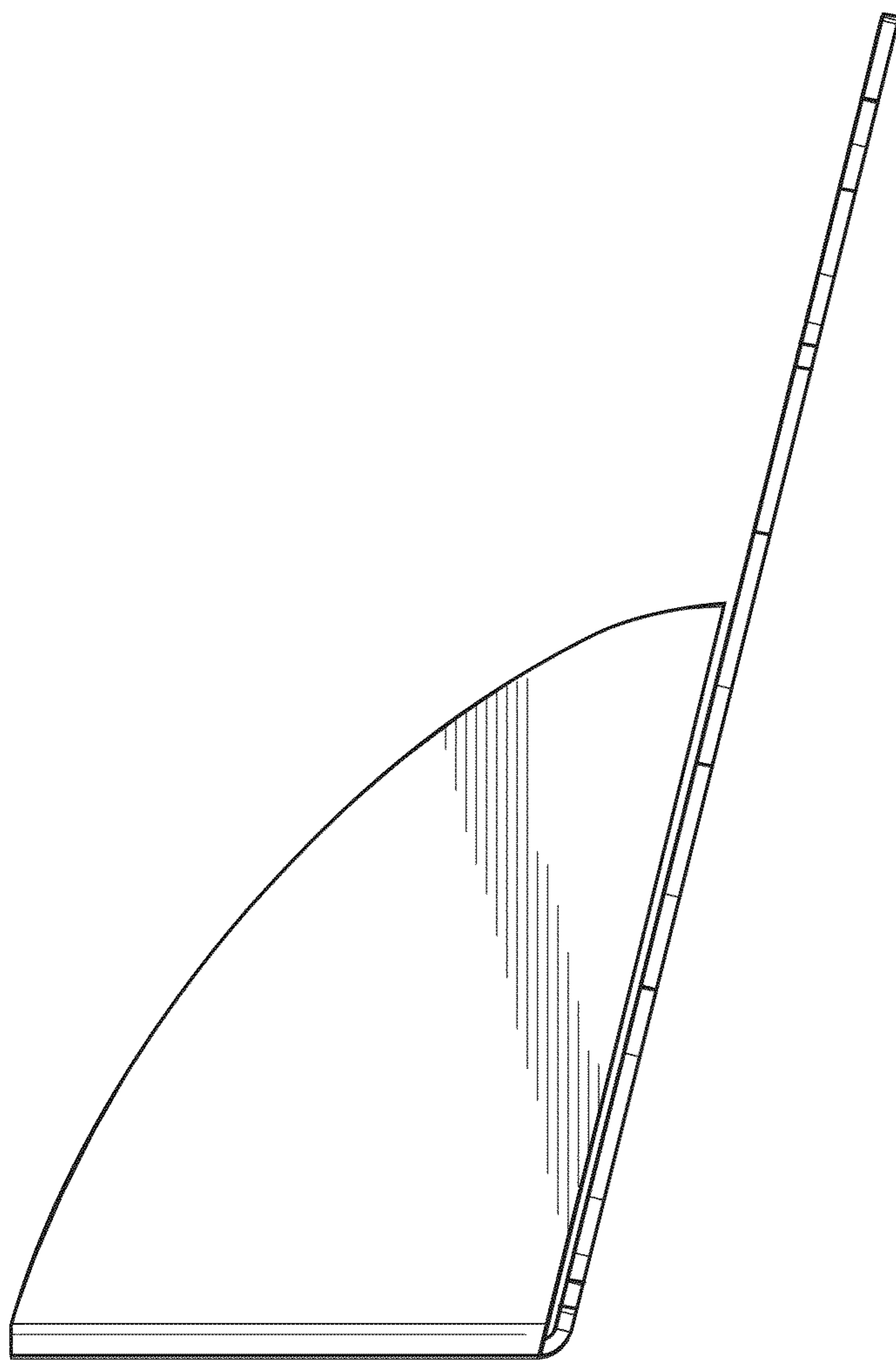
**FIG. 2**



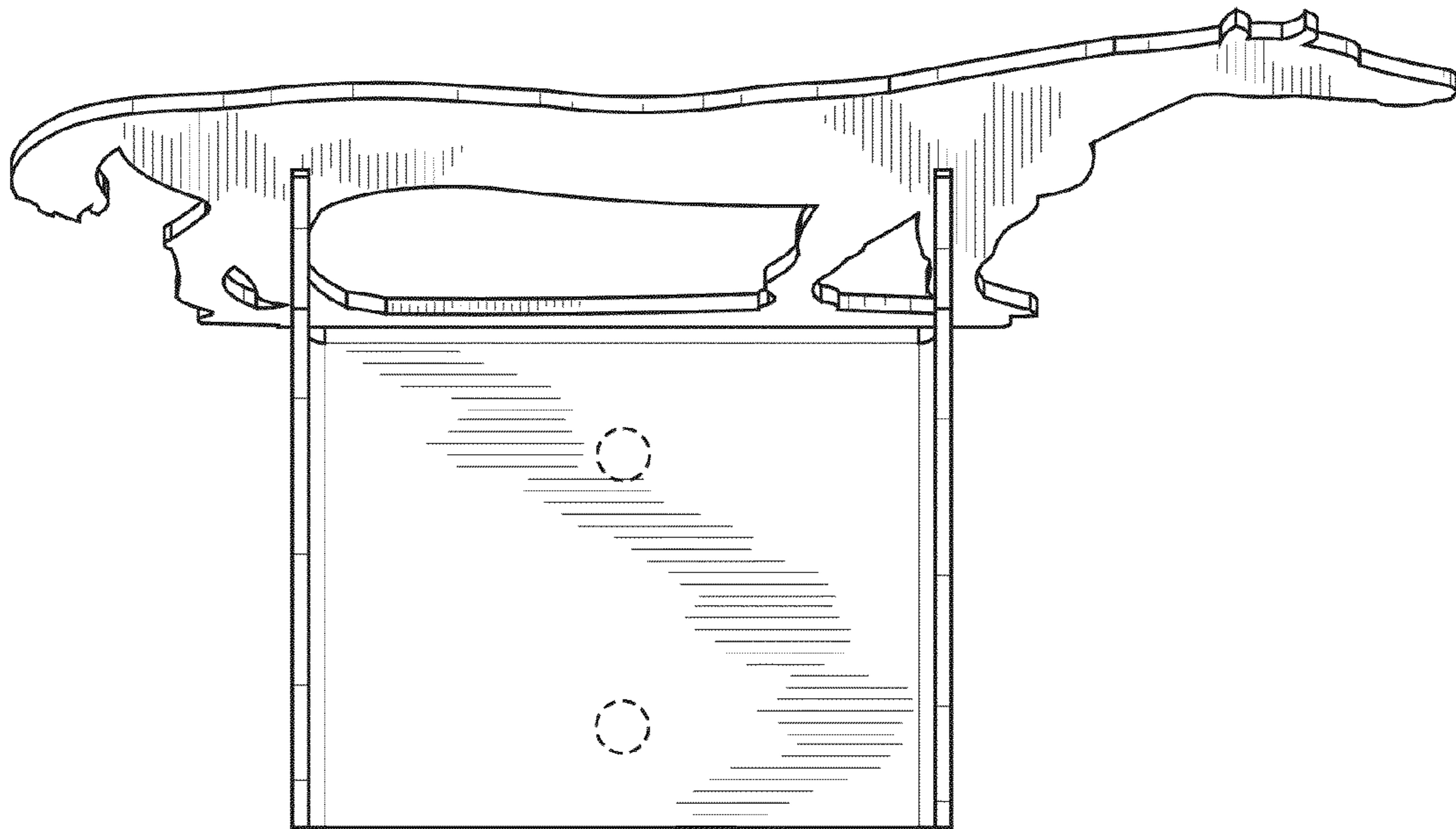
**FIG. 3**



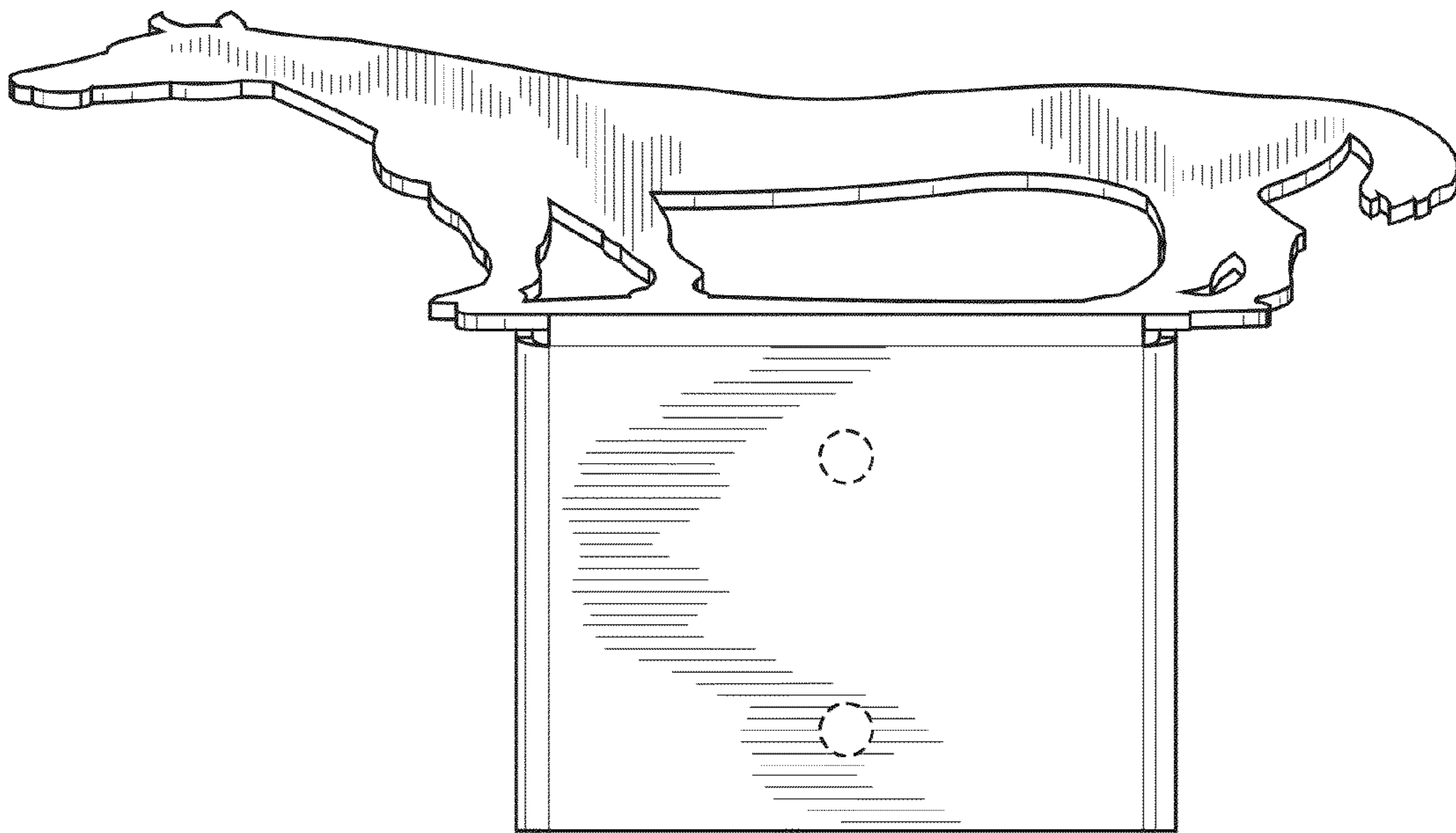
**FIG. 4**



**FIG. 5**



**FIG. 6**



**FIG. 7**