



US00D685216S

(12) **United States Design Patent**
Stromborg

(10) **Patent No.:** **US D685,216 S**

(45) **Date of Patent:** **** Jul. 2, 2013**

(54) **TABLE BASE**

(75) Inventor: **Daniel Eric Stromborg**, Los Angeles, CA (US)

(73) Assignee: **Knoll, Inc.**, East Greenville, PA (US)

(**) Term: **14 Years**

(21) Appl. No.: **29/423,818**

(22) Filed: **Jun. 5, 2012**

(51) **LOC (9) Cl.** **06-06**

(52) **U.S. Cl.**
USPC **D6/708**

(58) **Field of Classification Search**
USPC ... D6/480-489, 495, 496, 499, 429; 108/150,
108/153.1, 155, 157, 161; 248/188, 188.8,
248/188.7

See application file for complete search history.

(56) **References Cited**

U.S. PATENT DOCUMENTS

D225,712 S	1/1973	McDonald	
D278,577 S *	4/1985	Gwathmey et al.	D6/484
D299,196 S *	1/1989	Frinier	D6/499
D376,712 S *	12/1996	Mezger	D6/487
D600,476 S *	9/2009	Stoller	D6/499

* cited by examiner

Primary Examiner — Janice Seeger

(74) *Attorney, Agent, or Firm* — Buchanan Ingersoll & Rooney PC

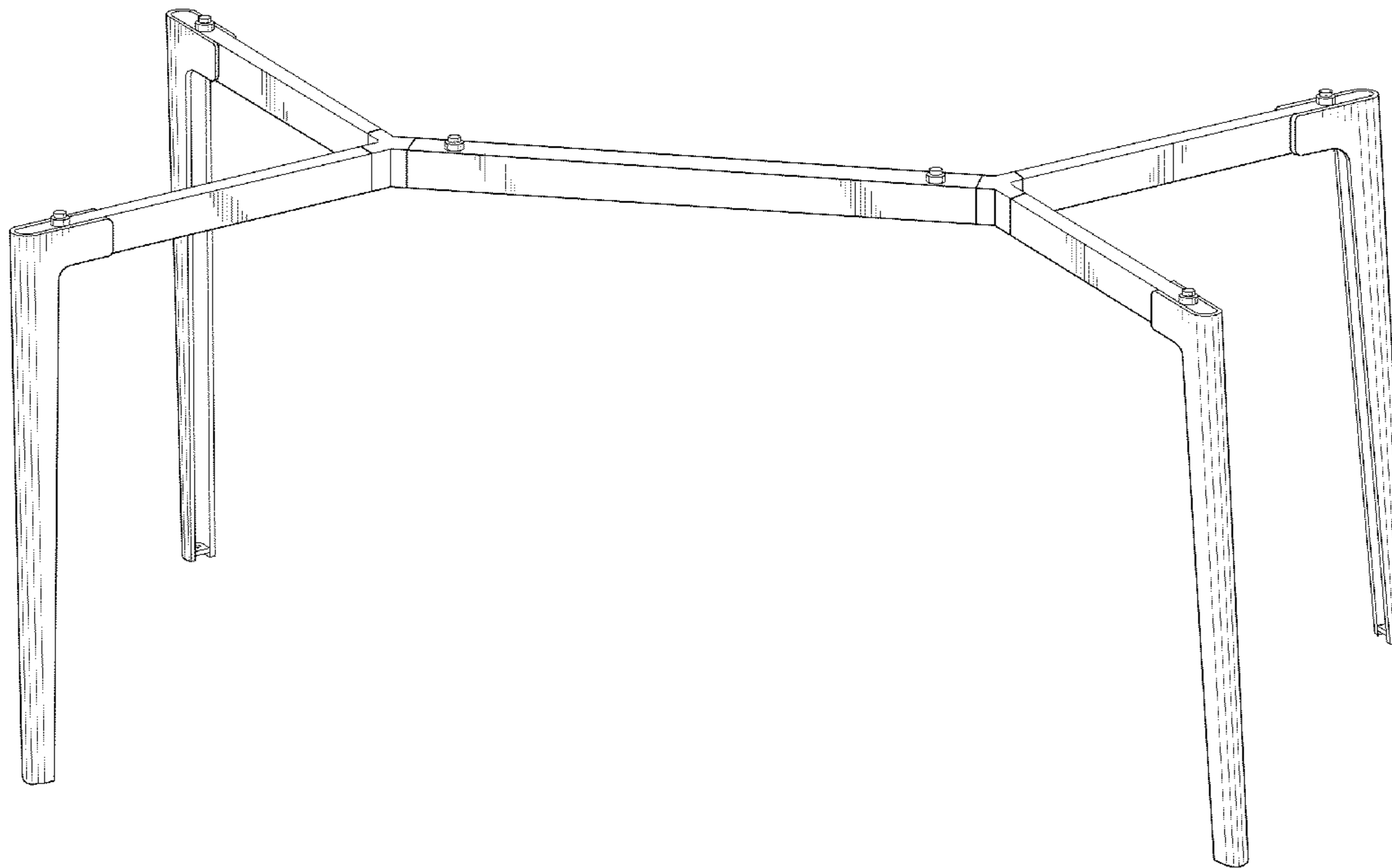
(57) **CLAIM**

The ornamental design for a table base, as shown and described.

DESCRIPTION

FIG. 1 is a perspective view of a table base showing my new design;
FIG. 2 is a front elevational view thereof;
FIG. 3 is a rear elevational view thereof;
FIG. 4 is a top plan view thereof;
FIG. 5 is a left side elevational view thereof;
FIG. 6 is a right side elevational view thereof; and,
FIG. 7 is a perspective view to more fully illustrate the table base with a sample table top thereof.
The phantom lines in FIG. 7 are for illustrative purposes only to show a sample table top and form no part of the claimed design. The bottom of the table base is not part of the claimed design.

1 Claim, 6 Drawing Sheets



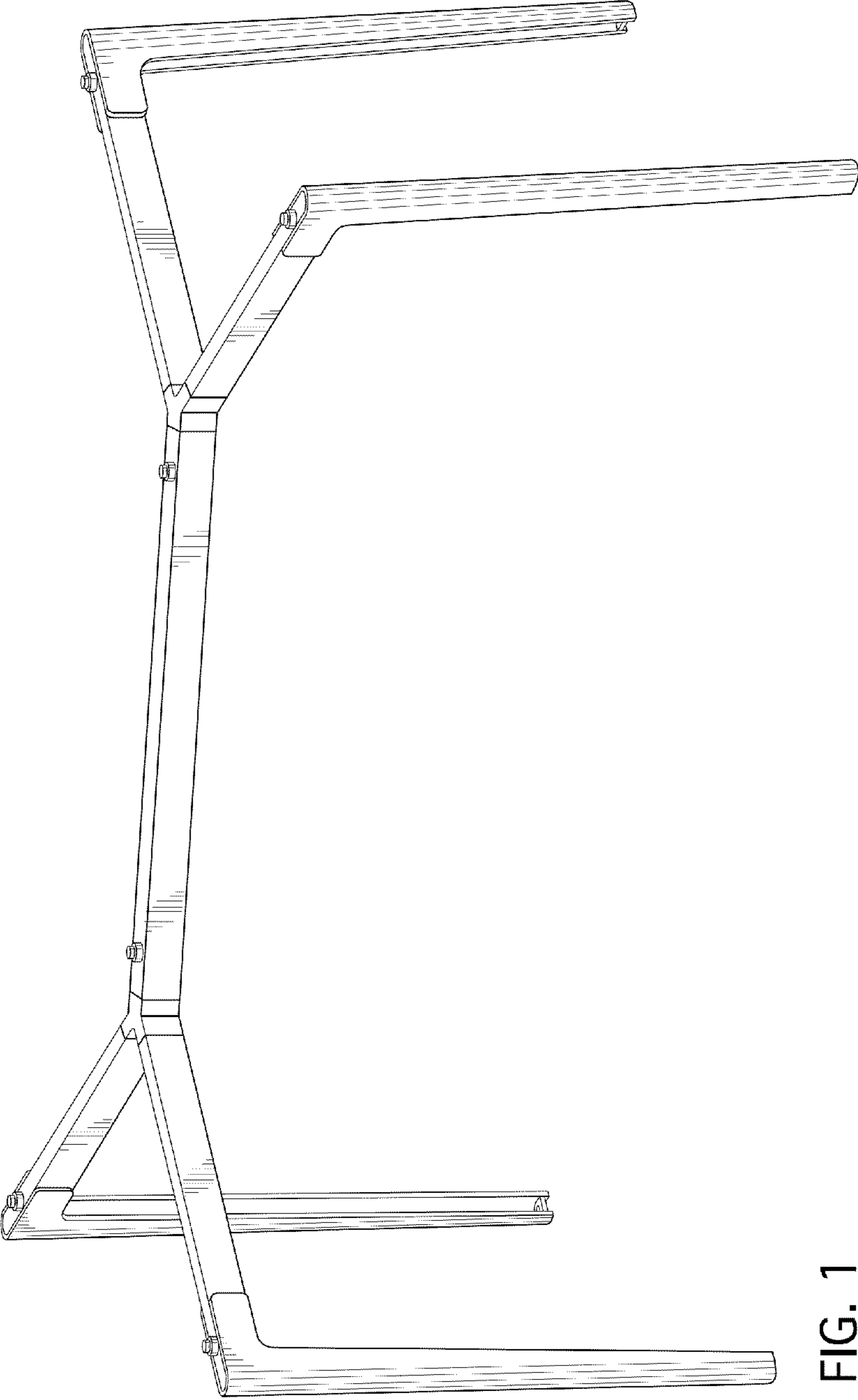


FIG. 1




FIG. 2




FIG. 3

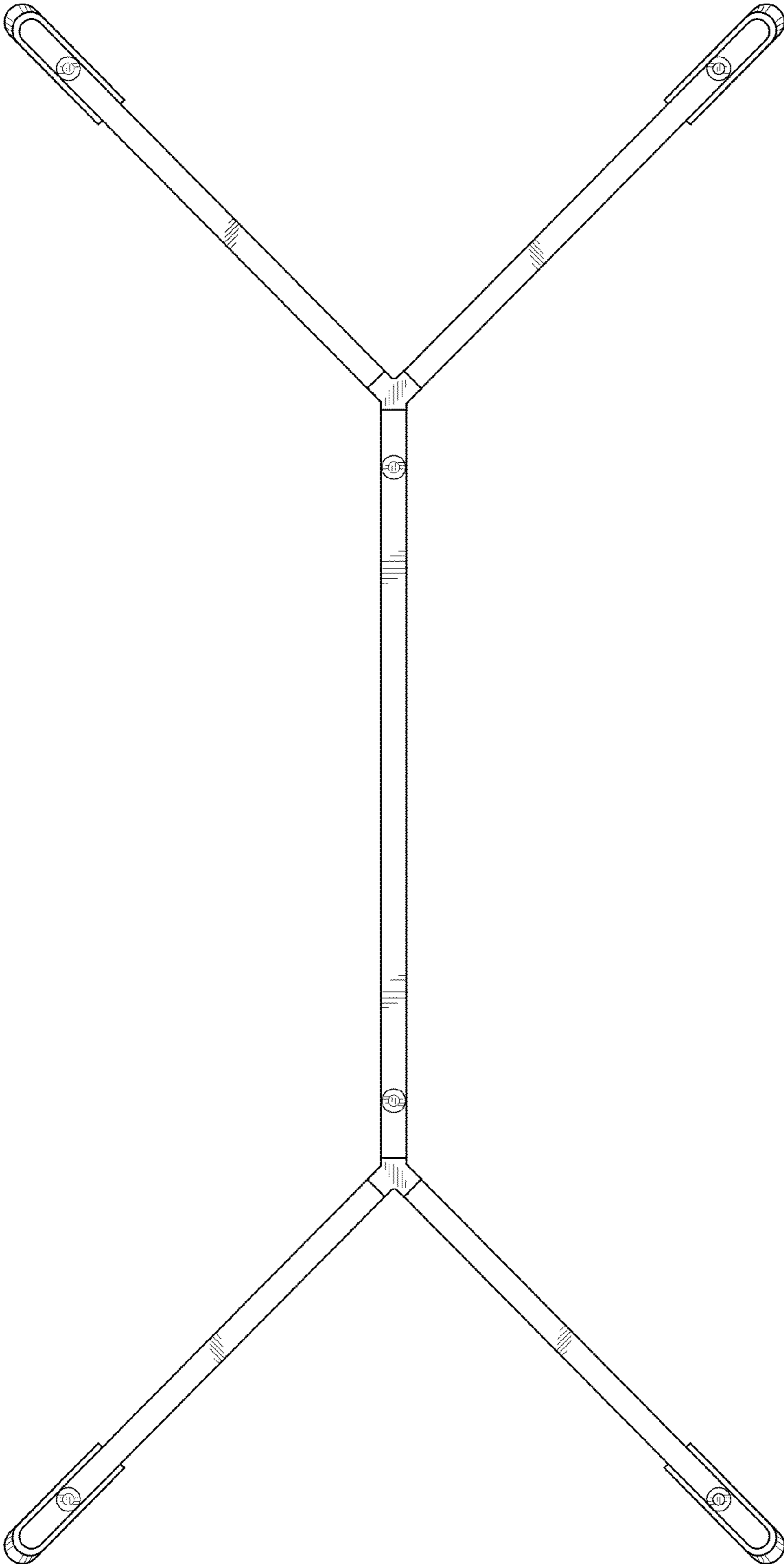


FIG. 4




FIG. 5




FIG. 6

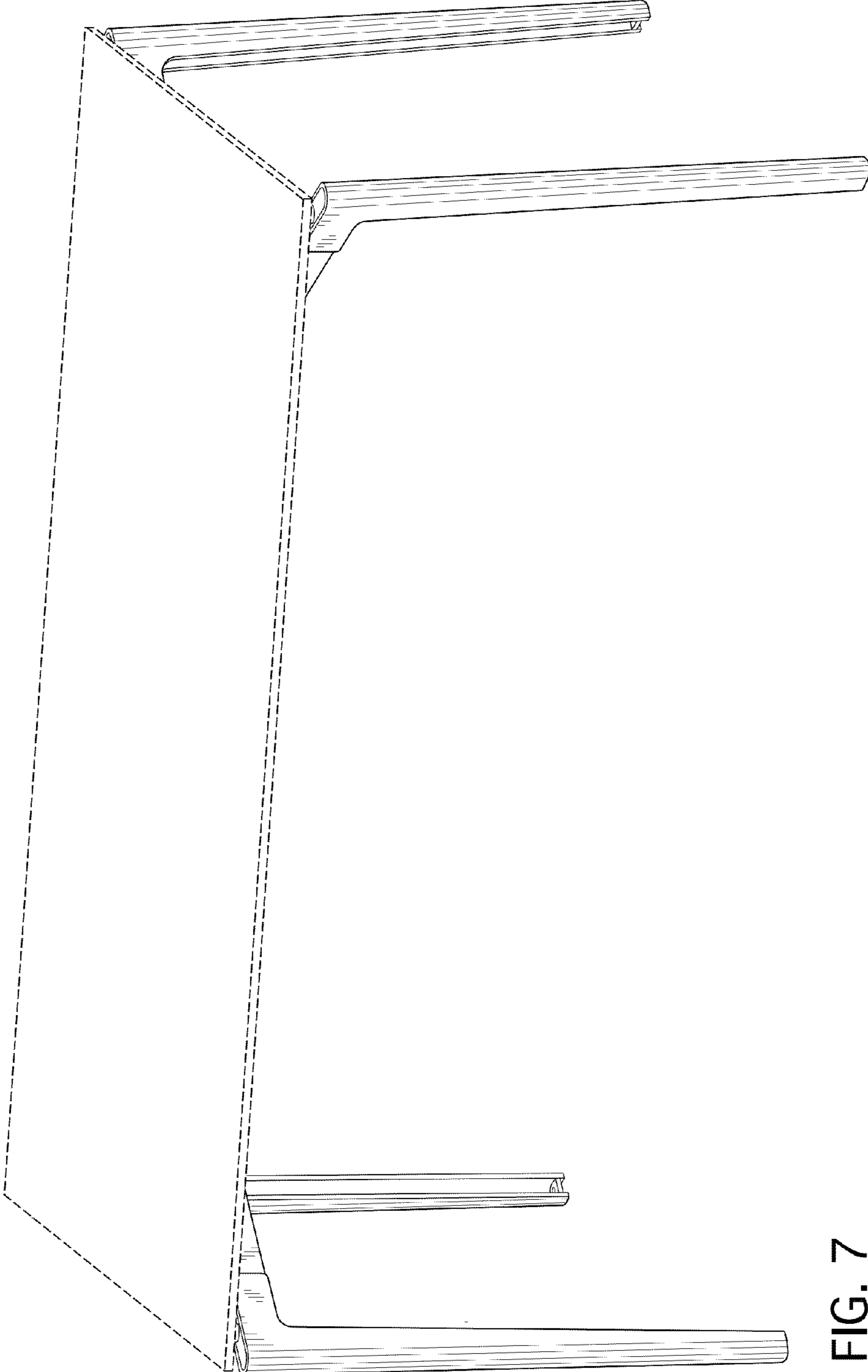


FIG. 7