



US00D685211S

(12) **United States Design Patent**
Vega-Woller et al.

(10) **Patent No.:** **US D685,211 S**
(45) **Date of Patent:** **** Jul. 2, 2013**

(54) **MATTRESS TOPPER FOR A PLAY YARD**

(76) Inventors: **Ana B. Vega-Woller**, Los Angeles, CA (US); **Kirk B. R. Woller**, Los Angeles, CA (US)

(**) Term: **14 Years**

(21) Appl. No.: **29/418,814**

(22) Filed: **Apr. 20, 2012**

(51) **LOC (9) Cl.** **06-09**

(52) **U.S. Cl.**
USPC **D6/596**

(58) **Field of Classification Search**
USPC D6/595, 596, 597, 601, 604, 582; 5/420, 5/417, 630, 633, 636, 637, 645, 652-656, 5/655.9, 639, 644, 640, 946, 722, 723, 659; 297/180.11, 17; 428/582

See application file for complete search history.

(56) **References Cited**

U.S. PATENT DOCUMENTS

717,703	A *	1/1903	McCarty	5/722
2,547,840	A *	4/1951	Smith	5/722
3,336,610	A *	8/1967	Geddings	5/420
5,086,529	A *	2/1992	DeGroot	5/710
5,265,292	A *	11/1993	Underell	5/419
D348,792	S *	7/1994	DeGroot	D6/604
5,491,851	A *	2/1996	Alonso	5/722

D403,548	S *	1/1999	Kachmar	D6/601
6,618,883	B2 *	9/2003	Angland	5/659
6,754,920	B2 *	6/2004	Fleming et al.	5/420
2003/0192121	A1 *	10/2003	Fleming et al.	5/420
2008/0028529	A1 *	2/2008	Abell	5/640

* cited by examiner

Primary Examiner — Janice Seeger

(74) *Attorney, Agent, or Firm* — John K. Buche; Buche & Associates, P.C.


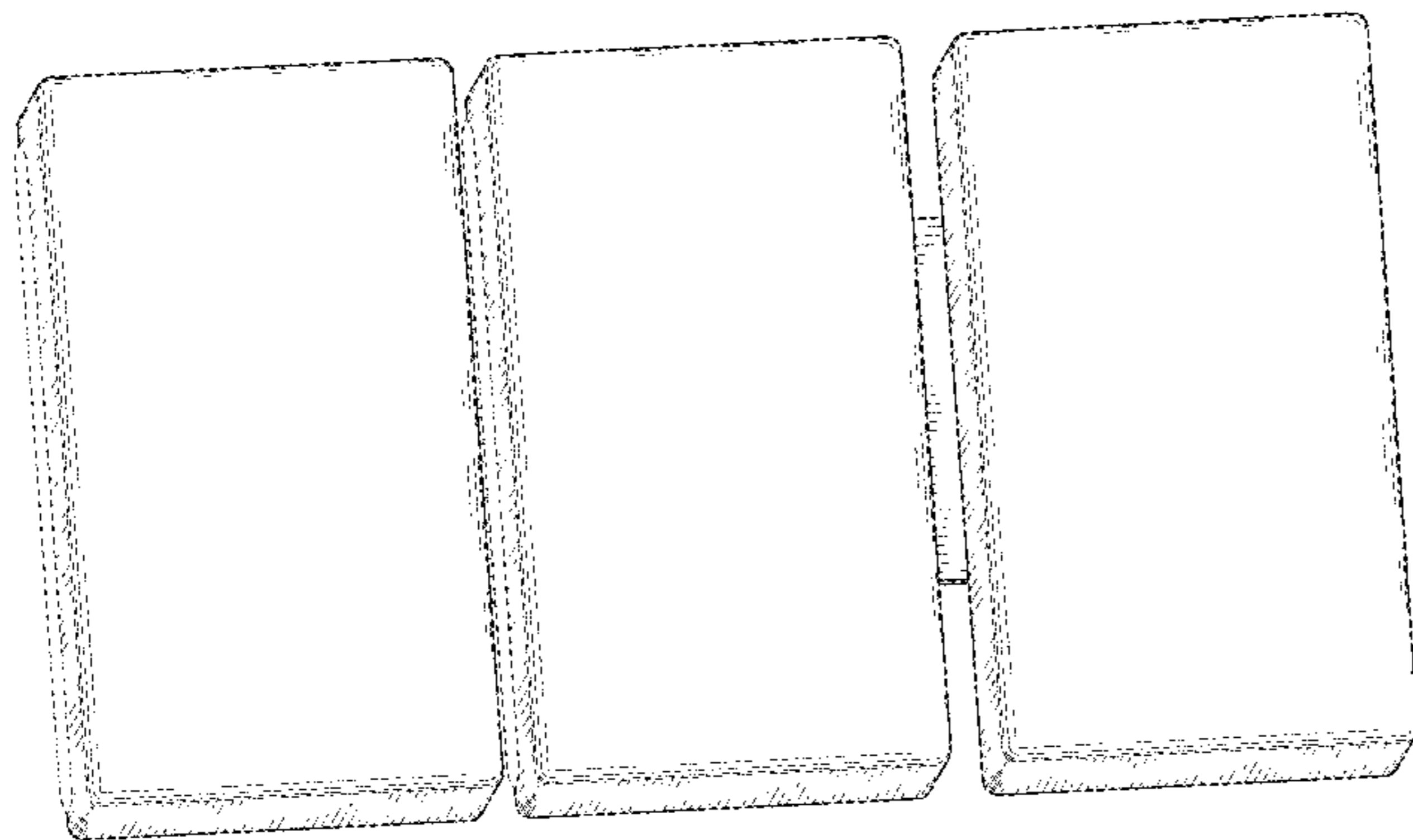
(57) **CLAIM**

The ornamental design for a mattress topper for a play yard, as shown and described.

DESCRIPTION

FIG. 1 is a perspective view of a mattress topper for a play yard;
FIG. 2 is a perspective view in an alternate position;
FIG. 3 is a perspective view in a closed and folded condition;
FIG. 4 is a front view of the mattress topper of FIG. 1;
FIG. 5 is a rear view of the mattress topper of FIG. 1;
FIG. 6 is a left side view of the mattress topper of FIG. 1;
FIG. 7 is a right side view of the mattress topper of FIG. 1;
FIG. 8 is top view of the mattress topper of FIG. 1; and,
FIG. 9 is a bottom view of the mattress topper of FIG. 1.
Portions of the figures shown in broken lines form no part of the claimed design.

1 Claim, 4 Drawing Sheets






FIG. 1




FIG. 2

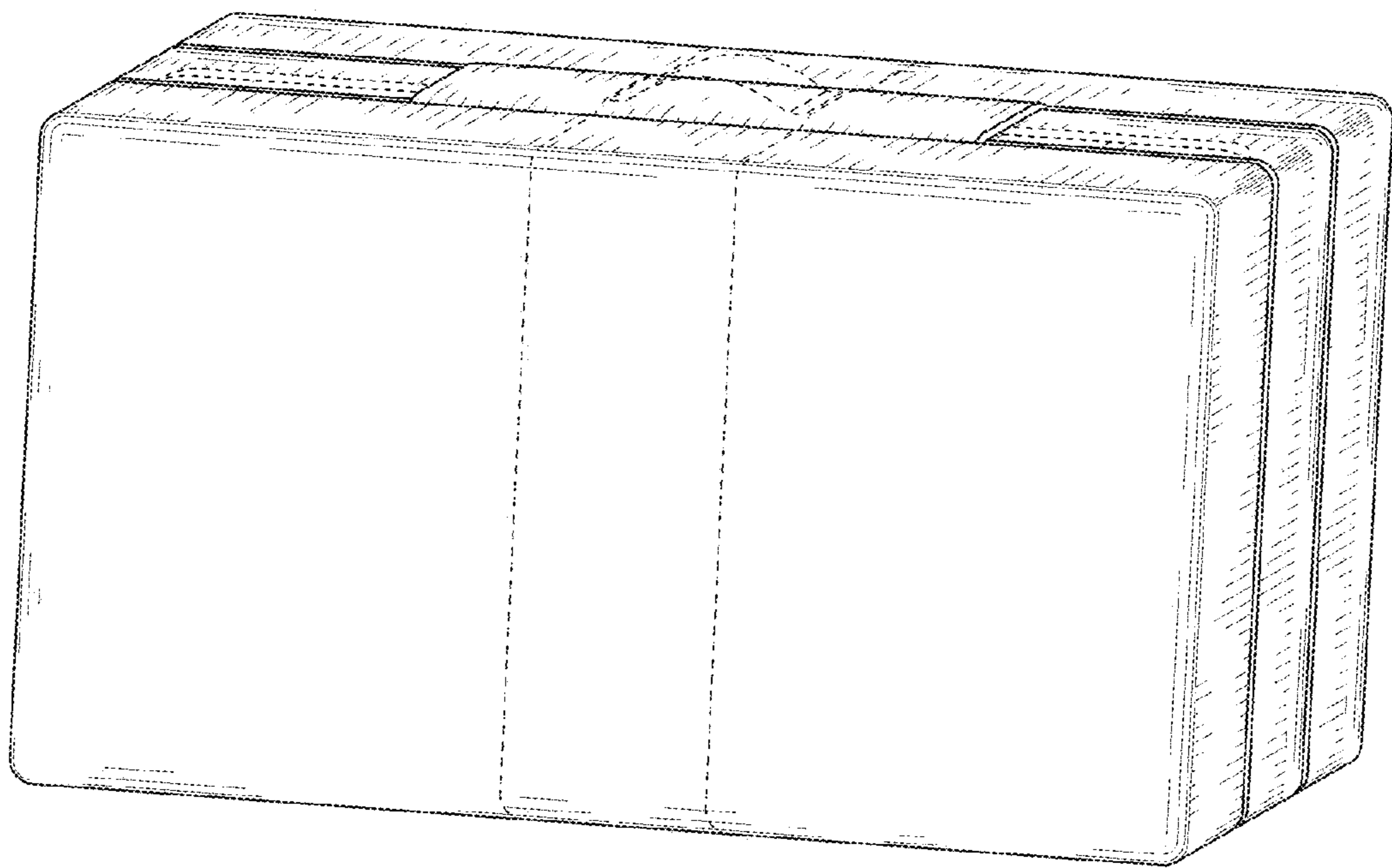


FIG. 3




FIG. 4

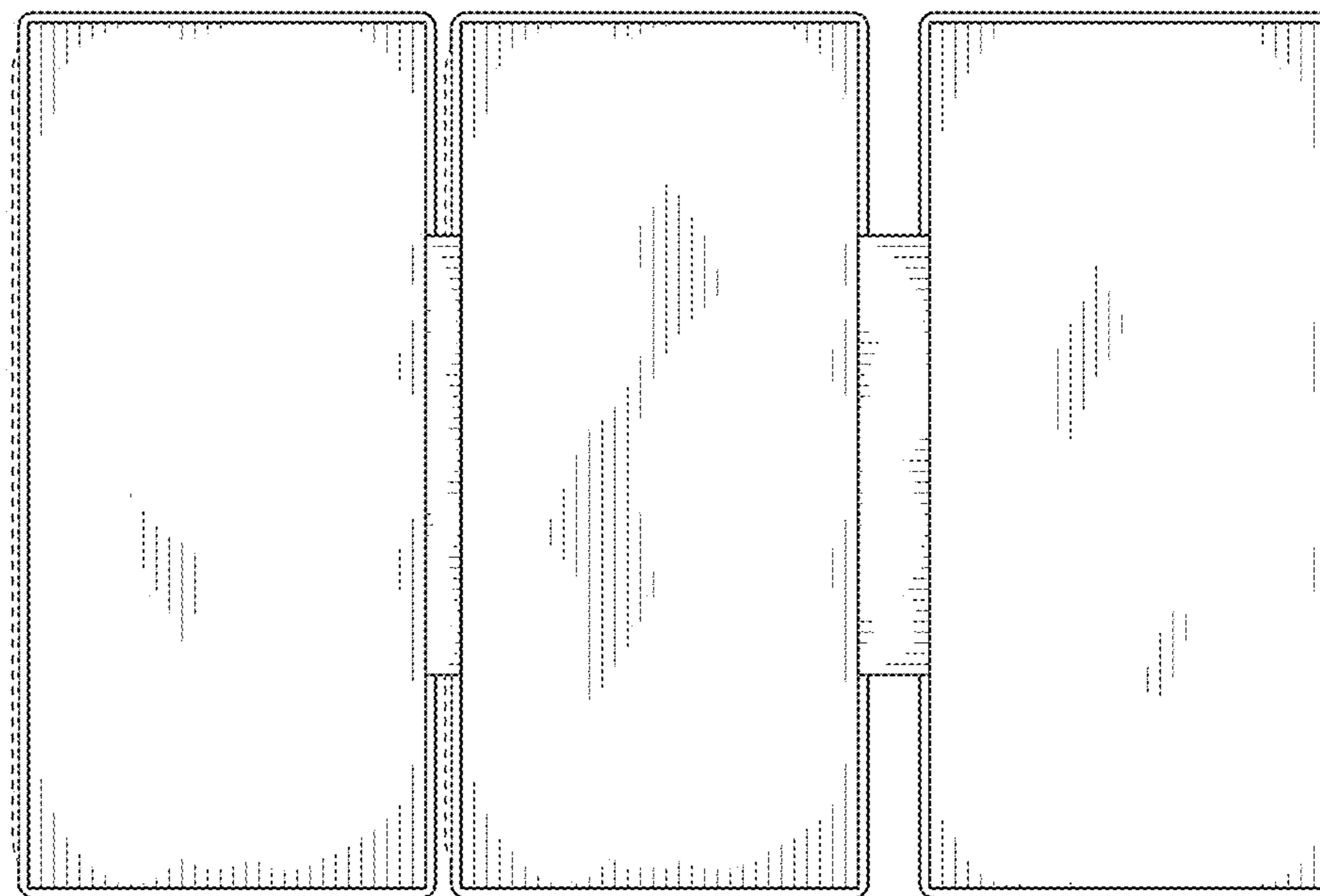


FIG. 5



FIG. 6




FIG. 7




FIG. 8




FIG. 9