



US00D685206S

(12) **United States Design Patent**
Hawkins

(10) **Patent No.:** **US D685,206 S**
(45) **Date of Patent:** **** Jul. 2, 2013**

- (54) **DISPLAY SHELF**
- (75) Inventor: **Laura L. Hawkins**, Minneapolis, MN (US)
- (73) Assignee: **Target Brands, Inc.**, Minneapolis, MN (US)
- (**) Term: **14 Years**
- (21) Appl. No.: **29/420,360**
- (22) Filed: **May 8, 2012**
- (51) **LOC (9) Cl.** **06-06**
- (52) **U.S. Cl.**
USPC **D6/477**
- (58) **Field of Classification Search**
USPC D6/449–450, 475–476, 477–479,
D6/491–492, 672–673, 676–676.1, 681,
683–638.1; 211/134–135, 153, 186–188;
312/114, 116–118, 120, 126–130
See application file for complete search history.

5,542,554 A	8/1996	Resnick	
5,588,541 A	12/1996	Goetz	
D382,733 S	8/1997	Goetz	
D384,226 S	9/1997	Goetz	
D393,554 S *	4/1998	Baluk et al.	D6/470
D409,868 S	5/1999	France	
D426,401 S *	6/2000	Conway, Jr.	D6/470
D450,485 S *	11/2001	Buchanan et al.	D6/474
D486,982 S *	2/2004	Hessell	D6/479
D489,198 S *	5/2004	Mason et al.	D6/461
7,249,746 B2	7/2007	Awalt	
D607,236 S *	1/2010	Bojie	D6/474
2005/0173362 A1	8/2005	Squitieri et al.	
2006/0261023 A1	11/2006	Goth	
2007/0000857 A1	1/2007	Roth	
2008/0110842 A1 *	5/2008	Duchatellier	211/49.1
2010/0181443 A1	7/2010	Bojie	

* cited by examiner

Primary Examiner — Kelley Donnelly
(74) *Attorney, Agent, or Firm* — Leanne Taveggia Farrell;
Westman, Champlin & Kelly, P.A.

(57) **CLAIM**
I claim the ornamental design for a display shelf, as shown and described.

(56) **References Cited**

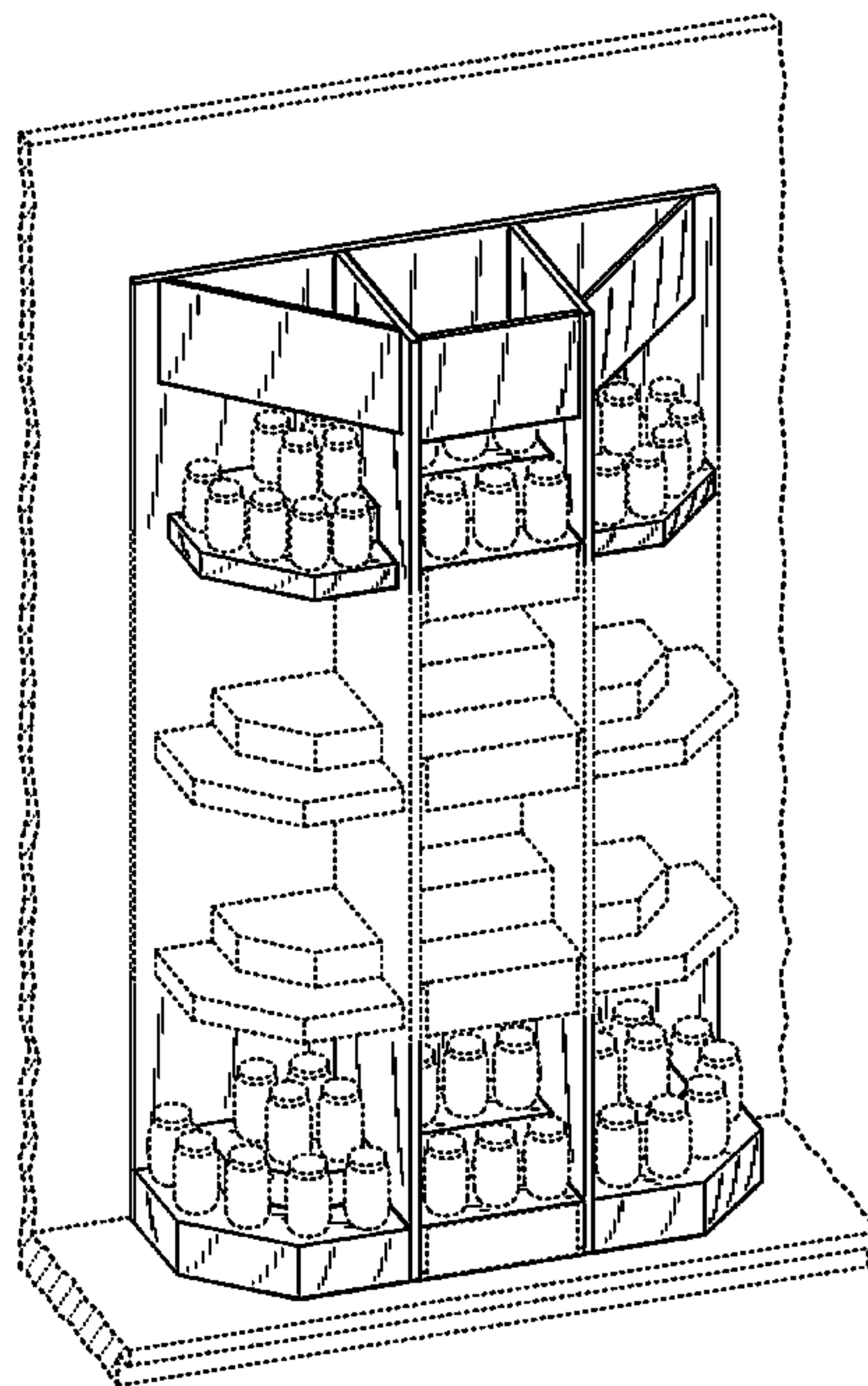
U.S. PATENT DOCUMENTS

2,768,045 A	10/1956	Dietrich	
D230,331 S	2/1974	Snyder	
D239,902 S	5/1976	Goulder	
D255,627 S *	7/1980	Newsom et al.	D6/471
D257,101 S *	9/1980	Peterson et al.	D6/470
4,633,788 A	1/1987	Robertson	
D304,398 S	11/1989	Goetz	
D321,101 S	10/1991	Zucker	
D325,137 S	4/1992	Porter	
D336,803 S *	6/1993	Stoddard et al.	D6/476
5,322,024 A	6/1994	Avery et al.	
D365,229 S *	12/1995	Story et al.	D6/471
D367,784 S	3/1996	Goetz	

DESCRIPTION

FIG. 1 is a perspective view of a display shelf shown in environment;
FIG. 2 is a another perspective view thereof;
FIG. 3 is a front view thereof;
FIG. 4 is a left side view thereof;
FIG. 5 is a right side view thereof; and,
FIG. 6 is a top view thereof.
The broken lines are for purposes of illustration and form no part of the claimed design.

1 Claim, 6 Drawing Sheets



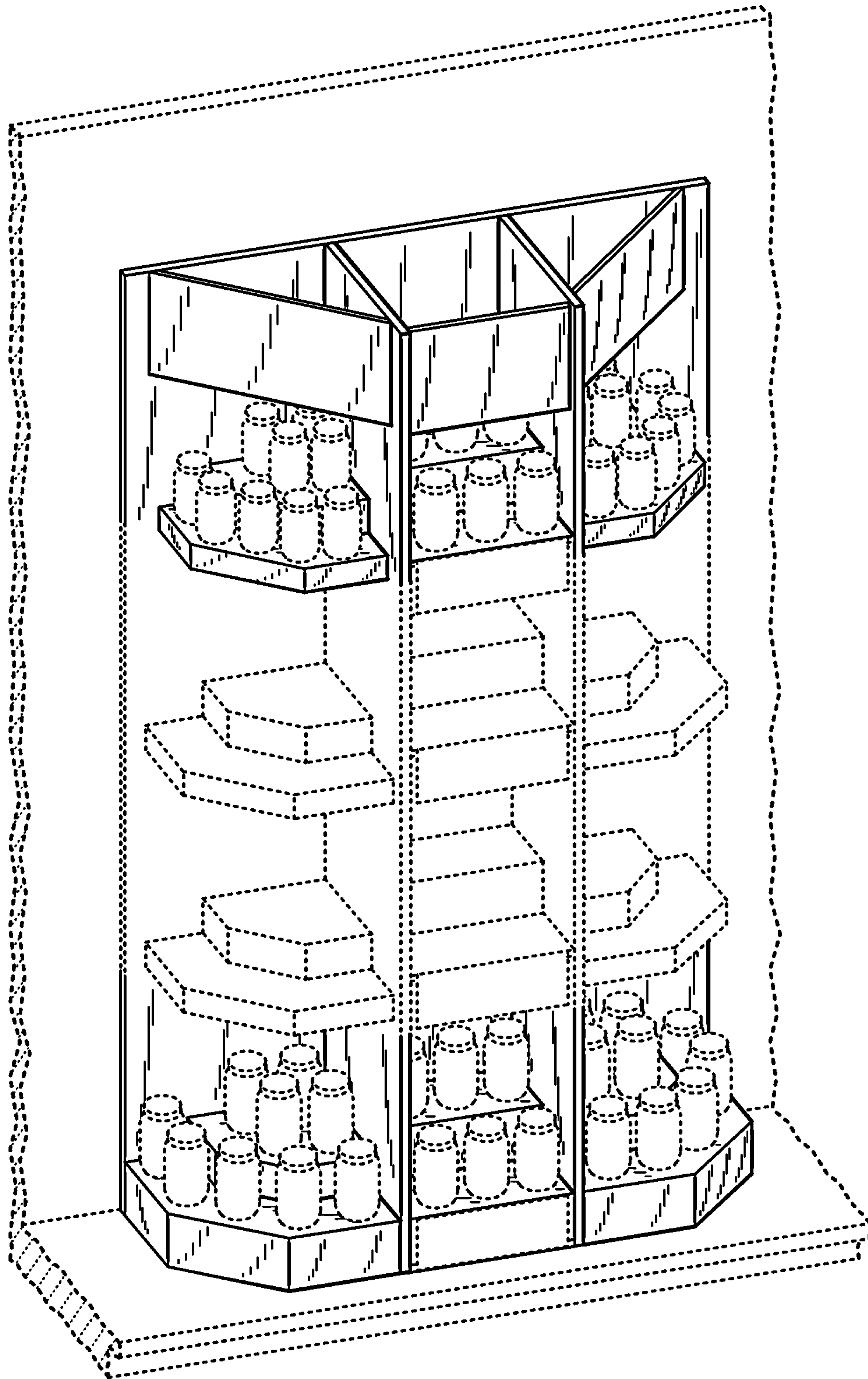


Fig. 1

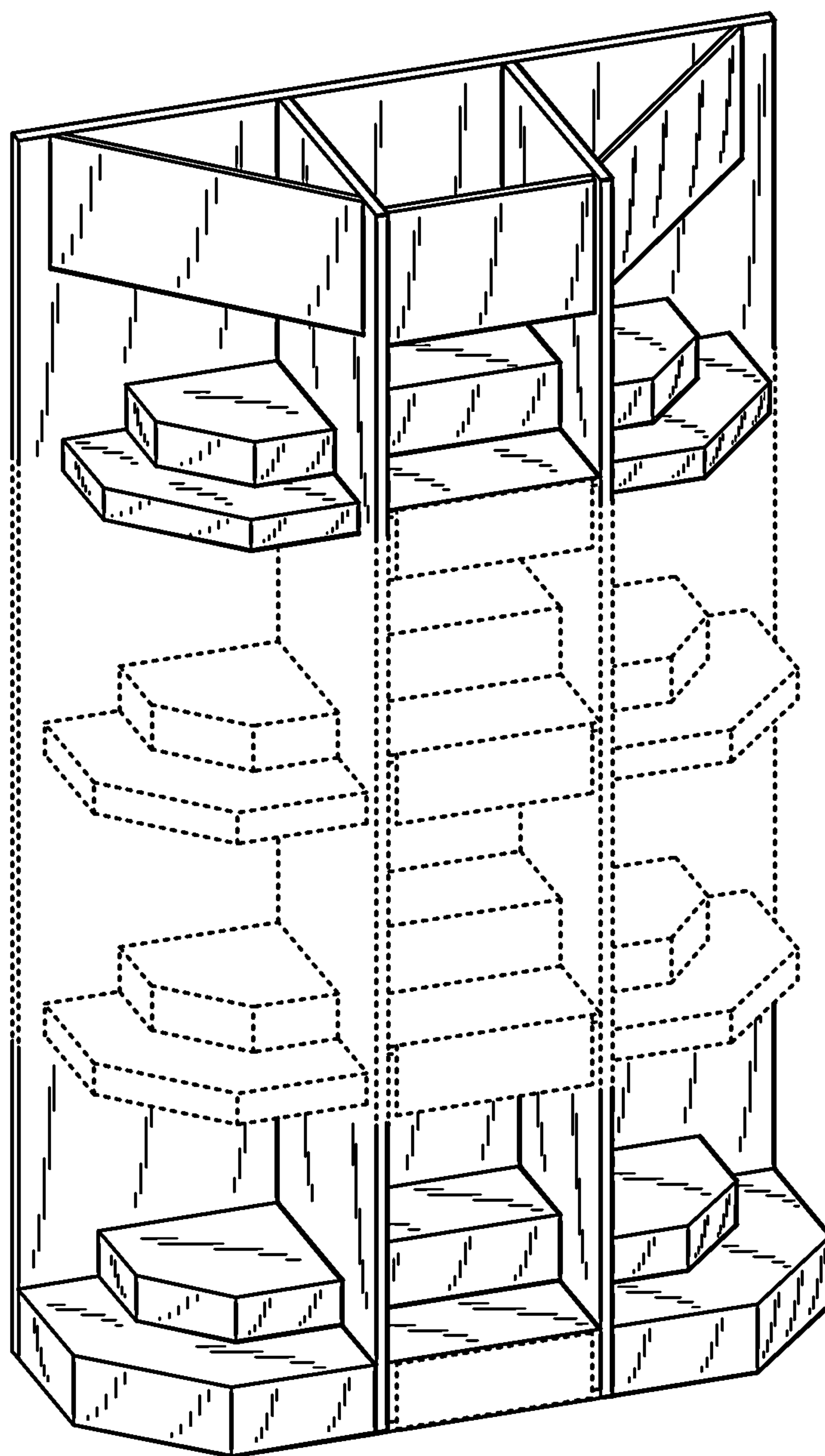


Fig. 2

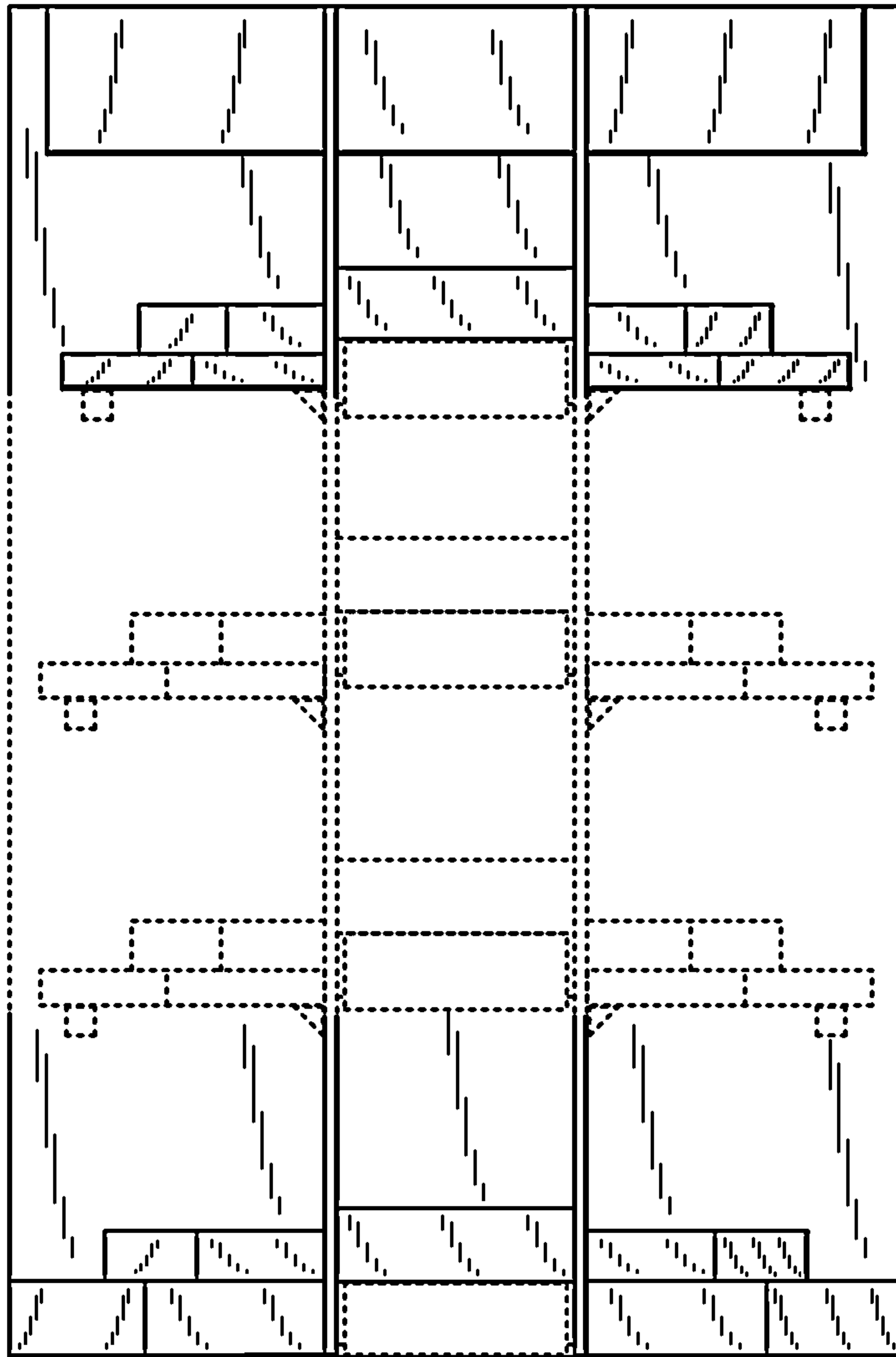


Fig. 3

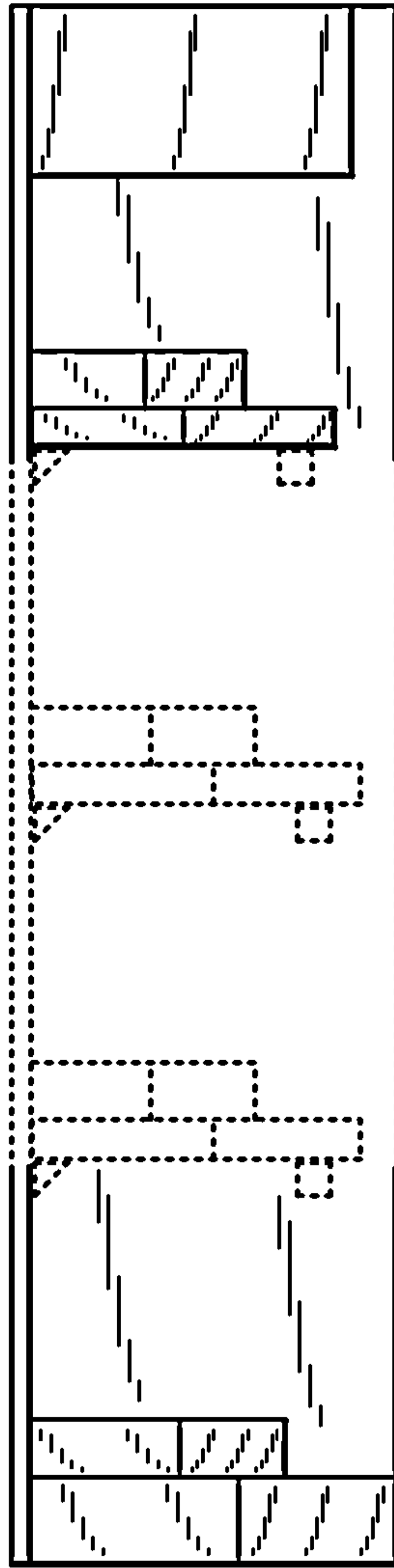


Fig. 4

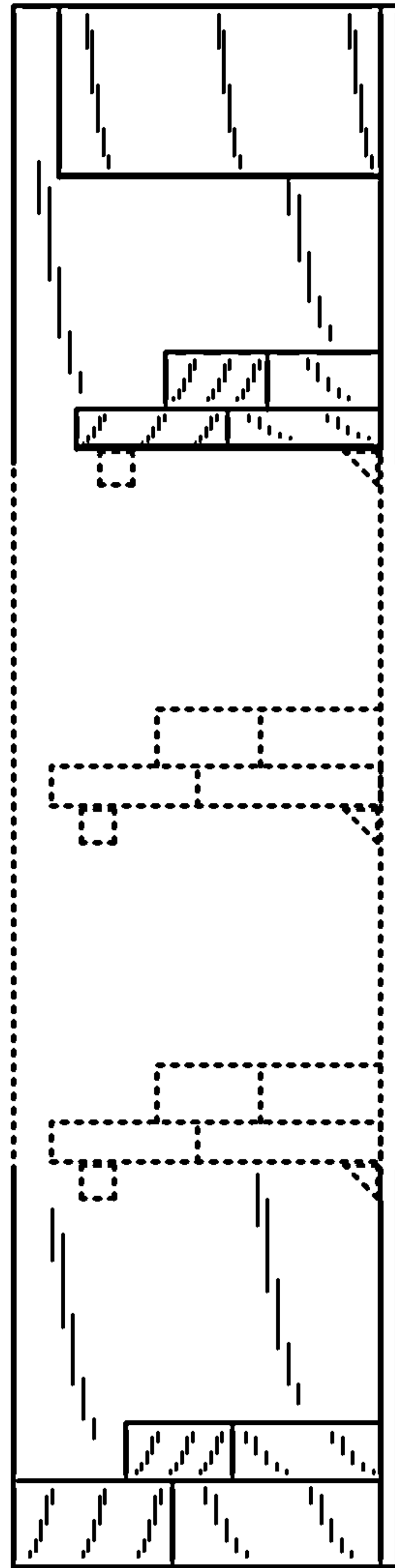


Fig. 5

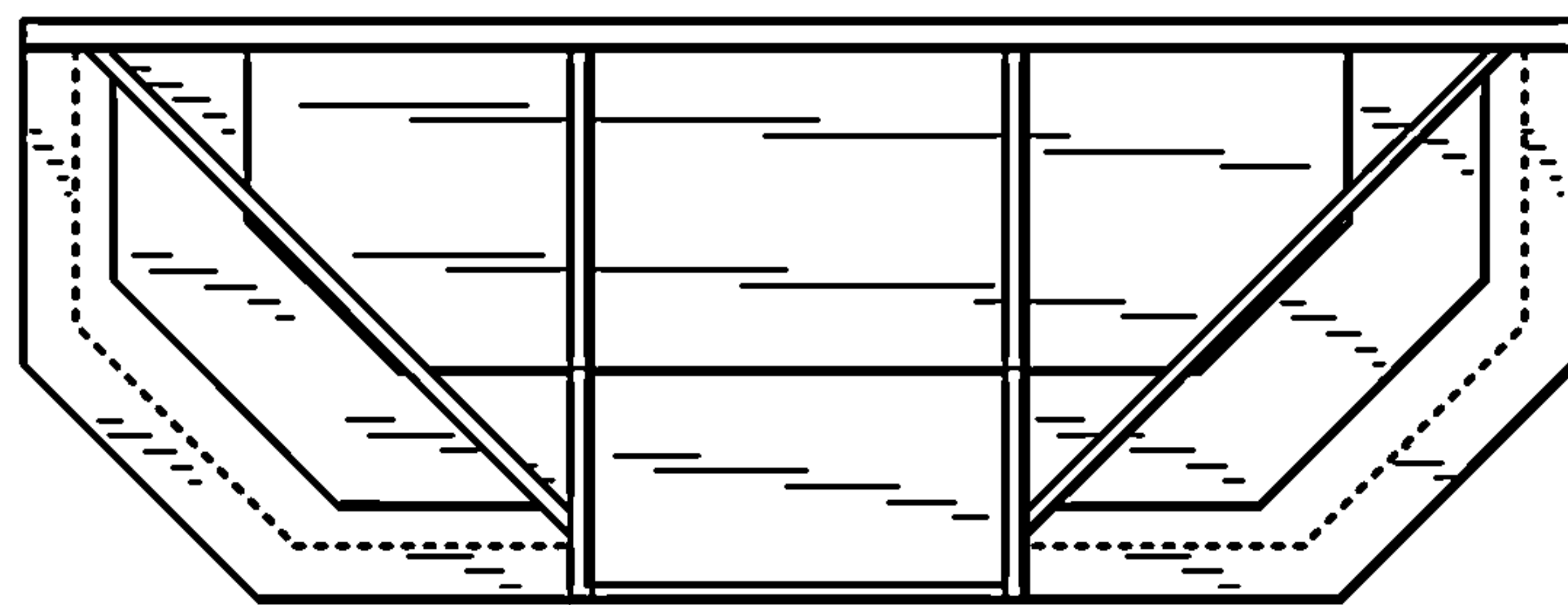


Fig. 6