



US00D685194S

(12) **United States Design Patent**  
**Takahashi**

(10) **Patent No.:** **US D685,194 S**  
(45) **Date of Patent:** **\*\* Jul. 2, 2013**

(54) **METAL SHEET MATERIAL**

- (71) Applicant: **Masaya Takahashi**, Tokyo (JP)
- (72) Inventor: **Masaya Takahashi**, Tokyo (JP)
- (73) Assignee: **Sumitomo Light Metal Industries, Ltd.**, Tokyo (JP)
- (\*\*) Term: **14 Years**
- (21) Appl. No.: **29/437,102**
- (22) Filed: **Nov. 13, 2012**

**Related U.S. Application Data**

- (62) Division of application No. 29/388,783, filed on Apr. 1, 2011, now Pat. No. Des. 673,779.

(30) **Foreign Application Priority Data**

Oct. 4, 2010	(JP)	.....	2010-023693
Feb. 16, 2011	(JP)	.....	2011-003172
Feb. 25, 2011	(JP)	.....	2011-004038
Feb. 25, 2011	(JP)	.....	2011-004040

- (51) **LOC (9) Cl.** ..... **05-06**
- (52) **U.S. Cl.**  
USPC ..... **D5/54**

(58) **Field of Classification Search**

USPC ..... D5/4, 7, 11, 43, 47, 50, 53-56, 61, D5/63, 99; D6/582, 602, 612, 613, 617, 622; D24/124-126; D32/40; 4/581; 5/402, 490, 5/495; 15/208, 215; 112/401, 402; 139/383 B, 139/383 R, 416, 420 B, 420 R, 428; 162/111, 162/116, 134, 140, 416; 245/2; 428/32, 37, 428/39, 57, 66.5, 79, 85, 181, 221, 542.6; 442/181, 320, 327; 604/385.01

See application file for complete search history.

(56) **References Cited**

**U.S. PATENT DOCUMENTS**

1,074,824 A 10/1913 Wadsworth  
(Continued)

**FOREIGN PATENT DOCUMENTS**

JP 9-254955 9/1997  
(Continued)

**OTHER PUBLICATIONS**

Un-published U.S. Appl. No. 13/809,502.  
*Primary Examiner* — Karen S Acker  
(74) *Attorney, Agent, or Firm* — J-Tek Law PLLC; Jeffrey D. Tekanic

(57) **CLAIM**

The ornamental design for a metal sheet material, as shown and described.

**DESCRIPTION**

FIG. 1 is an enlarged detail of a top view of the metal sheet material shown in FIG. 4;  
FIG. 2 is an enlarged detail of a bottom view of the metal sheet material shown in FIG. 5;  
FIG. 3 is an enlarged detail of a perspective top view of the metal sheet material shown in FIG. 6;  
FIG. 4 is a top view of my design, shown with perspective lines;  
FIG. 5 is a bottom view of my design, shown with perspective lines;  
FIG. 6 is a perspective top view of my design, shown with perspective lines;  
FIG. 7 is a top view according to FIG. 4, shown without perspective lines;  
FIG. 8 is a bottom view according to FIG. 5, shown without perspective lines; and,  
FIG. 9 is a perspective top view according to FIG. 6, shown without perspective lines.

The evenly-spaced broken lines represent the boundary of the claim and form no part of the claimed design.


The dot-dash-dot lines shown in FIGS. 4-6 represent the boundaries of the details shown in FIGS. 1-3, respectively, and form no part of the claimed design.

The thickness of the metal sheet material forms no part of the claimed design.

The metal sheet material can be used as a covering material for an automobile part, such as e.g., a hood or bonnet, a door, a roof, a floor, a trunk lid, a bumper, a crumple or crush zone (box), a door beam, etc., or as an interior or exterior covering material for building construction materials, such as e.g., a wall, a pipe, etc., or as a covering material for a container configured to hold one or more items, such as e.g., food or medicine.

The metal sheet material may comprise iron, aluminum and/or alloys thereof, such as, e.g., steel.

**1 Claim, 9 Drawing Sheets**



# US D685,194 S

Page 2

## U.S. PATENT DOCUMENTS

D71,046	S	9/1926	Boyd	
2,380,447	A	7/1945	Jungersen	
D173,158	S	10/1954	Johnson	
D178,569	S	8/1956	Hutchinson	
2,858,247	A	10/1958	De Swart	
D188,648	S	8/1960	Cohen et al.	
2,954,838	A	10/1960	Nuorivaara	
D190,068	S	4/1961	Vernon	
3,011,602	A	12/1961	Ensrud et al.	
3,096,032	A	7/1963	Davis	
3,118,523	A	1/1964	Giro	
3,302,359	A	2/1967	Alleaume	
3,362,118	A	1/1968	Brunner	
3,407,788	A	10/1968	Hagmann	
4,146,666	A	3/1979	Houtlosser	
4,588,258	A	5/1986	Hoopman	
D313,512	S	1/1991	Legare	
5,122,902	A	6/1992	Benson	
5,292,027	A	3/1994	Lueke	
5,612,117	A	3/1997	Belanger et al.	
5,889,615	A	3/1999	Dreyer et al.	
6,120,280	A	9/2000	Mimura et al.	
6,136,416	A	10/2000	Smith et al.	
6,383,607	B1	5/2002	Shin	
D625,110	S	10/2010	Koenig	
D647,704	S *	11/2011	Missoni	D5/47
D659,404	S *	5/2012	Hoernisch	D5/59
D662,325	S *	6/2012	Wong et al.	D5/47
8,293,072	B2 *	10/2012	Super et al.	162/109
D671,752	S *	12/2012	Anderson et al.	D5/47
D671,753	S *	12/2012	Anderson et al.	D5/47
8,328,985	B2 *	12/2012	Edwards et al.	162/111
D673,779	S	1/2013	Takahashi	
2007/0015000	A1	1/2007	Burdon	
2011/0206891	A1 *	8/2011	Eguchi et al.	428/95
2011/0262719	A1 *	10/2011	Pringle et al.	428/195.1
2012/0160434	A1 *	6/2012	Murray et al.	162/111

2012/0177939	A1 *	7/2012	Longepied et al.	428/546
2012/0269998	A1	10/2012	Takahashi	
2012/0273027	A1 *	11/2012	Convery	136/251

## FOREIGN PATENT DOCUMENTS

JP	10-166481	6/1998
JP	11-501587	2/1999
JP	2960402 B1	7/1999
JP	2000-136720	5/2000
JP	2000-257441	9/2000
JP	2000-288643	10/2000
JP	2002-307117	10/2002
JP	2002-307227	10/2002
JP	2002-321018	11/2002
JP	2003-261070	9/2003
JP	2004-26120	1/2004
JP	2004-106022	4/2004
JP	2004-218232	8/2004
JP	2005-232751	9/2005
JP	2006-137029	6/2006
JP	2006-305999	11/2006
JP	2007-23661	2/2007
JP	2007-55143	3/2007
JP	2007-112356	5/2007
JP	2008-180125	8/2008
JP	2009-257342	11/2009
JP	2011-27248	2/2011
JP	2011-101893	5/2011
JP	2011-110847	6/2011
JP	2011-147950	8/2011
JP	2011-156581	8/2011
JP	2011-202350	10/2011
JP	2011-230174	11/2011
JP	2012-30261	2/2012
WO	03/056111	7/2003
WO	2007/010868	1/2007
WO	2011/058922	5/2011
WO	2012/008059	1/2012

\* cited by examiner




FIG. 1




FIG. 2

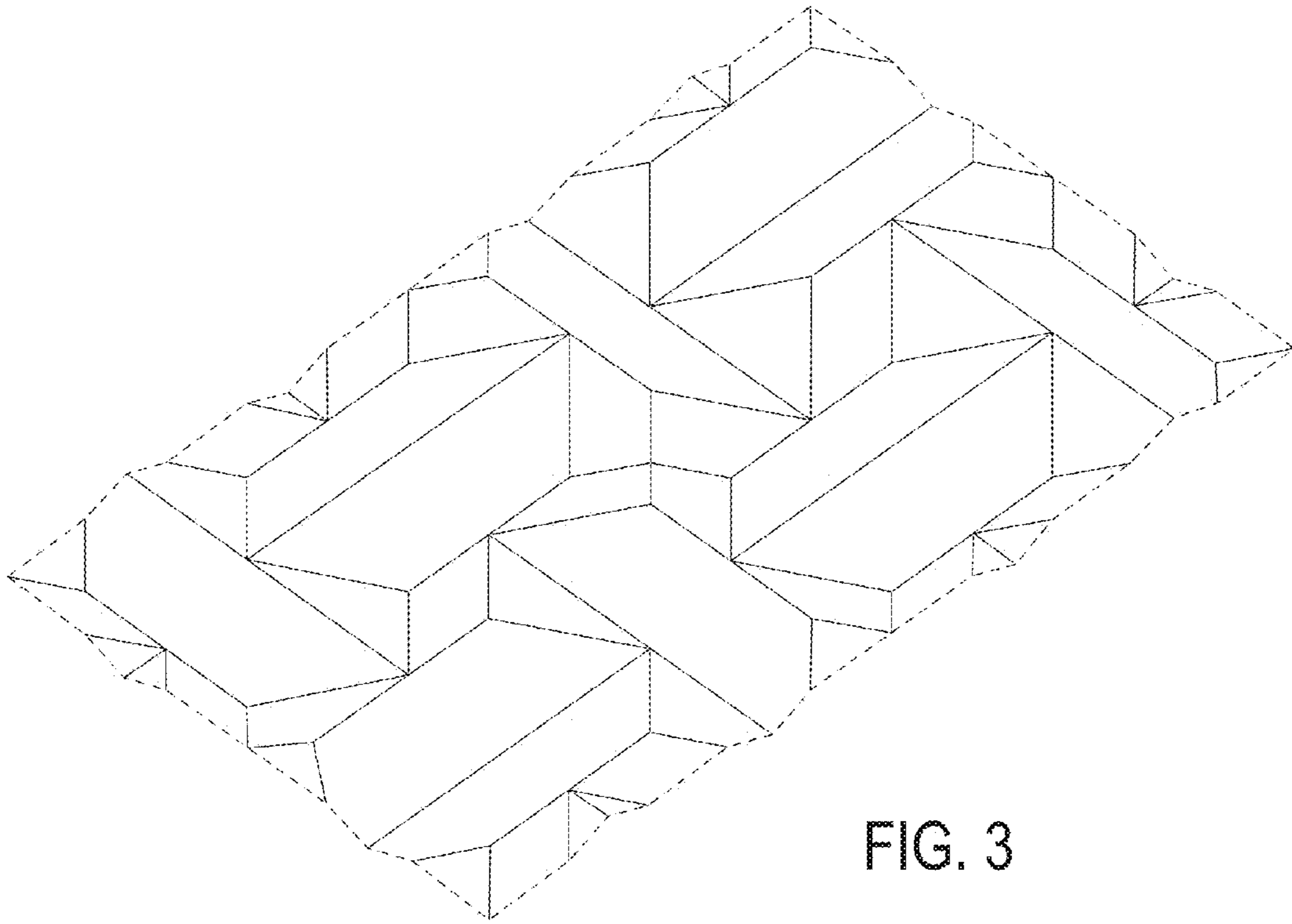


FIG. 3




FIG. 4




FIG. 5

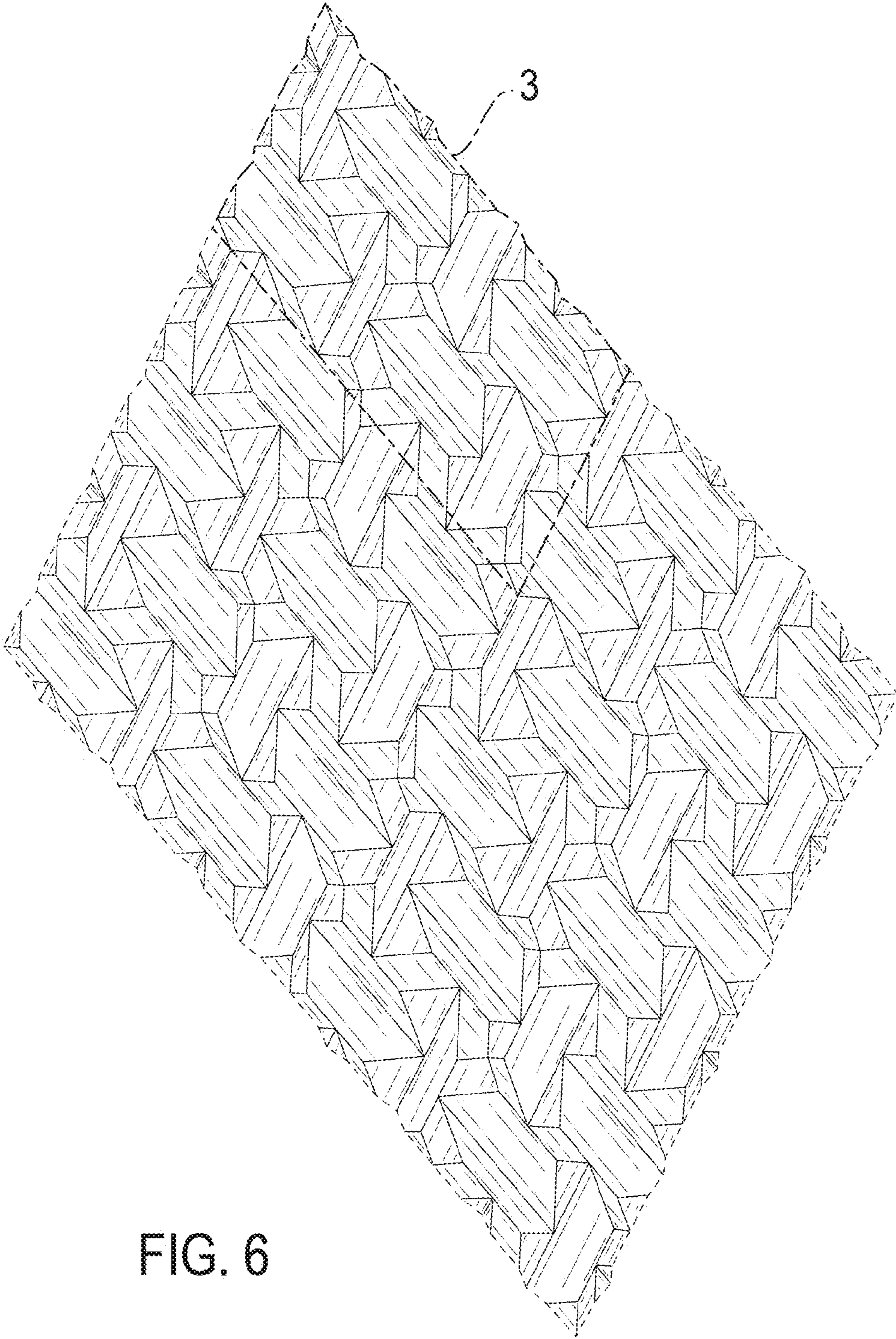


FIG. 6






FIG. 7




FIG. 8

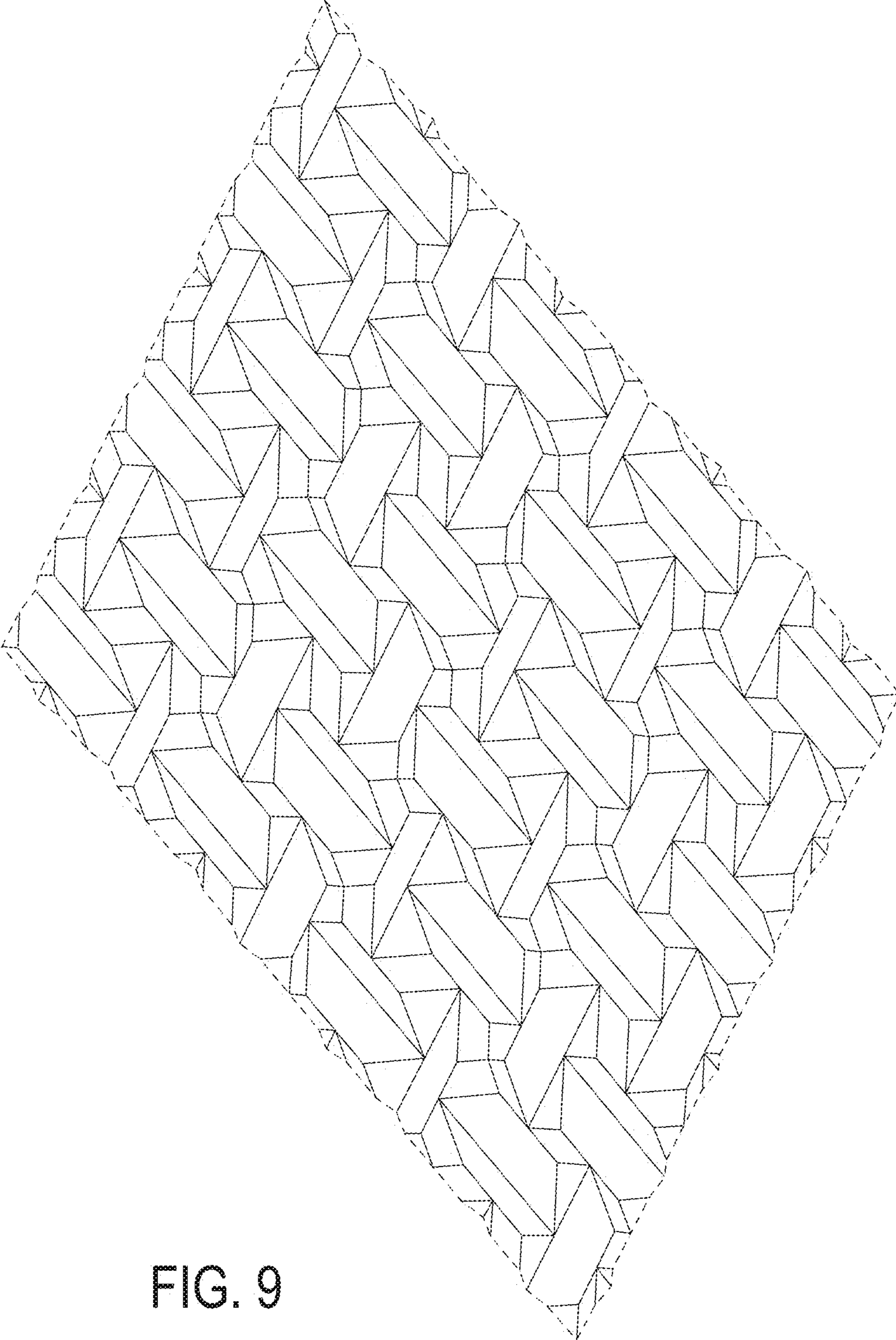


FIG. 9