



US00D685189S

(12) **United States Design Patent**
Adelman et al.

(10) **Patent No.:** **US D685,189 S**
(45) **Date of Patent:** **** Jul. 2, 2013**

(54) **CARD HOLDER ATTACHMENT**

Primary Examiner — Holly Baynham

(75) Inventors: **Gregory M. Adelman**, Boulder, CO (US); **William R. Brennan, Jr.**, Longmont, CO (US); **Richard N. Case**, Boulder, CO (US)

(74) *Attorney, Agent, or Firm* — Patton Boggs LLP

(57) **CLAIM**

The ornamental design for card holder attachment, as shown and described.

(73) Assignee: **Nite Ize, Inc.**, Boulder, CO (US)

DESCRIPTION

(**) Term: **14 Years**

(21) Appl. No.: **29/410,576**

(22) Filed: **Jan. 9, 2012**

Related U.S. Application Data

(63) Continuation-in-part of application No. 13/196,762, filed on Aug. 2, 2011.

(51) **LOC (9) Cl.** **03-01**

(52) **U.S. Cl.**
USPC **D3/318; D3/247**

(58) **Field of Classification Search**
USPC **D3/247, 249–253, 318; 150/130, 150/136–137**
See application file for complete search history.

FIG. 1 is a front perspective view of one embodiment of a card holder attachment;
FIG. 2 is a back perspective view of the card holder attachment of FIG. 1;
FIG. 3 is a front view of the card holder attachment of FIG. 1;
FIG. 4 is a right side view of the card holder attachment of FIG. 1;
FIG. 5 is a top view of the card holder attachment of FIG. 1;
FIG. 6 is a left side view of the card holder attachment of FIG. 1;
FIG. 7 is a back view of the card holder attachment of FIG. 1;
FIG. 8 is a bottom view of the card holder attachment of FIG. 1;
FIG. 9 is an expanded front perspective view of the card holder attachment of FIG. 1 showing the attachment with the cover removed;
FIG. 10 is an expanded back perspective view of the card holder attachment of FIG. 1 showing the attachment with the cover removed;
FIG. 12 is an expanded right side view of the card holder attachment of FIG. 1 showing the attachment with the cover removed;
FIG. 13 is an expanded back view of the card holder attachment of FIG. 1 showing the attachment with the cover removed; and,
FIG. 14 is an expanded left side view of the card holder attachment of FIG. 1 showing the attachment with the cover removed.

(56) **References Cited**

U.S. PATENT DOCUMENTS

2,118,875 A 5/1938 Windheim
2,530,695 A 11/1950 Helmert

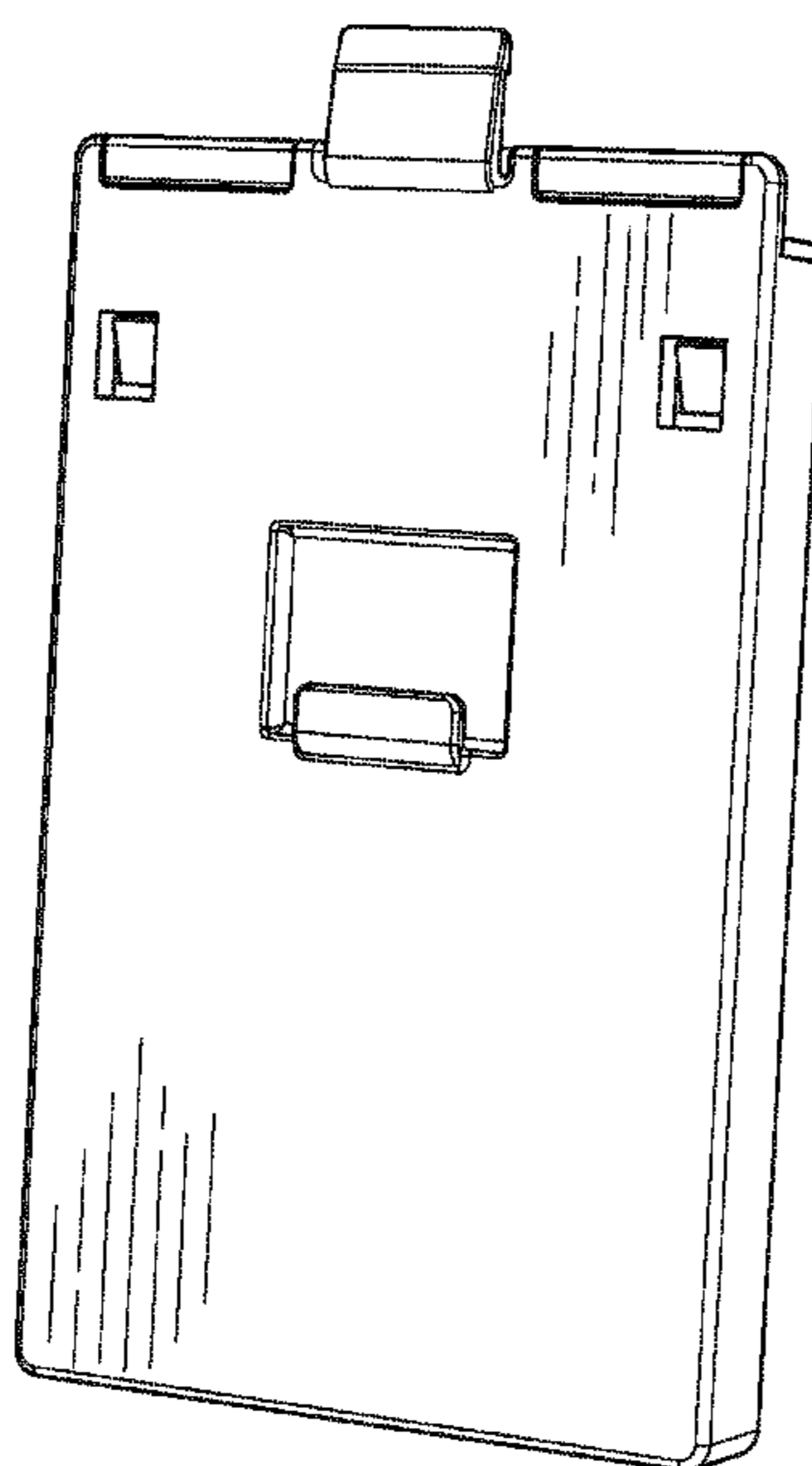
(Continued)

OTHER PUBLICATIONS

ACOR, ACOR present Volara 4E, Mar. 2, 2008; <http://acor.com/volara.htm>.

(Continued)

1 Claim, 8 Drawing Sheets



US D685,189 S

Page 2

U.S. PATENT DOCUMENTS

2,542,601	A	2/1951	Van Cleef
3,257,054	A	6/1966	Miesel
3,426,393	A	2/1969	Mead
3,543,353	A	12/1970	Meehan
3,564,667	A	2/1971	Parrick, III et al.
3,757,429	A	9/1973	Sumino
3,768,711	A	10/1973	Wilkinson
3,806,358	A	4/1974	Glander et al.
3,947,927	A	4/1976	Rosenthal
3,960,302	A	6/1976	Mazzoni, Jr.
4,015,762	A	4/1977	Mendillo
4,120,437	A	10/1978	Hara
4,463,885	A	8/1984	Ball et al.
4,483,470	A	11/1984	Cousins
4,484,378	A	11/1984	Kimura et al.
4,488,748	A	12/1984	Burkes
4,531,661	A	7/1985	Santy
4,540,006	A	9/1985	Collis
4,553,779	A	11/1985	Shortridge
4,641,454	A	2/1987	Ray et al.
4,648,414	A	3/1987	Fox et al.
4,666,417	A	5/1987	Hillman
4,753,355	A	6/1988	Hall et al.
4,761,053	A	8/1988	Cogelia et al.
4,817,837	A	4/1989	Grover
4,834,118	A	5/1989	Goeller
4,856,689	A	8/1989	Shore
4,867,478	A	9/1989	Anderson
4,915,996	A	4/1990	Curry
D310,909	S	10/1990	Bradtl
5,054,299	A	10/1991	Maveety
5,056,820	A	10/1991	Des Prez
5,104,017	A	4/1992	Vandagriff
5,190,336	A	3/1993	Palz
5,199,135	A	4/1993	Gold
5,234,370	A	8/1993	Shapero et al.
5,310,376	A	5/1994	Mayuzumi et al.
5,437,401	A	8/1995	Seltzer
5,468,036	A	11/1995	Brown
5,498,190	A	3/1996	Ganson
5,590,422	A	1/1997	Henderson
5,664,589	A	9/1997	Black
5,714,211	A	2/1998	Zinbarg et al.
5,769,994	A	6/1998	Booz et al.

D399,021	S	9/1998	Lam
5,853,212	A	12/1998	Daniel
5,916,006	A	6/1999	Ganson
D425,226	S	5/2000	Galli
6,113,170	A	9/2000	Daniel
6,114,036	A	9/2000	Rinehart et al.
6,206,542	B1	3/2001	Case et al.
6,237,740	B1	5/2001	Weatherall et al.
6,332,052	B1	12/2001	Luther et al.
6,372,344	B1	4/2002	Castellani et al.
6,848,663	B2	2/2005	Olive
7,011,879	B1	3/2006	Contreras et al.
7,123,801	B2	10/2006	Fitz
7,192,069	B1	3/2007	Daniel
7,250,213	B2	7/2007	Duncan
7,357,540	B2	4/2008	Booty, Jr.
7,377,828	B2	5/2008	Cheung
D588,735	S	3/2009	Woodard
D592,341	S	5/2009	Fan
D600,852	S	9/2009	Clepper et al.
D609,853	S	2/2010	Salatto-Rose
D622,429	S	8/2010	Jones
D628,798	S *	12/2010	Kalbach D3/247
D630,848	S *	1/2011	Long et al. D3/247
8,033,678	B2	10/2011	Patterson
2002/0028336	A1	3/2002	Jaccoud
2002/0118535	A1	8/2002	Nostrant
2005/0093205	A1	5/2005	Martin et al.
2005/0211357	A1	9/2005	Ren
2005/0274211	A1	12/2005	Edgman
2008/0124544	A1	5/2008	Alexander et al.
2008/0254281	A1	10/2008	Chen et al.
2009/0000086	A1	1/2009	Bing
2009/0095854	A1	4/2009	Forbes et al.
2009/0140016	A1	6/2009	Case et al.

OTHER PUBLICATIONS

International Search Report dated Dec. 9, 2011, in related PCT Application No. PCT/US2011/046304, 3 pages.
 Web page illustration from web site illustrating Grip Twist lock and carry device; griptwist.com; Dakota Trading corporation, 2008.
 Web page illustration from web site illustrating reusable silicone coated Sili Twists; www.wrapables.com; Wrapables, 2008.

* cited by examiner

FIG. 1

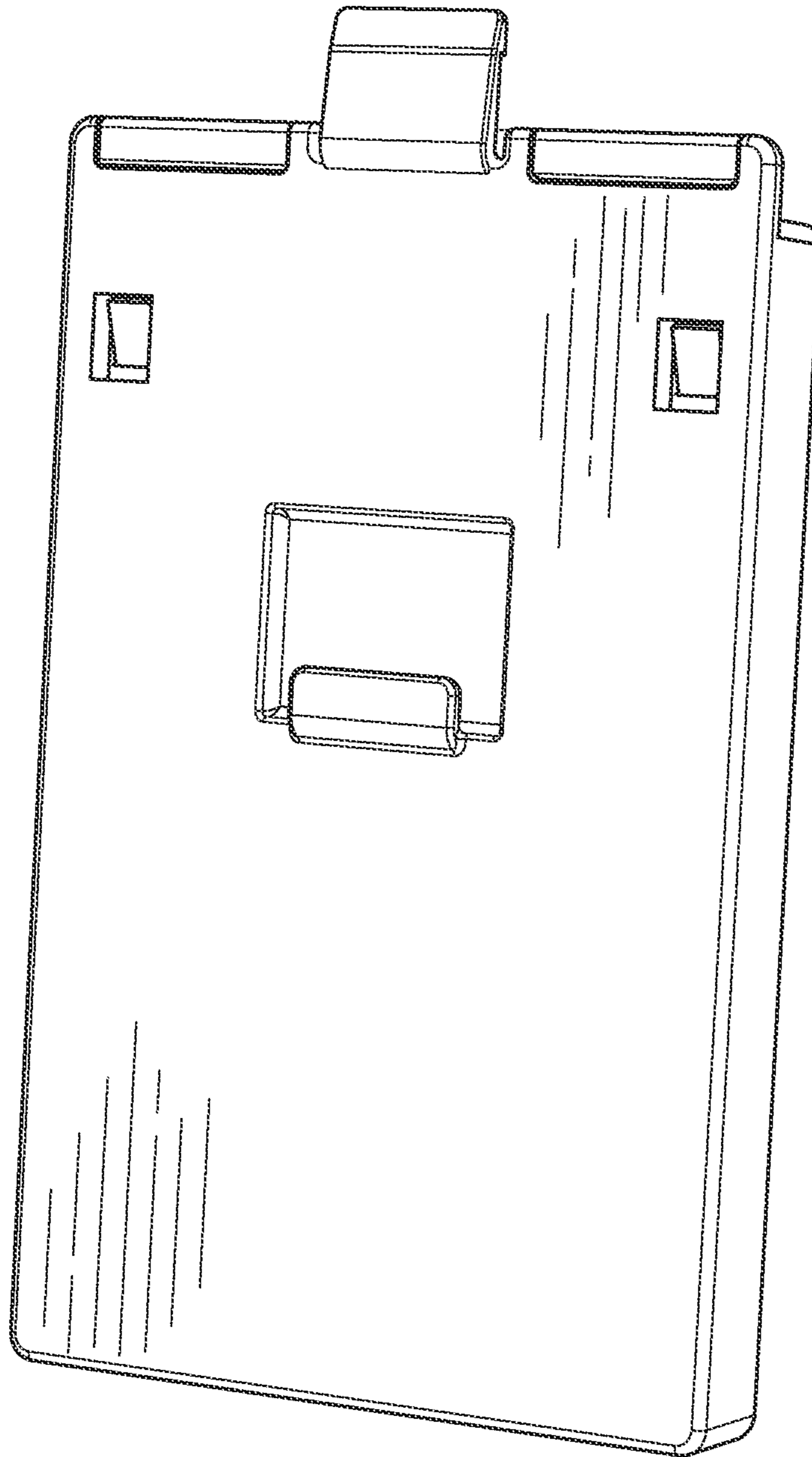


FIG. 2




FIG. 3

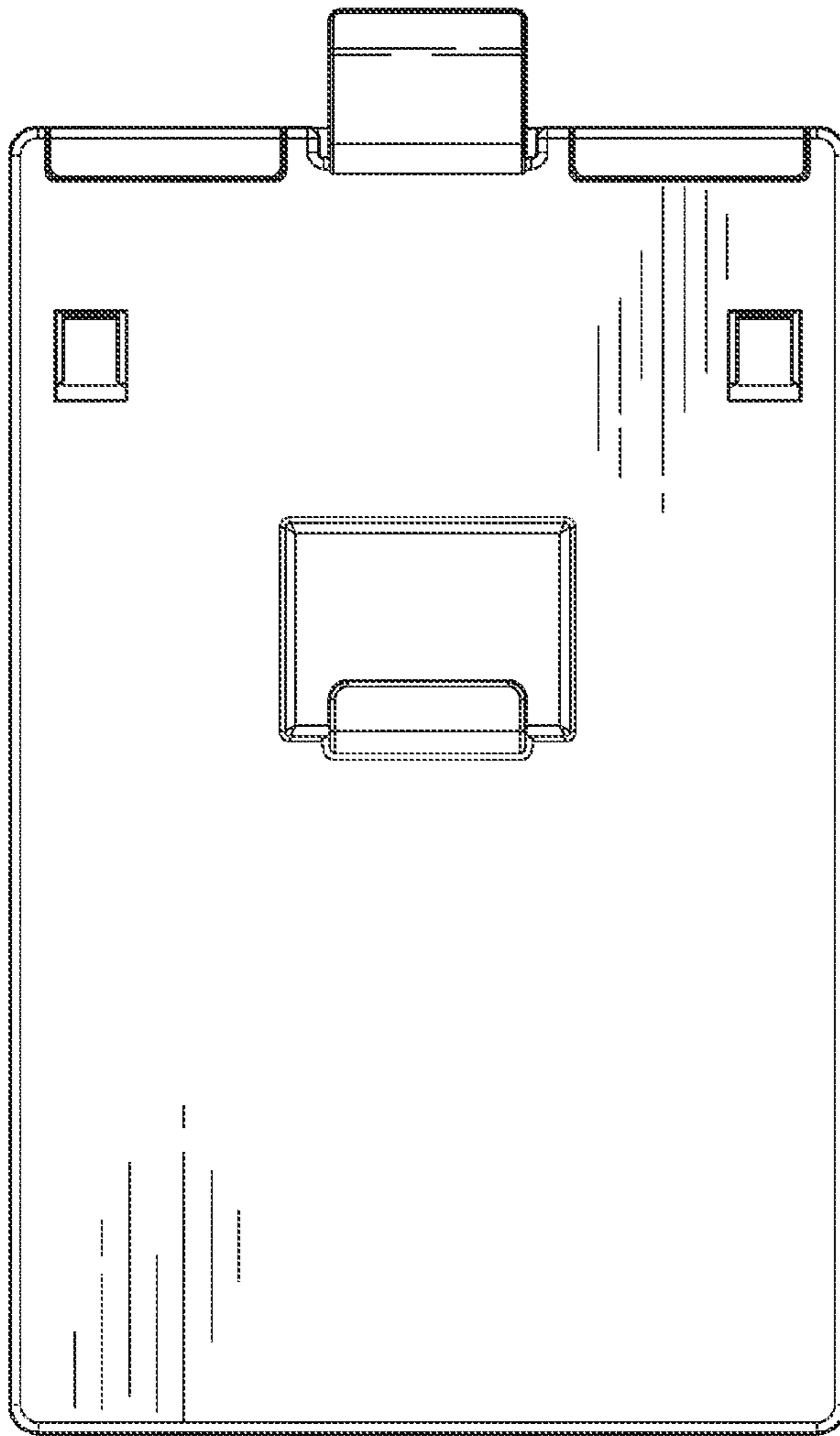


FIG. 4




FIG. 5

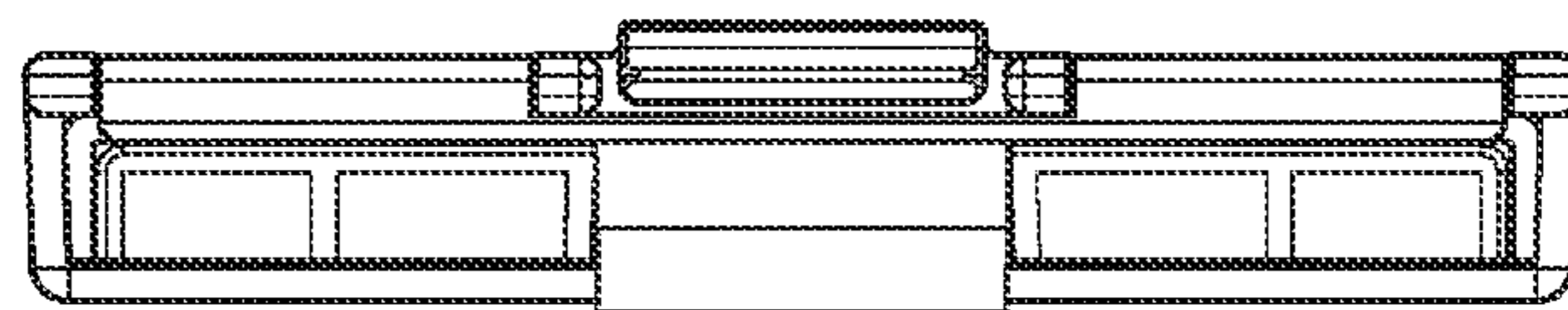


FIG. 6

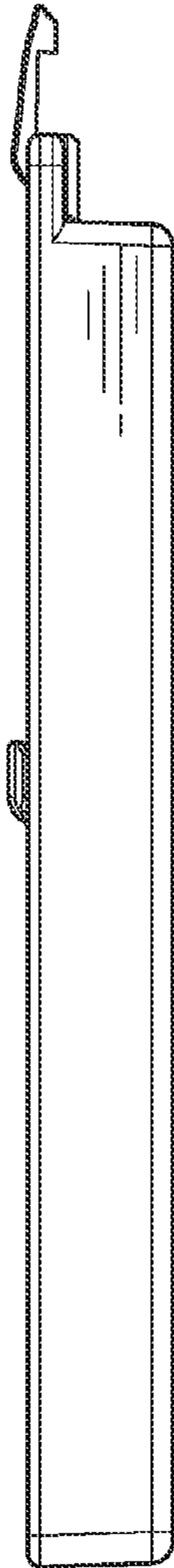


FIG. 7




FIG. 8




FIG. 9

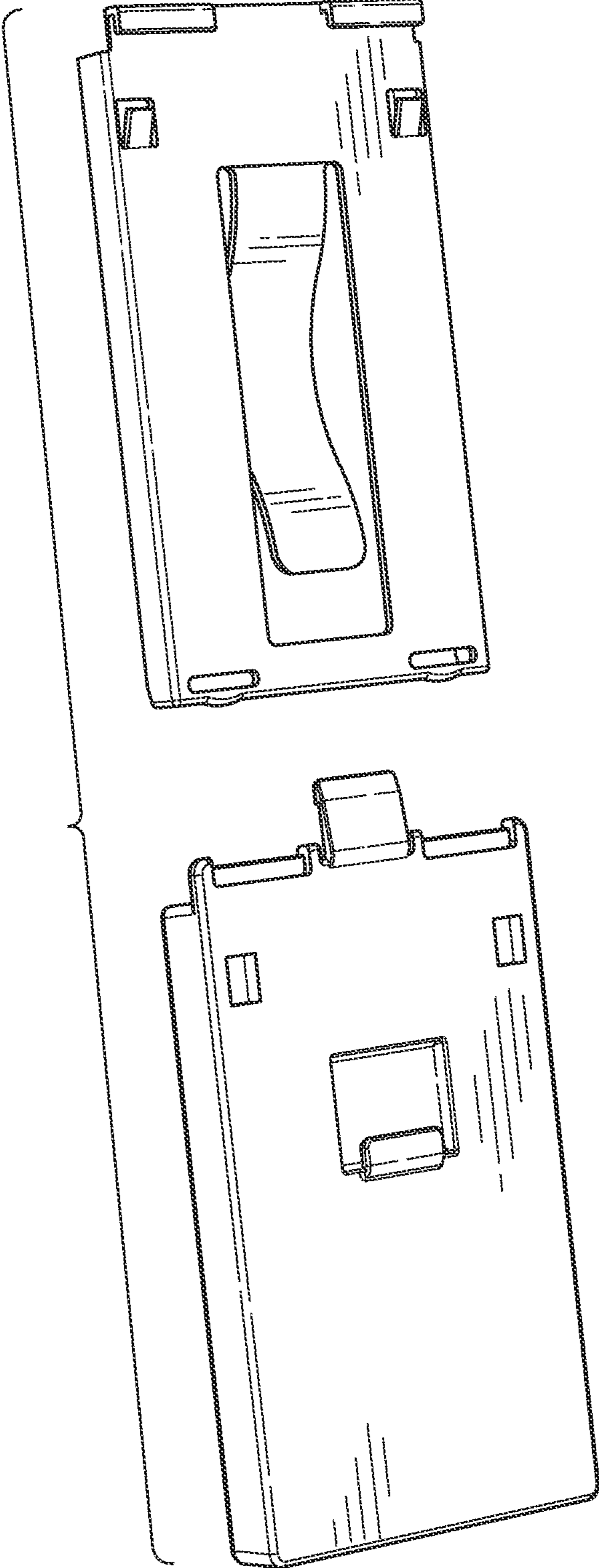


FIG. 10

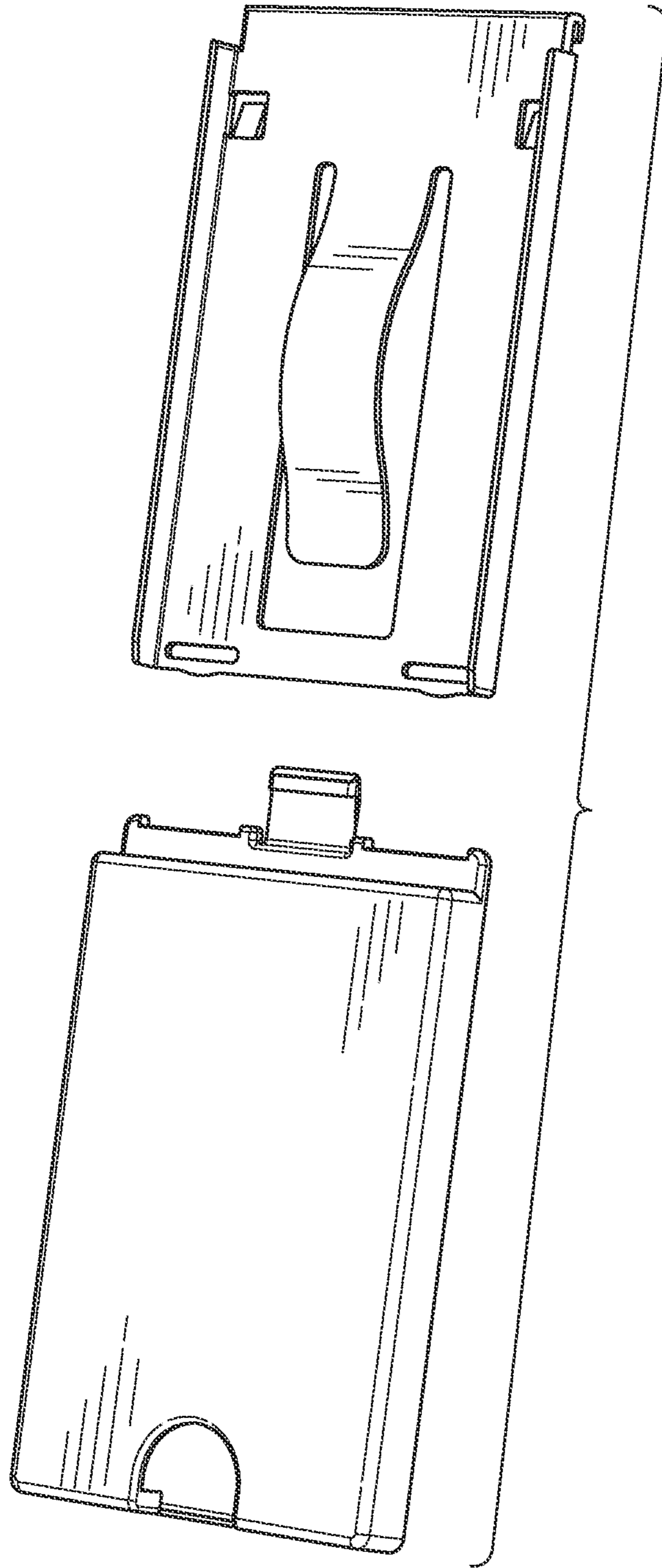


FIG. 11


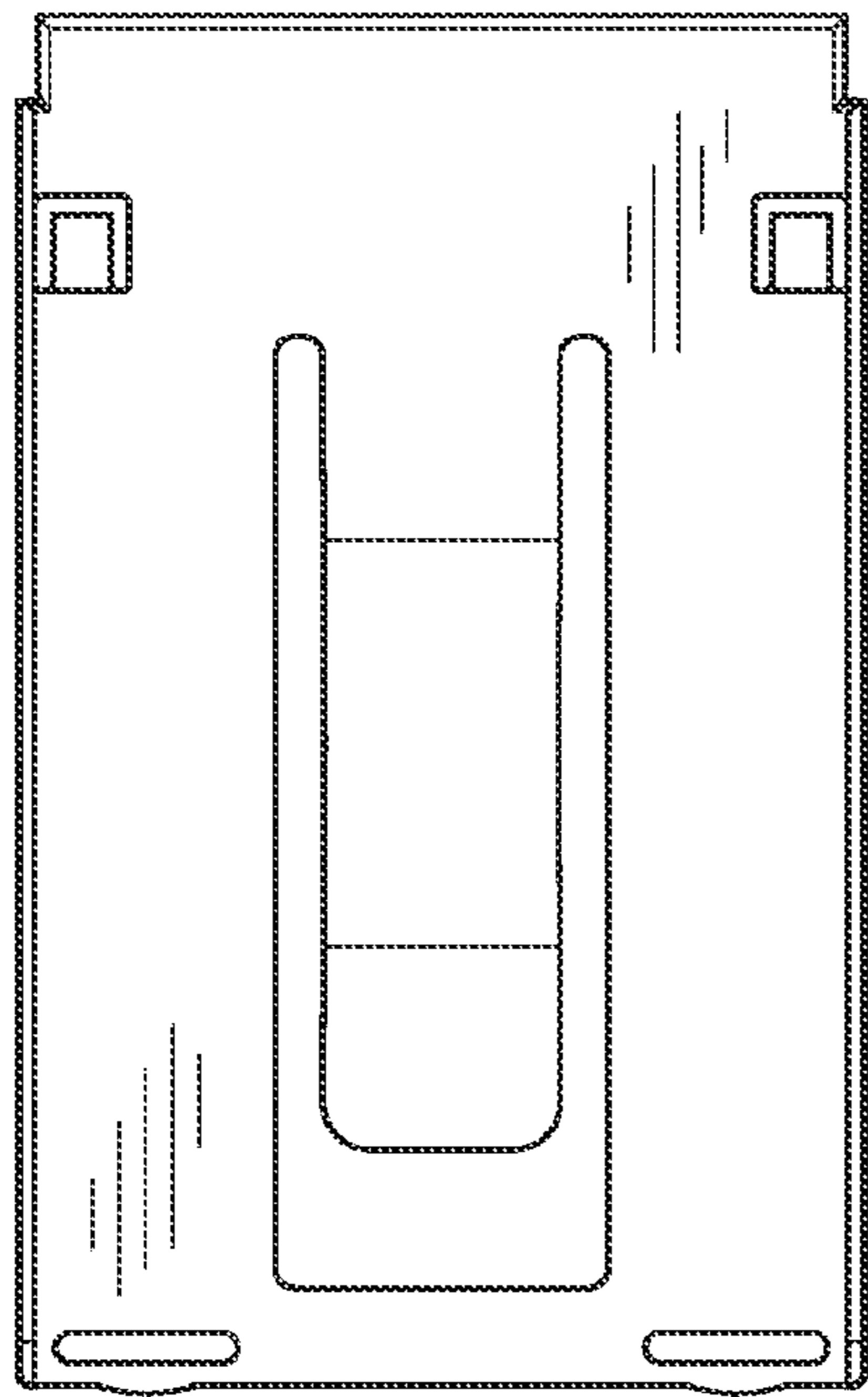


FIG. 12


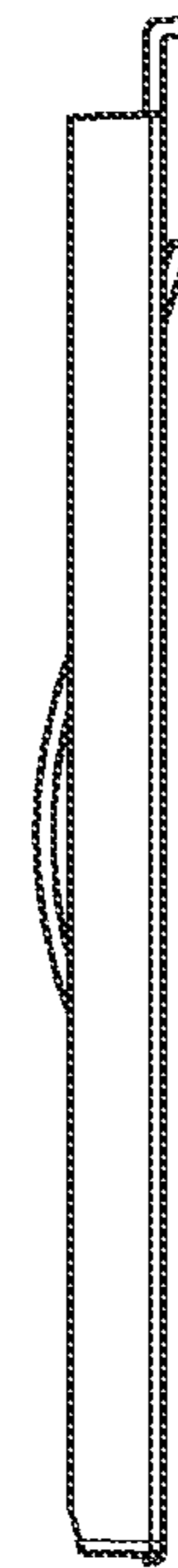


FIG. 13

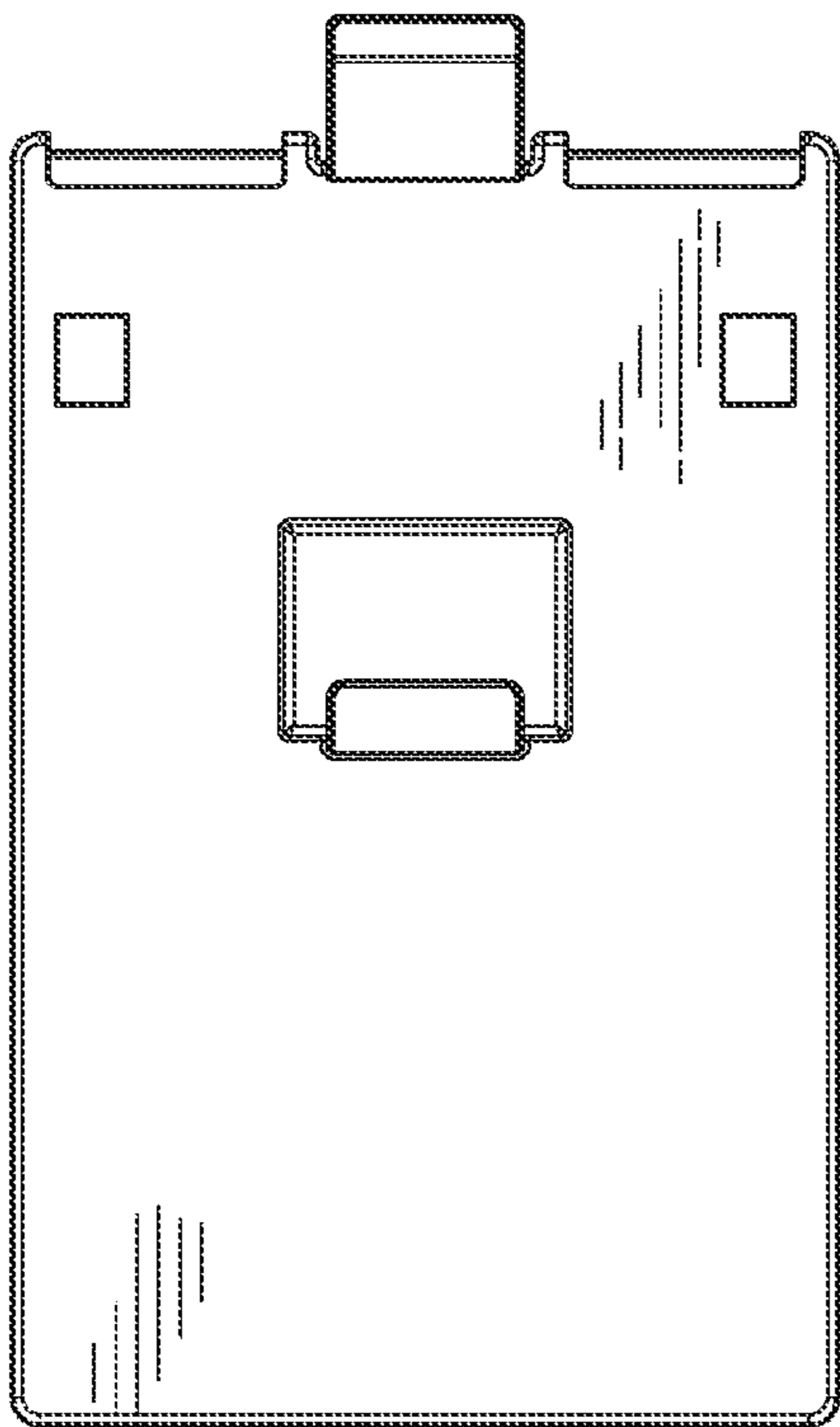
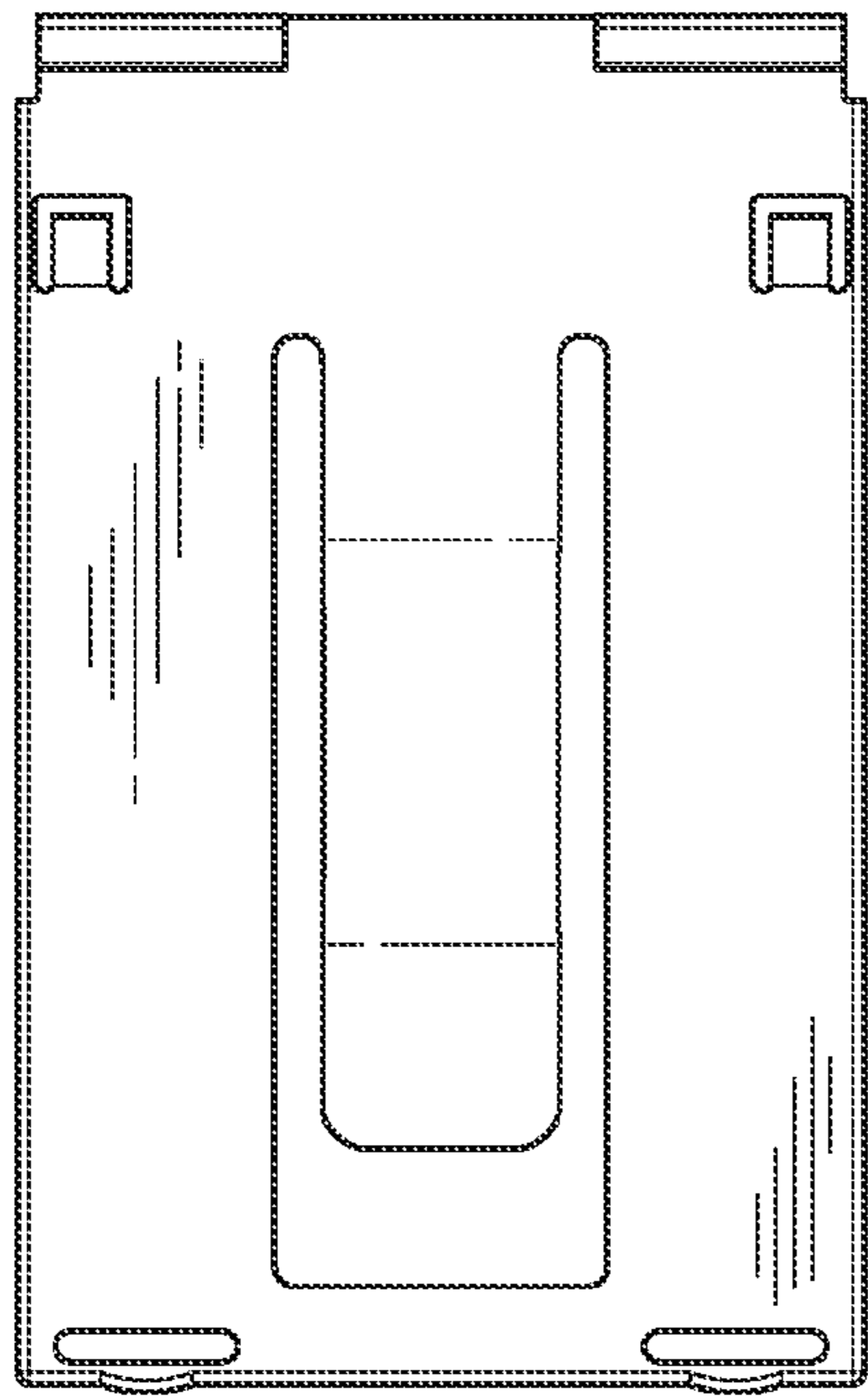


FIG. 14

