

US00D685188S

(12) **United States Design Patent**  
**Etherington et al.**

(10) **Patent No.:** **US D685,188 S**

(45) **Date of Patent:** **\*\* Jul. 2, 2013**

(54) **POINT OF SALE BASKET**

(71) Applicant: **Conopco, Inc.**, Englewood Cliffs, NJ  
(US)  
  
(72) Inventors: **Amy Monica Kempson Etherington**,  
London (GB); **Thomas Matthew Ward**,  
London (GB)  
  
(73) Assignee: **Conopco, Inc.**, Englewood Cliffs, NJ  
(US)  
  
(\*\*) Term: **14 Years**

(21) Appl. No.: **29/439,615**

(22) Filed: **Dec. 13, 2012**

(30) **Foreign Application Priority Data**

Jun. 19, 2012 (EM) ..... 002059758-0001

(51) **LOC (9) Cl.** ..... **03-01**

(52) **U.S. Cl.**  
USPC ..... **D3/306**

(58) **Field of Classification Search**  
USPC ..... D3/206, 208, 304, 306-308, 310-316;  
D19/75-77, 86, 90, 92; 206/214-215, 822;  
D12/411, 424

See application file for complete search history.

(56) **References Cited**

U.S. PATENT DOCUMENTS

3,200,983	A	*	8/1965	Walter	.....	220/533
D348,346	S	*	6/1994	Yoshikawa	.....	D3/310
D348,760	S	*	7/1994	Linder	.....	D3/306
D403,160	S	*	12/1998	Hill	.....	D3/315
D451,281	S	*	12/2001	Wodkowski et al.	.....	D3/315
D507,108	S	*	7/2005	Suero, Jr.	.....	D3/304
D512,223	S	*	12/2005	Snell	.....	D3/304
D518,551	S	*	4/2006	Moren	.....	D22/136
D551,455	S	*	9/2007	Norvell	.....	D3/306
D577,489	S	*	9/2008	Debowiecki	.....	D3/315
D586,558	S	*	2/2009	Ziemann et al.	.....	D3/304
D624,319	S	*	9/2010	Riedel et al.	.....	D3/313
D650,175	S	*	12/2011	Lee	.....	D3/306
D655,505	S	*	3/2012	James	.....	D3/306

\* cited by examiner

*Primary Examiner* — Kelley Donnelly

(74) *Attorney, Agent, or Firm* — Ellen Plotkin

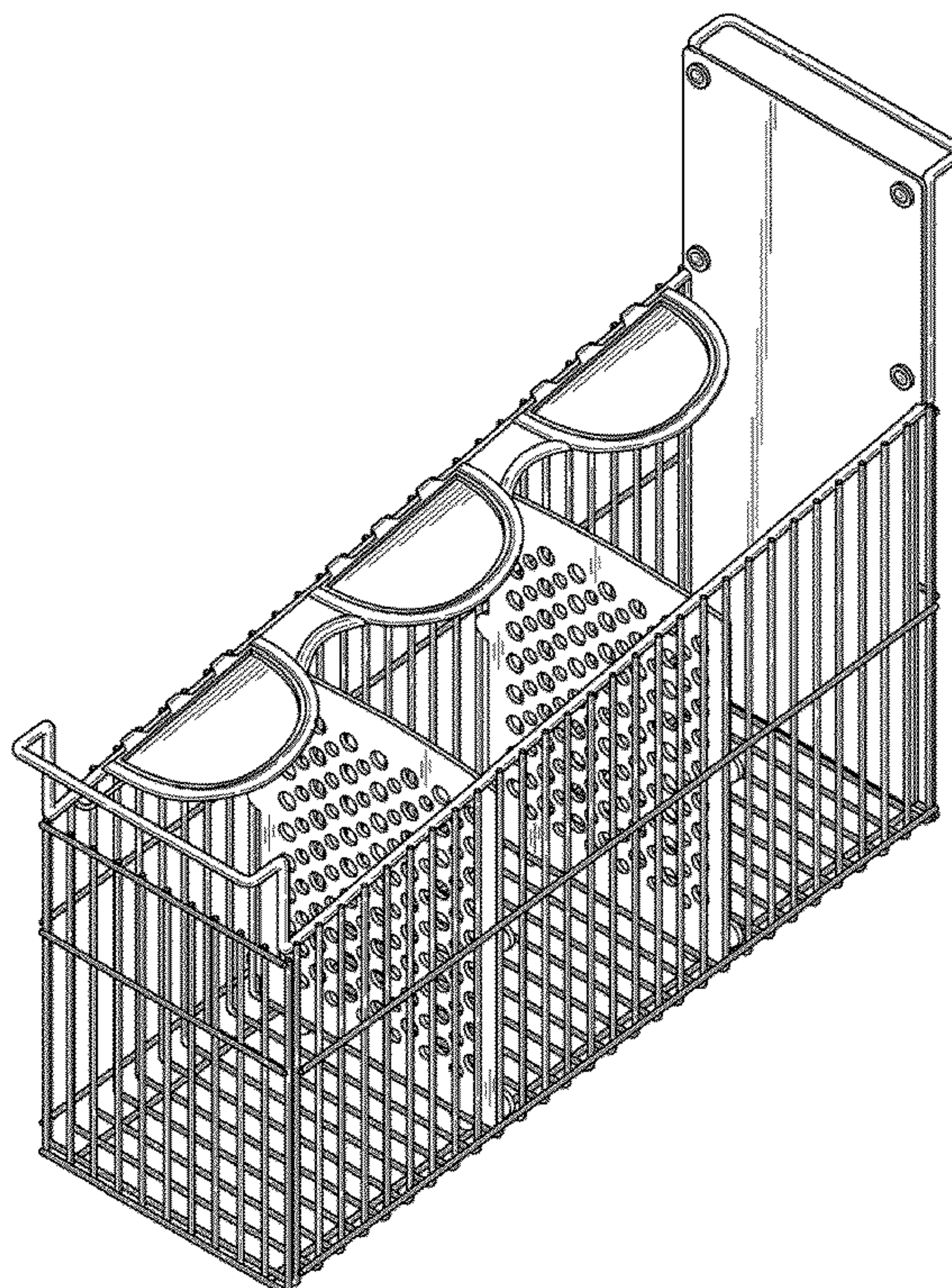
(57) **CLAIM**

An ornamental design for a point of sale basket, as shown and described.

**DESCRIPTION**

FIG. 1 is a perspective view of the front and side plan of a point of sale basket design thereof;  
FIG. 2 is a front view thereof;  
FIG. 3 is a back view thereof;  
FIG. 4 is a right side plan view thereof;  
FIG. 5 is a left side plan view thereof;  
FIG. 6 is a top plan view thereof; and,  
FIG. 7 is a bottom plan view thereof.

**1 Claim, 5 Drawing Sheets**





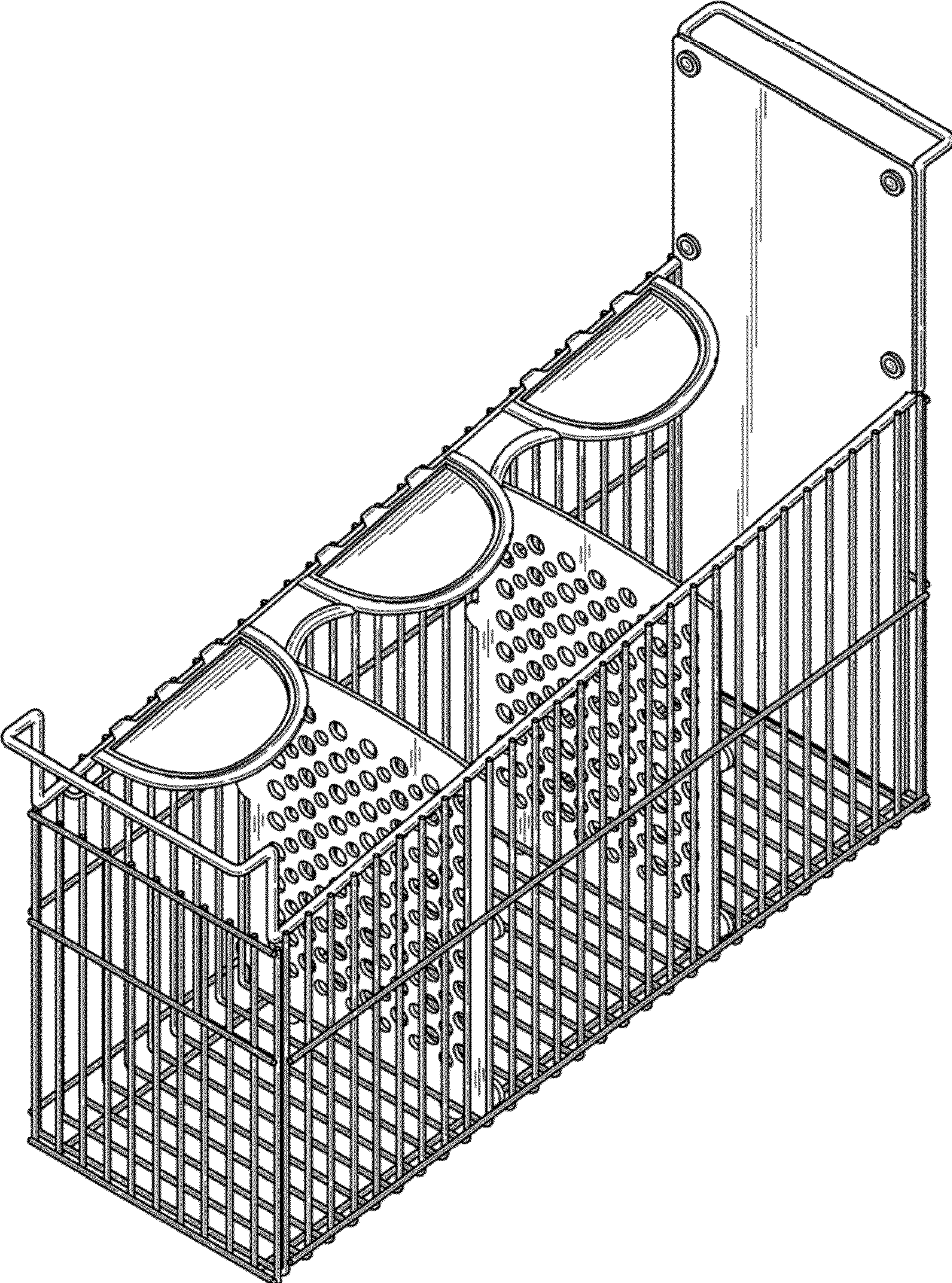


Fig. 1



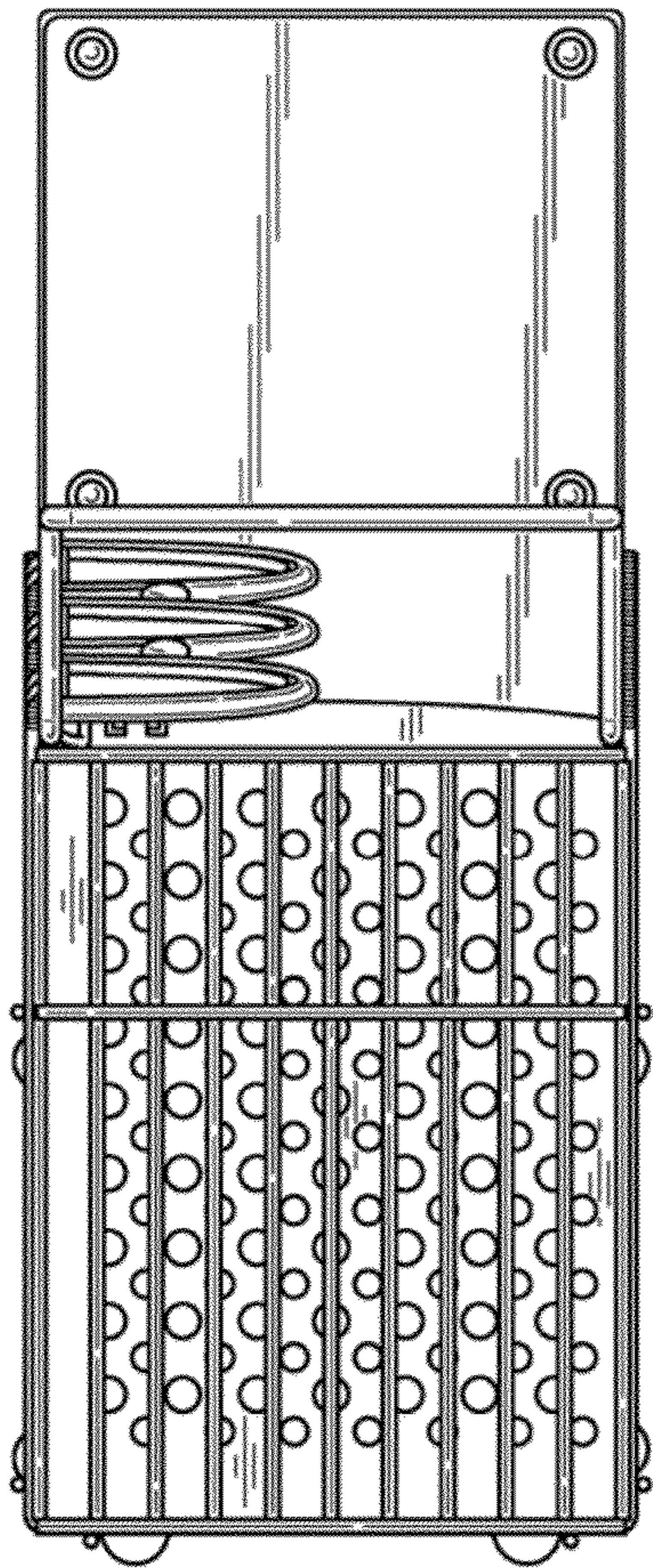


Fig. 2

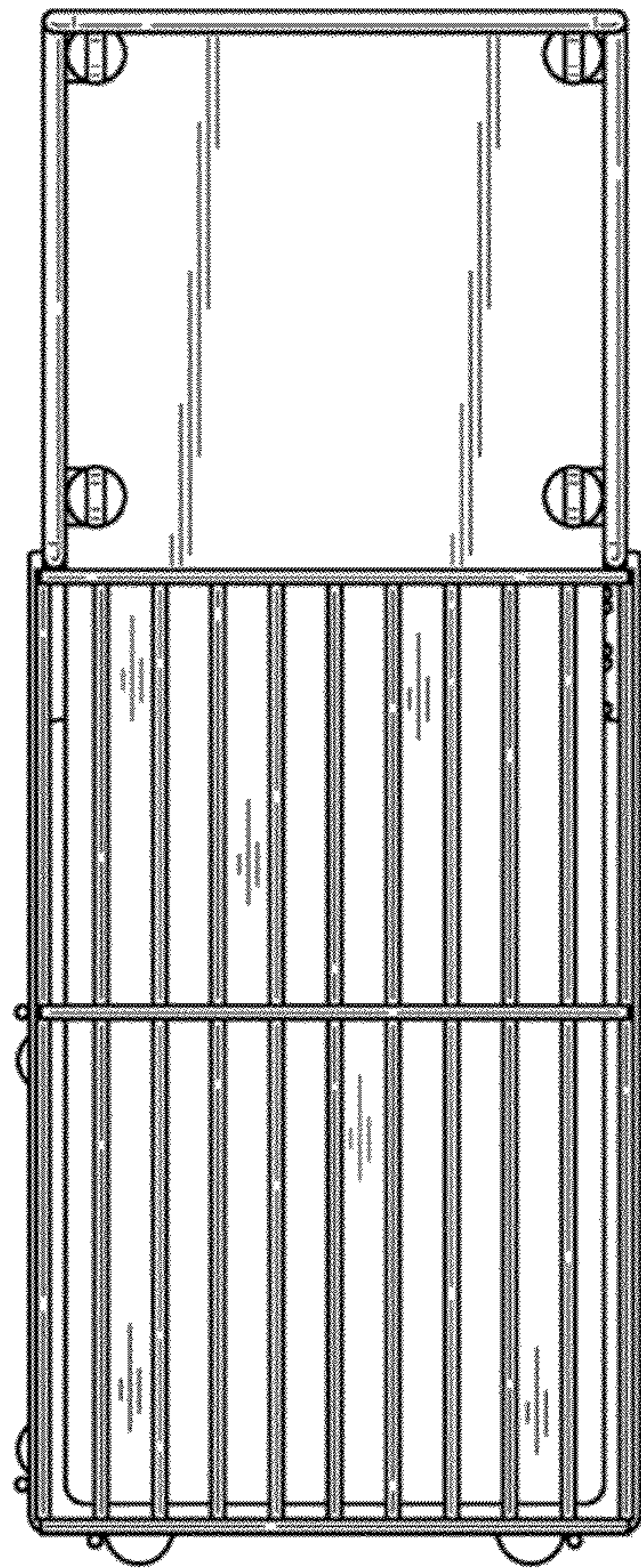


Fig. 3



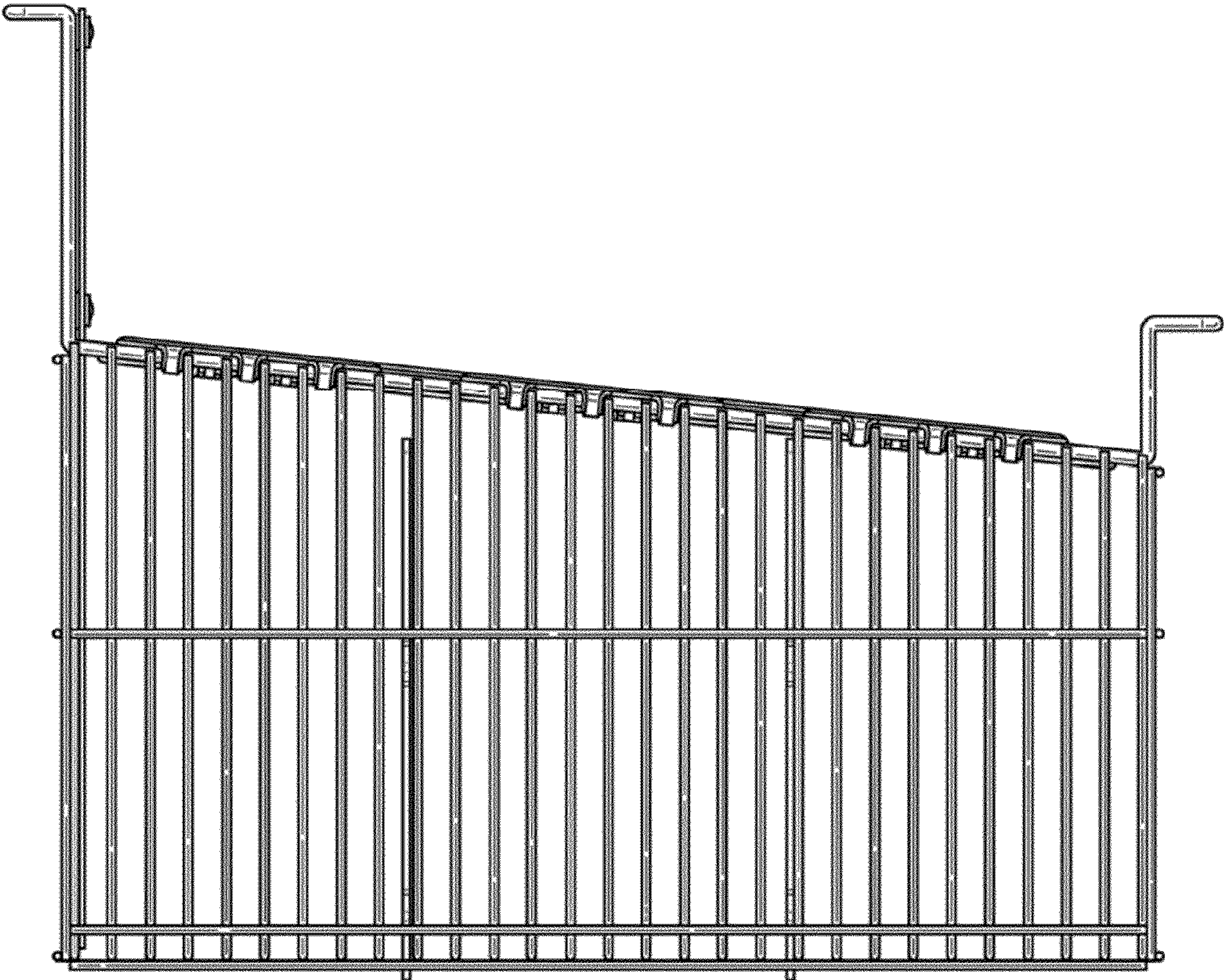


Fig. 4






Fig. 5



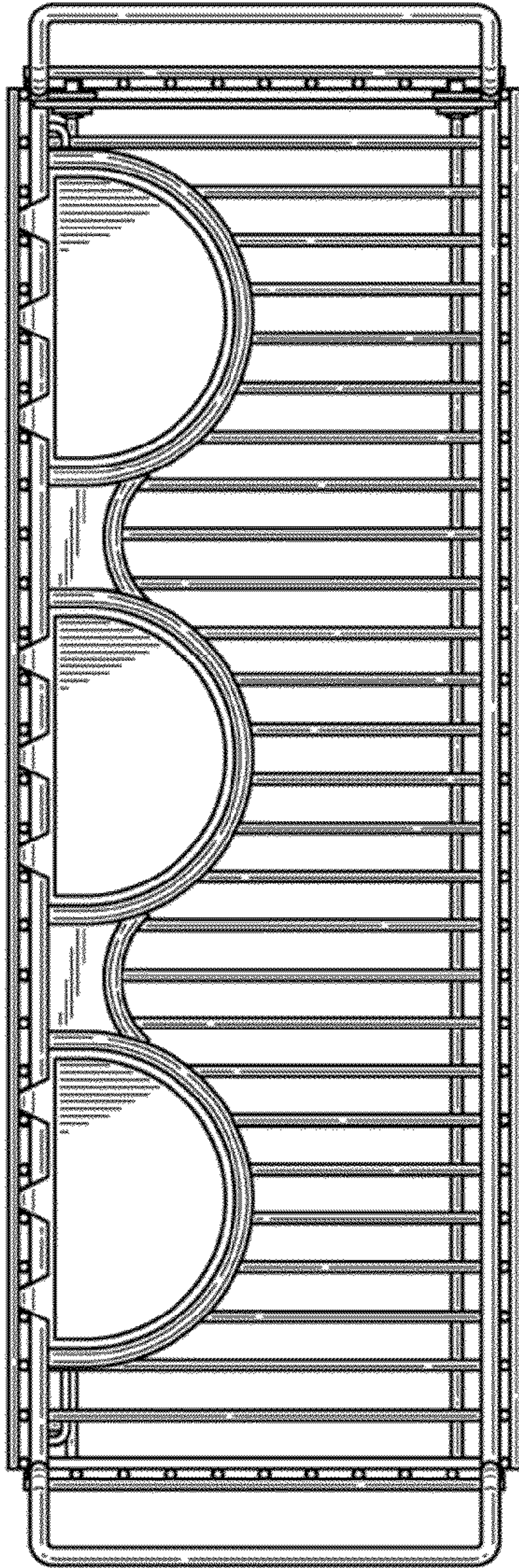


Fig. 6

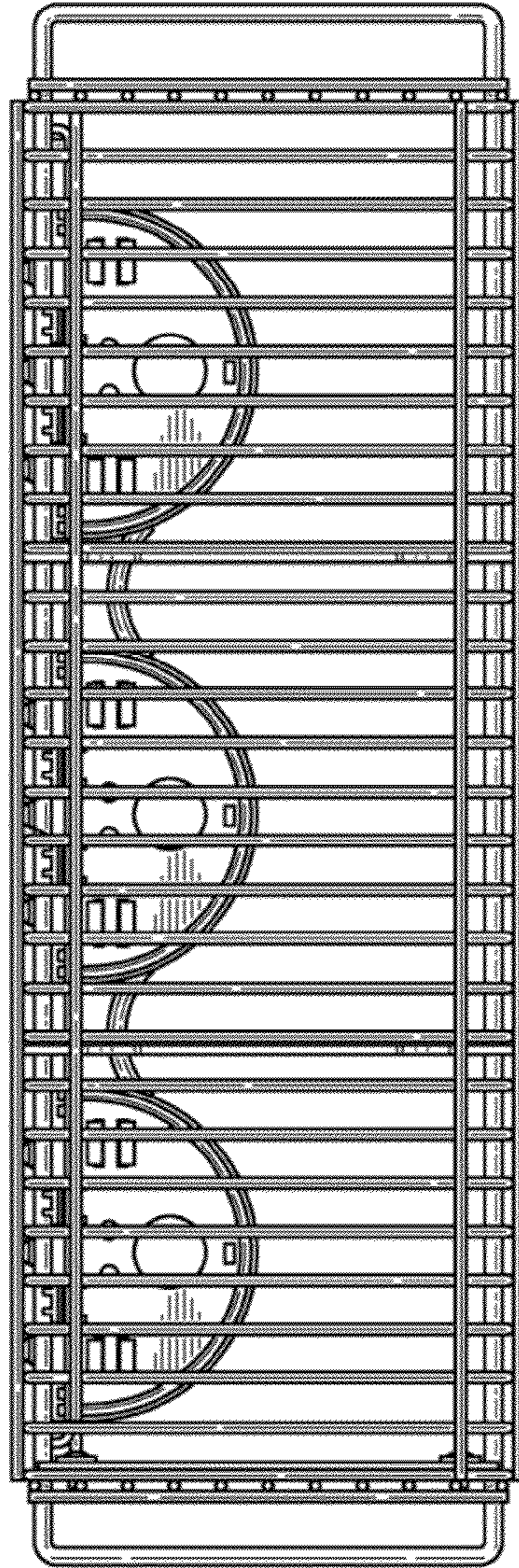


Fig. 7