



US00D685175S

(12) **United States Design Patent**
Pizzuti

(10) **Patent No.:** **US D685,175 S**

(45) **Date of Patent:** **** Jul. 2, 2013**

(54) **SHOE UPPER**

(71) Applicant: **NIKE, Inc.**, Beaverton, OR (US)

(72) Inventor: **Aaron Pizzuti**, Portland, OR (US)

(73) Assignee: **Nike, Inc.**, Beaverton, OR (US)

(**) Term: **14 Years**

(21) Appl. No.: **29/438,693**

(22) Filed: **Nov. 30, 2012**

(51) **LOC (9) Cl.** **02-99**

(52) **U.S. Cl.**
USPC **D2/972**

(58) **Field of Classification Search**
USPC D2/902, 906-908, 944, 969, 972-974;
36/45, 50.1, 77 M, 77 R, 83, 88, 113, 114,
36/126-131

See application file for complete search history.

(56) **References Cited**

U.S. PATENT DOCUMENTS

D258,548 S	3/1981	Famolare	
D337,872 S	8/1993	Bevier	
D341,703 S	11/1993	Hatfield	
D342,602 S	12/1993	Morris	
D364,498 S	11/1995	Teague	
D401,756 S *	12/1998	Avar	D2/972
D415,882 S	11/1999	McDowell	
D447,859 S	9/2001	Matis et al.	
D499,249 S *	12/2004	Hlavacs	D2/972
D512,213 S	12/2005	Hlavacs	
D516,286 S	3/2006	Hubbard	
D543,347 S	5/2007	Holmes	
D544,684 S *	6/2007	Lupo	D2/972
D554,845 S *	11/2007	Caine	D2/972

D600,901 S *	9/2009	St-Louis et al.	D2/969
D610,339 S	2/2010	Mermet	
D613,937 S *	4/2010	Usui	D2/972
D643,608 S *	8/2011	Teteriatnikov	D2/969

OTHER PUBLICATIONS

Nike Footwear Catalog, Footwear: Fall 2005, p. 13.
Nike Footwear Catalog, Footwear: Fall 2005, p. 115.
Nike Footwear Catalog, Footwear: Fall 2005, p. 178.
Nike Footwear Catalog, Footwear: Holiday 2005, p. 31.
Nike Footwear Catalog, Footwear: Men's Performance 2011, p. 5.
Nike Footwear Catalog, Footwear: Men's Performance 2011, p. 63.
Nike Footwear Catalog, Footwear: Women's Performance 2011, p. 8.
Nike Footwear Catalog, Footwear: Women's Performance 2011, p. 21.

* cited by examiner

Primary Examiner — Dominic Simone

(74) *Attorney, Agent, or Firm* — Lane Powell PC

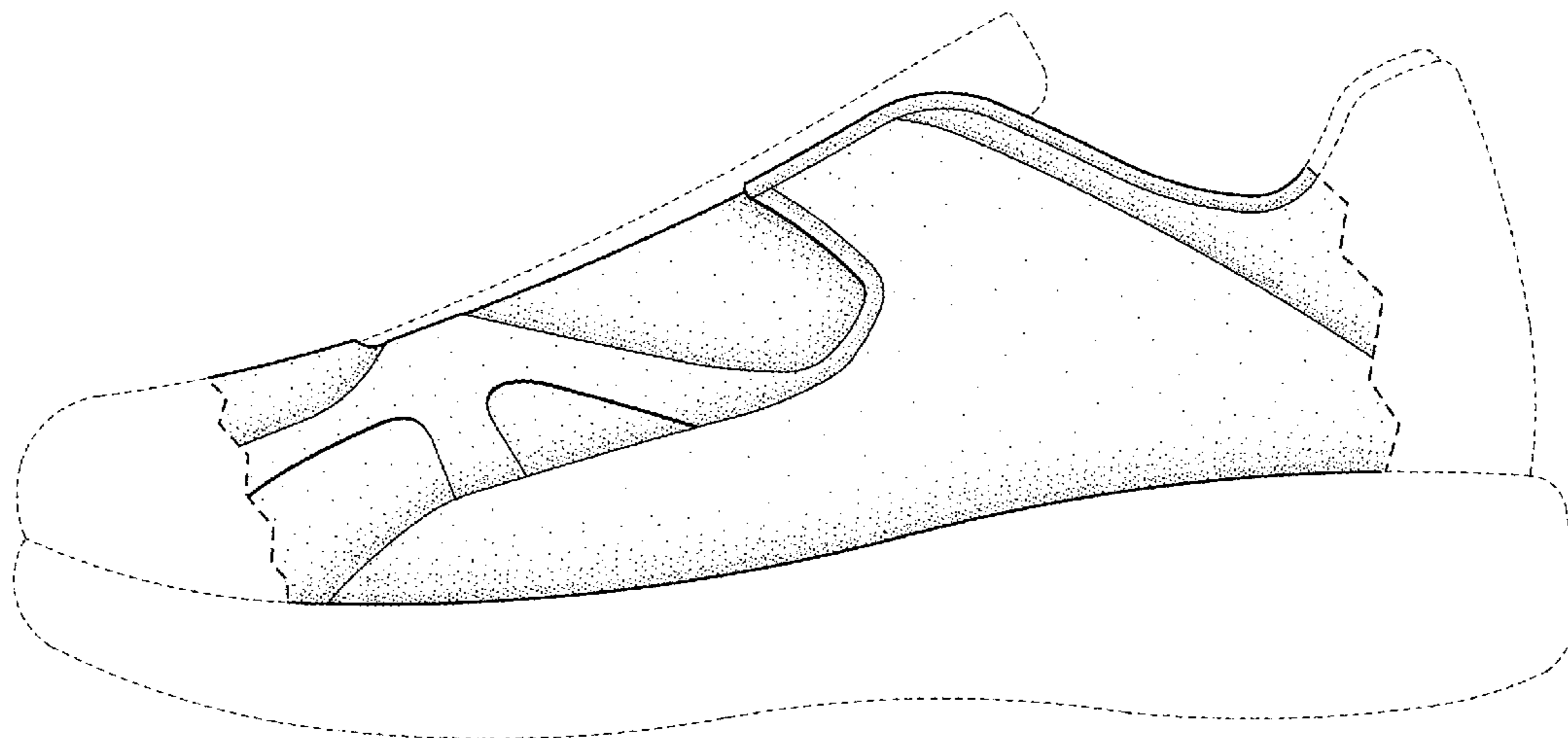
(57) **CLAIM**

The ornamental design for a shoe upper, as shown and described.

DESCRIPTION

FIG. 1 is a front perspective view of a shoe upper showing my new design;
FIG. 2 is a side view thereof;
FIG. 3 is a front view thereof; and,
FIG. 4 is a top view thereof.
The broken lines immediately adjacent to the shaded region form the boundaries of the claimed design. The remainder of the shoe is for environmental purposes only and forms no part of the claimed design.

1 Claim, 4 Drawing Sheets



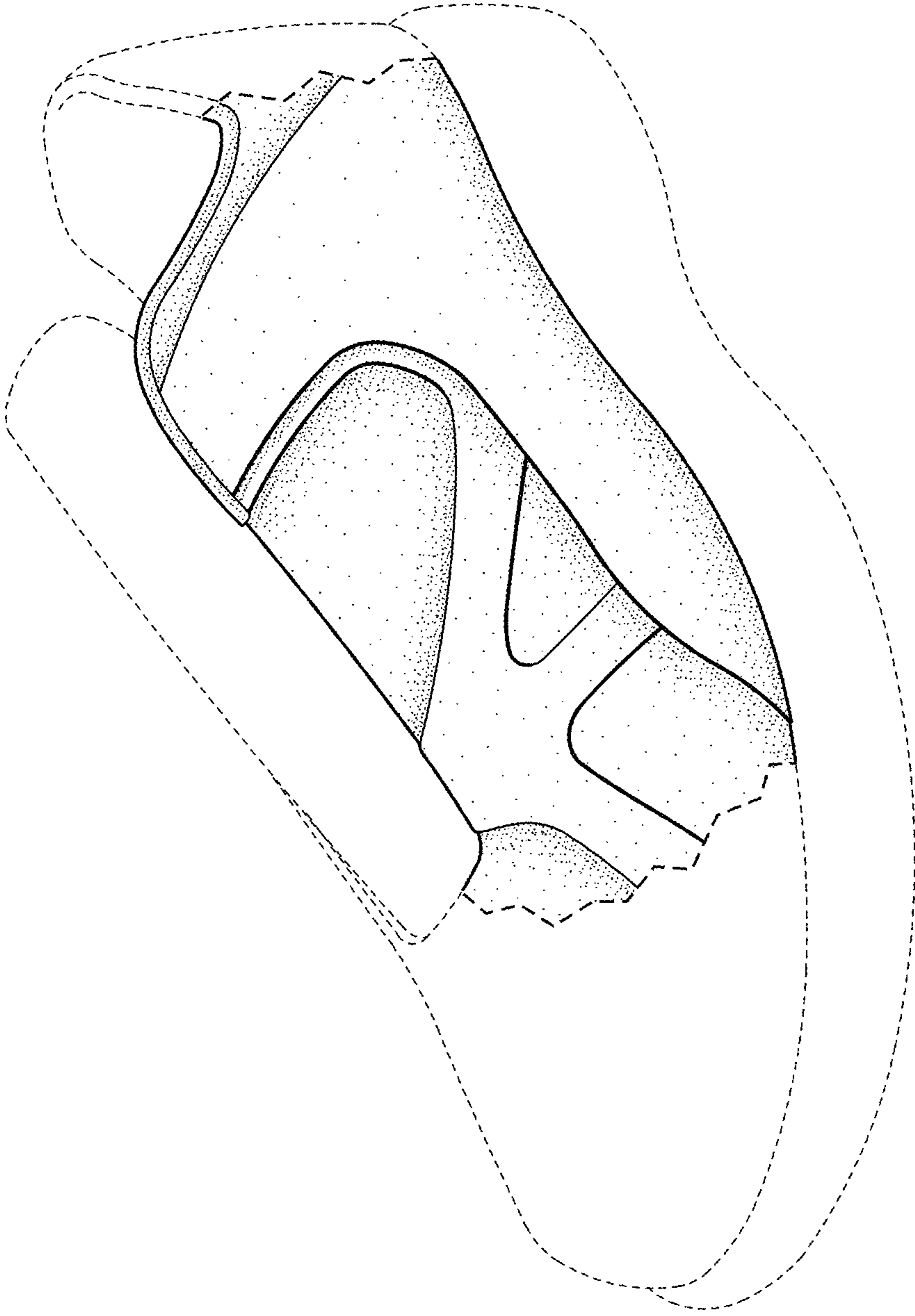


FIG. 1

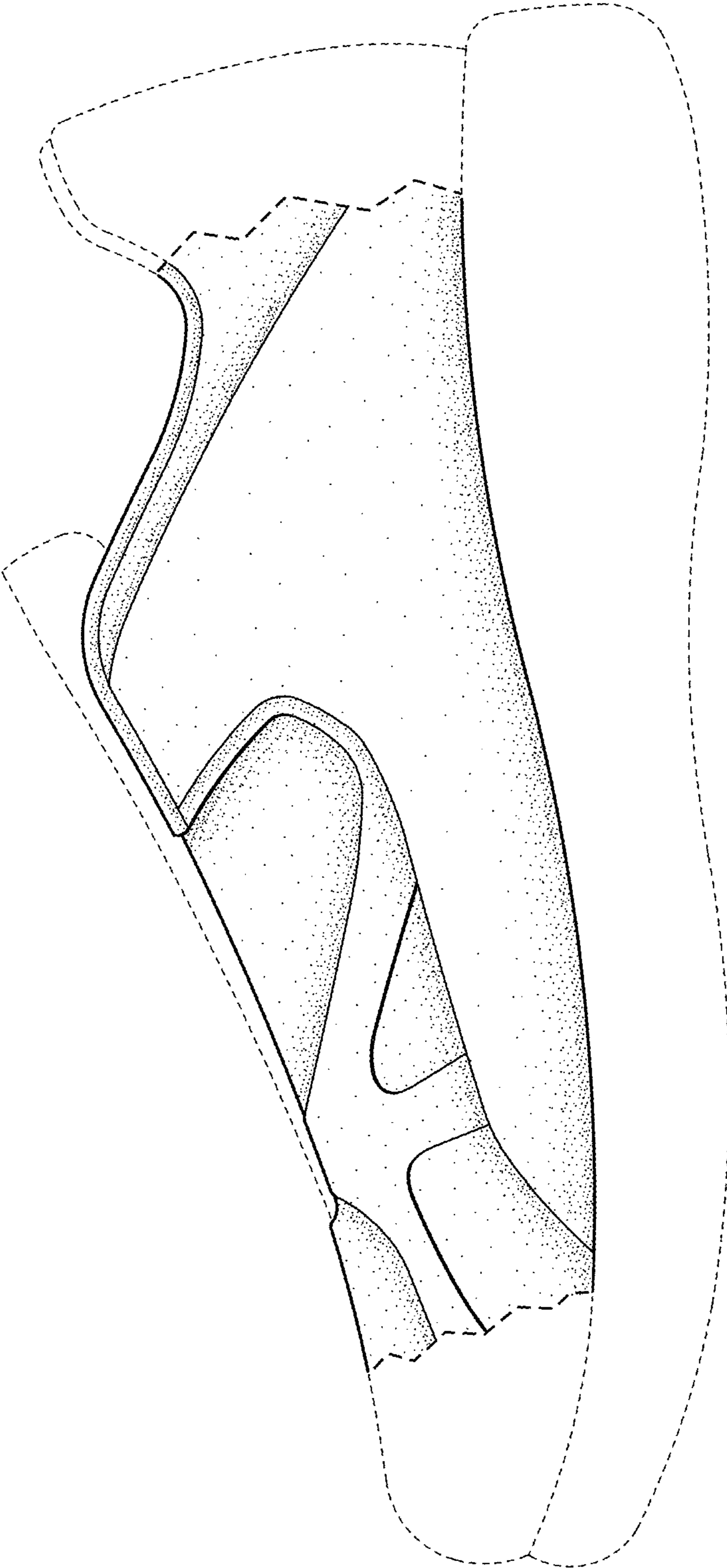


FIG. 2

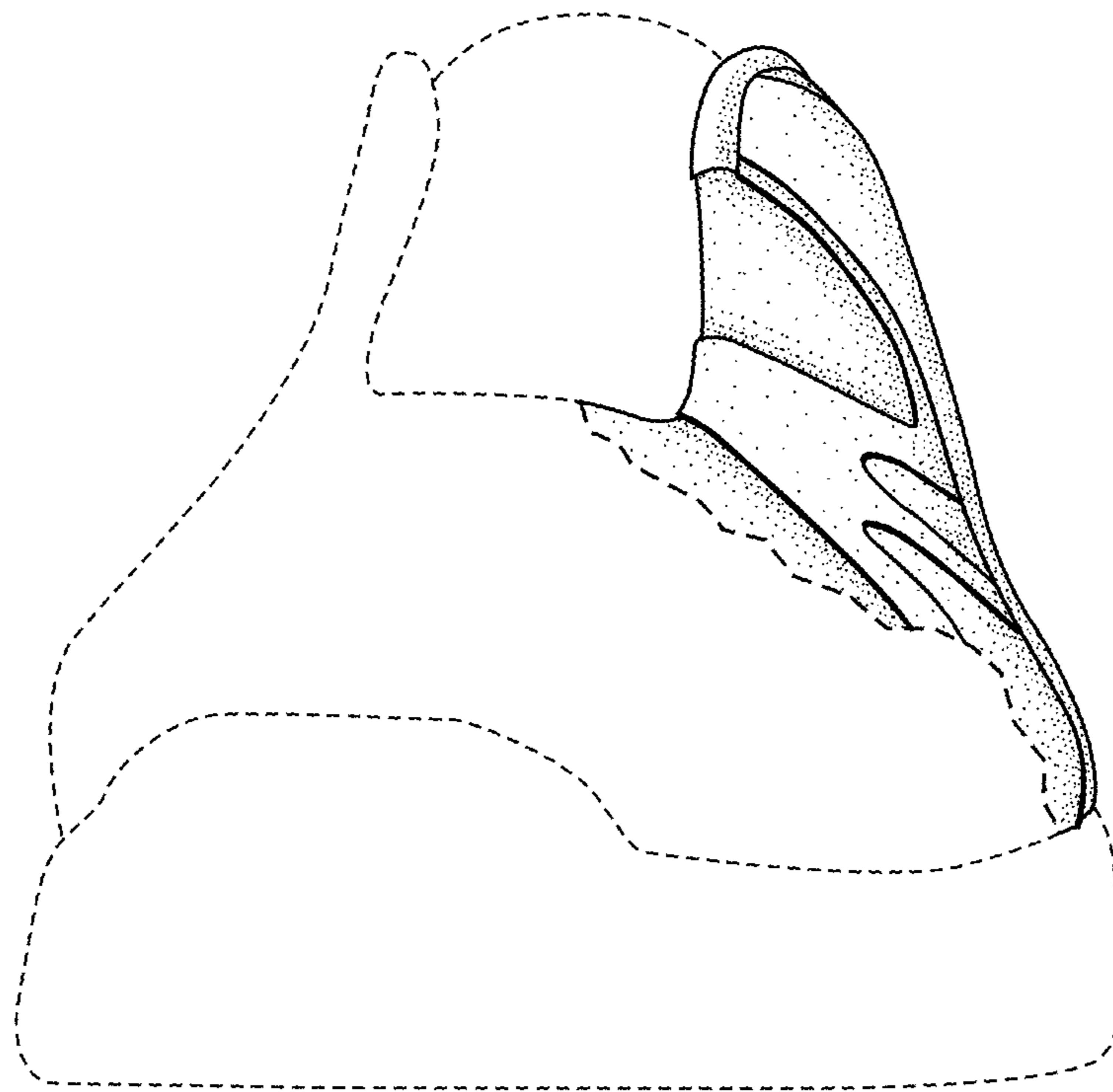


FIG. 3

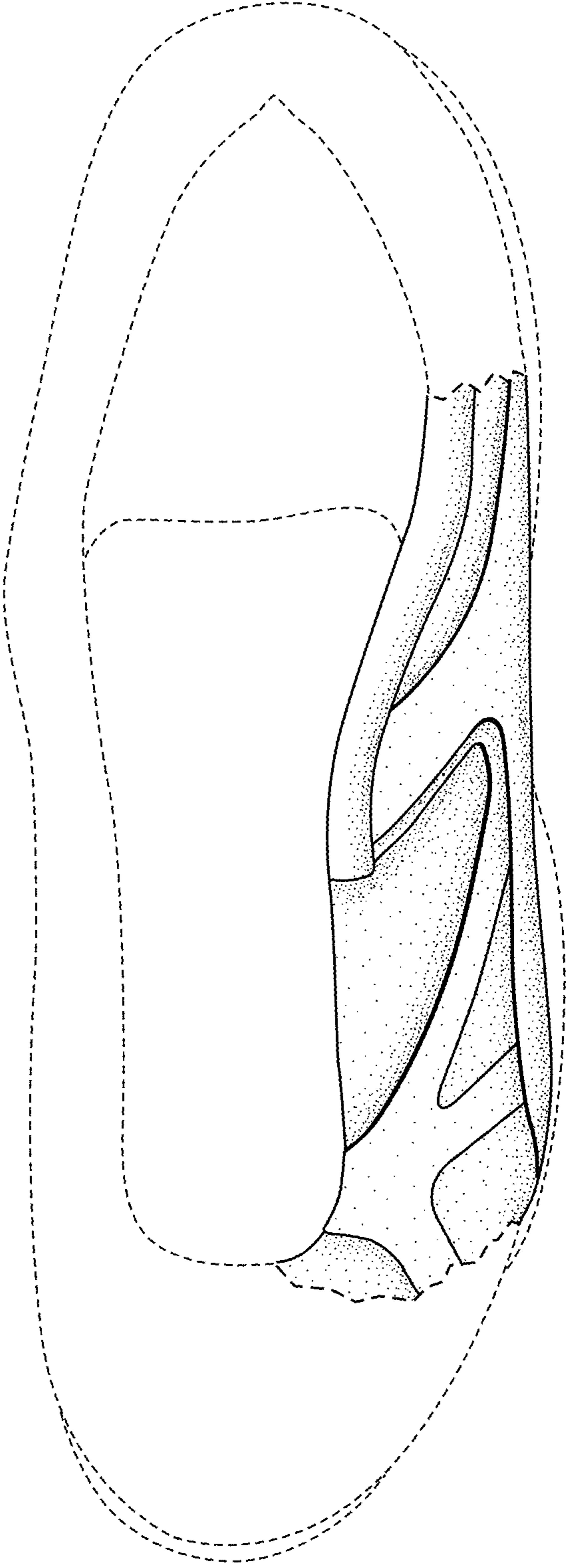


FIG. 4