



US00D685174S

(12) **United States Design Patent**
Pizzuti

(10) **Patent No.:** **US D685,174 S**
(45) **Date of Patent:** **** Jul. 2, 2013**

- (54) **PORTION OF A SHOE UPPER**
- (71) Applicant: **NIKE, Inc.**, Beaverton, OR (US)
- (72) Inventor: **Aaron Pizzuti**, Beaverton, OR (US)
- (73) Assignee: **Nike, Inc.**, Beaverton, OR (US)
- (**) Term: **14 Years**
- (21) Appl. No.: **29/438,691**
- (22) Filed: **Nov. 30, 2012**
- (51) **LOC (9) Cl.** **02-99**
- (52) **U.S. Cl.**
USPC **D2/972**
- (58) **Field of Classification Search**
USPC D2/902, 906-908, 944, 969, 972-974;
36/45, 50.1, 77 M, 77 R, 83, 88, 113, 114,
36/126-131
See application file for complete search history.

- D398,756 S 9/1998 Tong
- D401,051 S 11/1998 Hamel
- D496,153 S 9/2004 Morris
- D497,709 S * 11/2004 Henderson D2/972
- D498,355 S 11/2004 Fullum
- D500,199 S 12/2004 Clegg
- D504,012 S 4/2005 Fullum
- D514,801 S 2/2006 Hui
- D524,529 S 7/2006 Hlavacs
- D538,526 S * 3/2007 Huthmaker D2/972
- D543,682 S 6/2007 Matis
- D547,937 S * 8/2007 Dolan D2/972
- D548,948 S 8/2007 Hui
- D568,038 S * 5/2008 Kuerbis D2/972
- D568,039 S * 5/2008 Kuerbis D2/972

(Continued)

OTHER PUBLICATIONS

Nike Footwear Catalog: Spring 2005, p. 28.

(Continued)

Primary Examiner — Dominic Simone

(74) *Attorney, Agent, or Firm* — Lane Powell PC

(56) **References Cited**
U.S. PATENT DOCUMENTS

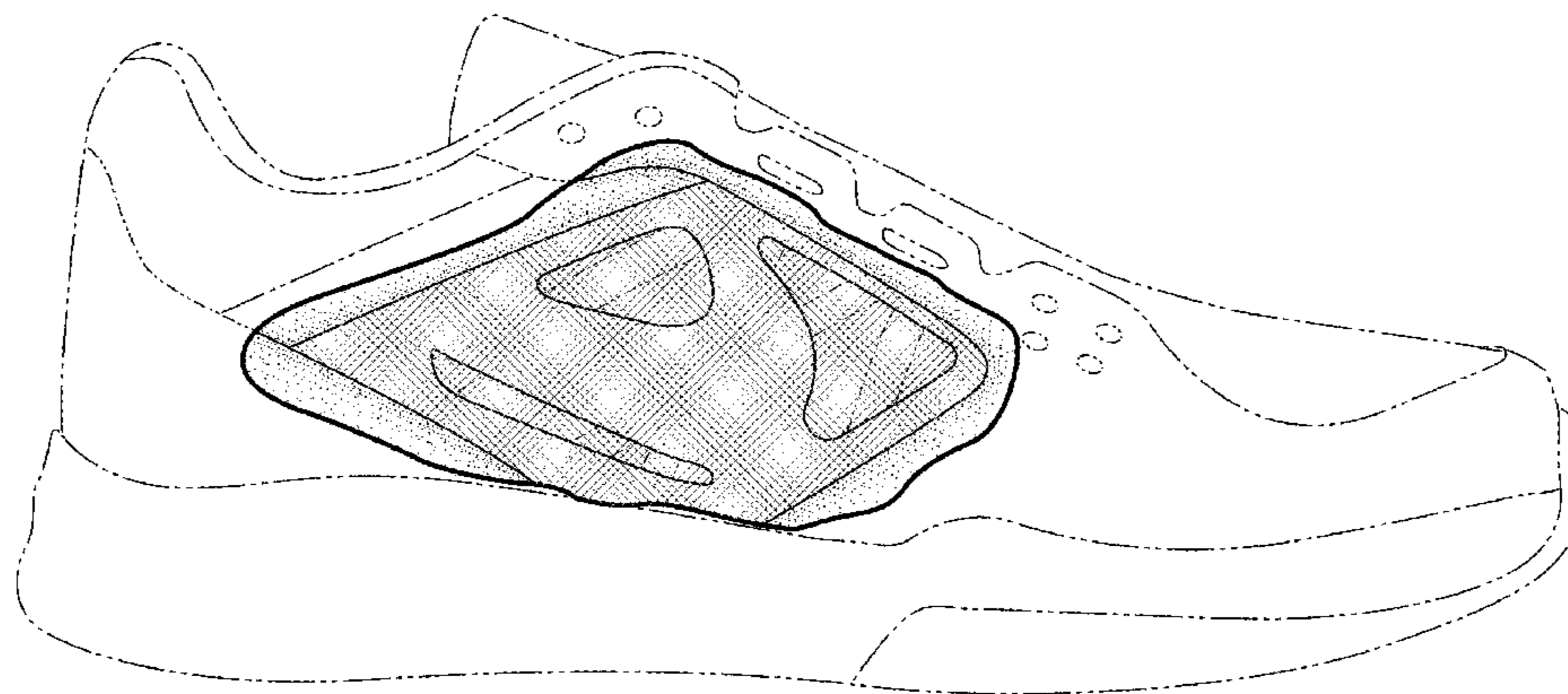
- D310,442 S 9/1990 Hatfield
- D315,054 S 3/1991 Hatfield
- D315,055 S 3/1991 Rogers et al.
- D316,928 S 5/1991 Rogers
- D317,824 S 7/1991 Hatfield
- D317,825 S 7/1991 Rogers
- D318,944 S 8/1991 Lucas
- D329,531 S 9/1992 Smith
- D339,446 S 9/1993 Teague
- D339,449 S 9/1993 Hatfield
- D340,347 S 10/1993 Close
- D341,703 S 11/1993 Hatfield et al.
- D342,600 S 12/1993 Hatfield
- D347,724 S 6/1994 Teague
- D348,767 S 7/1994 Tinker
- D362,953 S 10/1995 Greene
- D381,799 S 8/1997 Hatfield
- D391,752 S 3/1998 Von Conta

(57) **CLAIM**
The ornamental design for a portion of a shoe upper, as shown and described.

DESCRIPTION

FIG. 1 is a front perspective view of a shoe upper showing my new design;
FIG. 2 is a medial side view thereof;
FIG. 3 is a front view thereof;
FIG. 4 is a rear view thereof; and,
FIG. 5 is a top view thereof.
The solid heavy line immediately adjacent to the shaded region forms the boundary of the claimed design. The remainder of the shoe is for environmental purposes only and forms no part of the claimed design.

1 Claim, 4 Drawing Sheets



US D685,174 S

Page 2

U.S. PATENT DOCUMENTS

D572,452 S * 7/2008 Kuerbis D2/969
D575,491 S 8/2008 Belley
D577,892 S * 10/2008 St-Louis et al. D2/969
D577,893 S * 10/2008 St-Louis et al. D2/969
D577,894 S * 10/2008 St-Louis et al. D2/969
D611,238 S 3/2010 McDonald
D615,284 S 5/2010 McDonald
D617,084 S 6/2010 McDonald
D621,147 S 8/2010 Raysse
D625,094 S 10/2010 Raysse
D625,504 S 10/2010 Raysse
D636,585 S 4/2011 Williams, Jr.
D636,586 S 4/2011 Williams, Jr.
D636,587 S 4/2011 Williams, Jr.
D642,369 S 8/2011 Miner
D642,370 S 8/2011 Dolan
D642,787 S 8/2011 Lee
D643,202 S * 8/2011 Jarvis D2/972
D643,205 S * 8/2011 Rasmussen D2/972
D648,111 S * 11/2011 Miner D2/972

OTHER PUBLICATIONS

Nike, Inc.: Fall 2005, p. 38.
Nike, Inc.: Fall 2005, p. 10.
Nike Footwear Catalog: Late Spring 2005, p. 60.
Nike Footwear Catalog: Fall 2006, p. 60.
Nike Footwear Catalog: Fall 2006, p. 74.
Nike Footwear Catalog: Fall 2006, p. 149.
Nike Footwear Catalog: Holiday 2006, p. 30.
Nike Footwear Catalog: Holiday 2006, p. 124.
Nike Footwear Catalog: Fall 2007, p. 24.
Nike Footwear Catalog: Spring 2007, p. 36.
Nike Footwear Catalog: Summer 2007, p. 45.
Nike Footwear Catalog: Performance Fall 2010, p. 48.
Nike Footwear Catalog: Men's Sportswear, Fall 2011, p. 2.
Nike Footwear Catalog: Women's Sportswear, Fall 2011, p. 6.
Nike Footwear Catalog: NSW-FW Best, Summer 2012, p. 5.
Nike Footwear Catalog: Men's Performance, Summer 2012, pp. 8, 10, 12, 44, 48, 80.
Nike Footwear Catalog: Men's Performance, Fall 2012, p. 9.

* cited by examiner

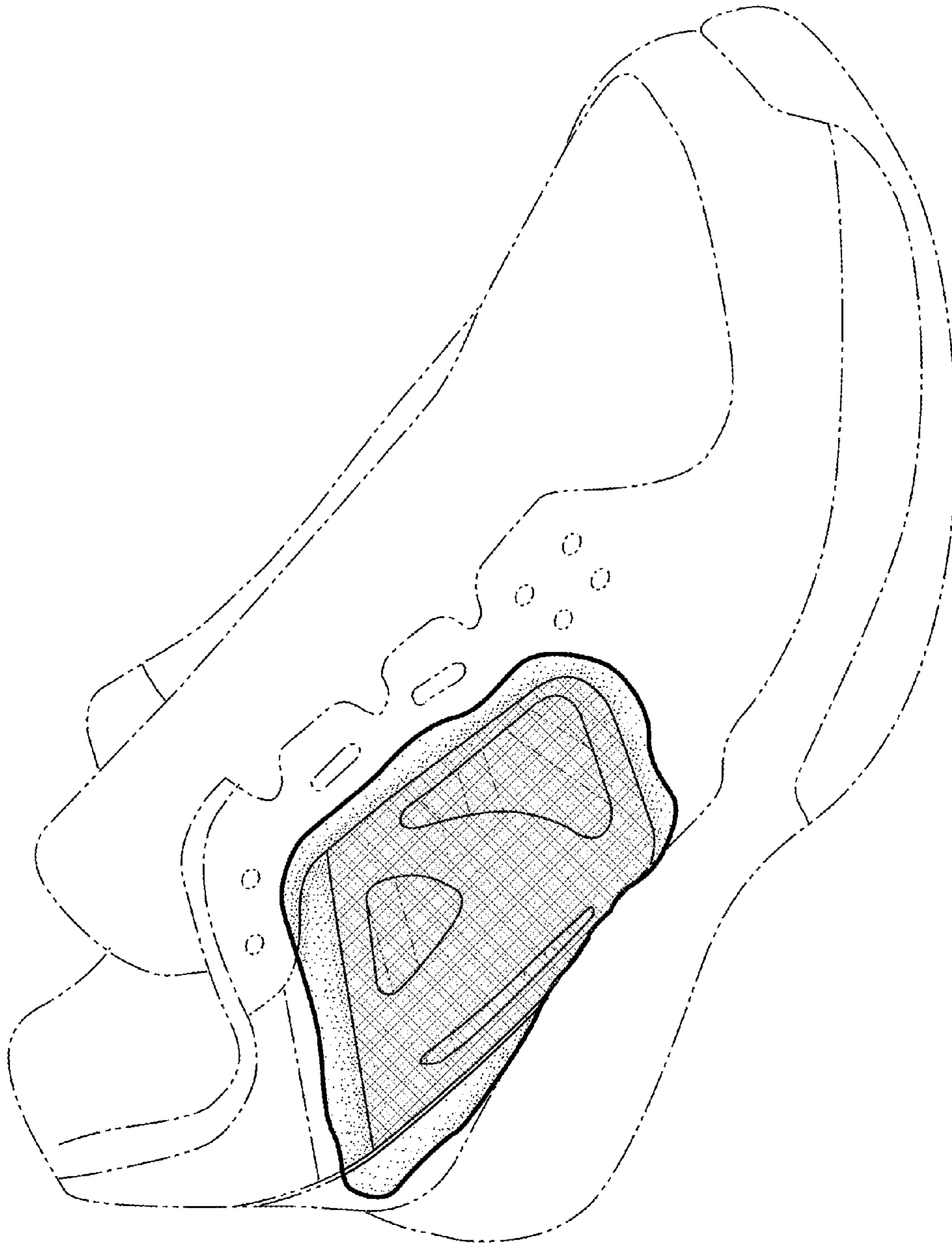


FIG. 1

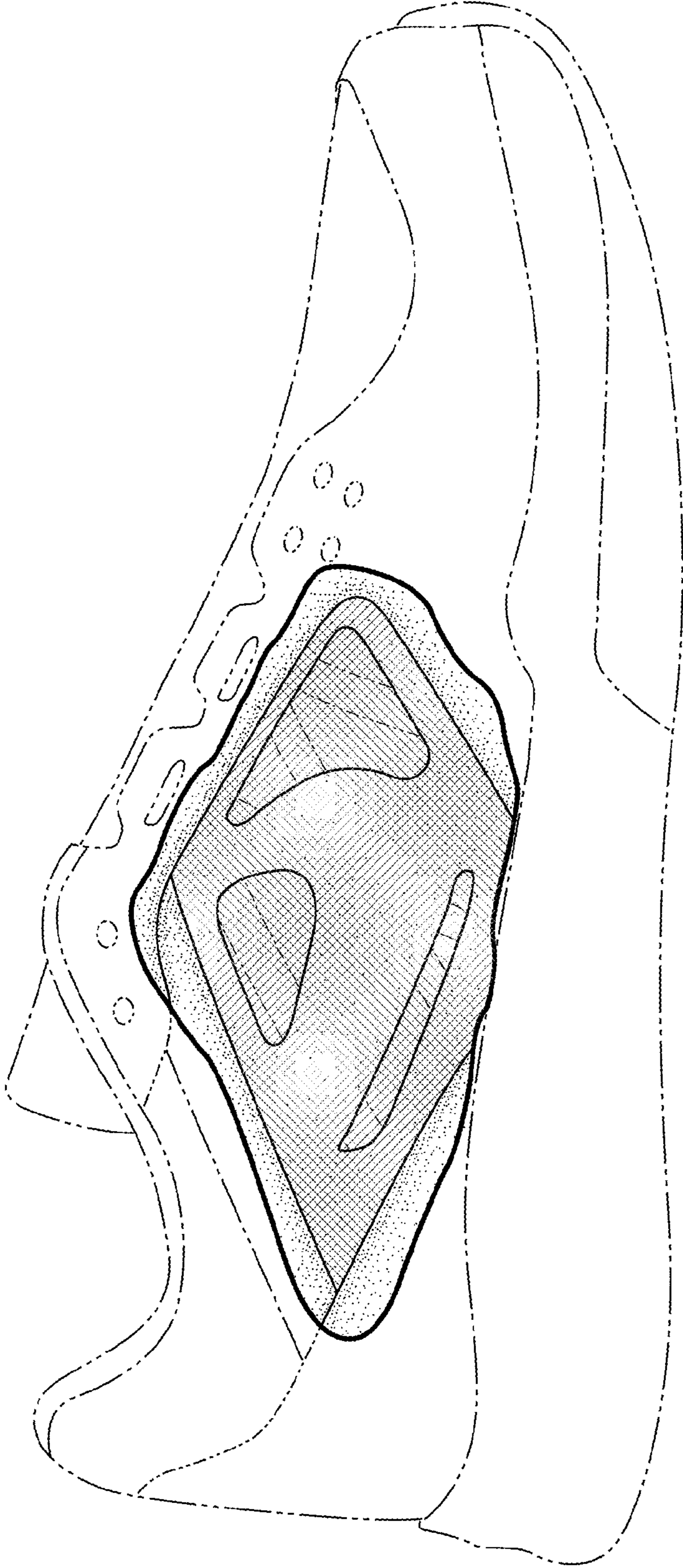


FIG. 2

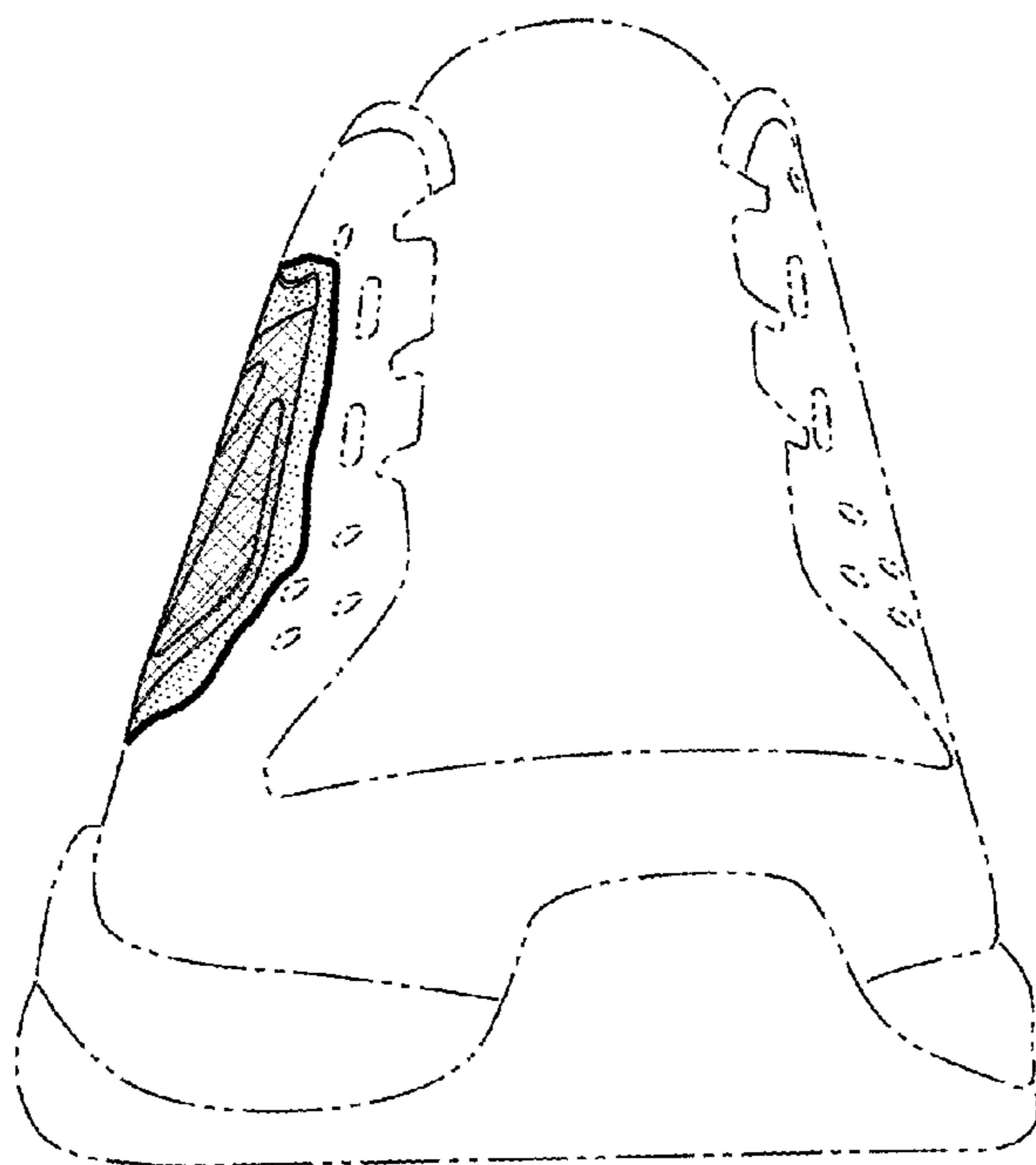


FIG. 3

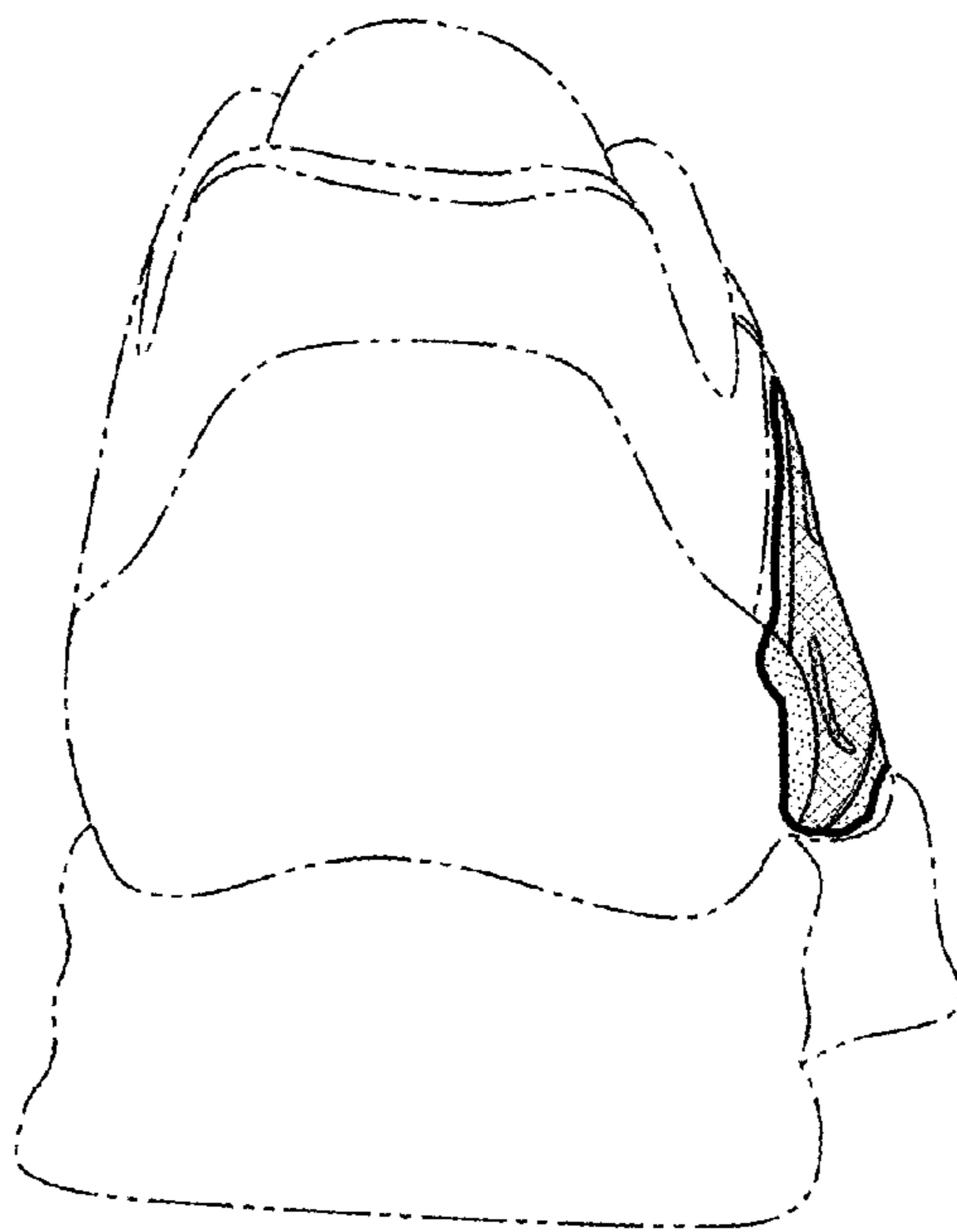


FIG. 4

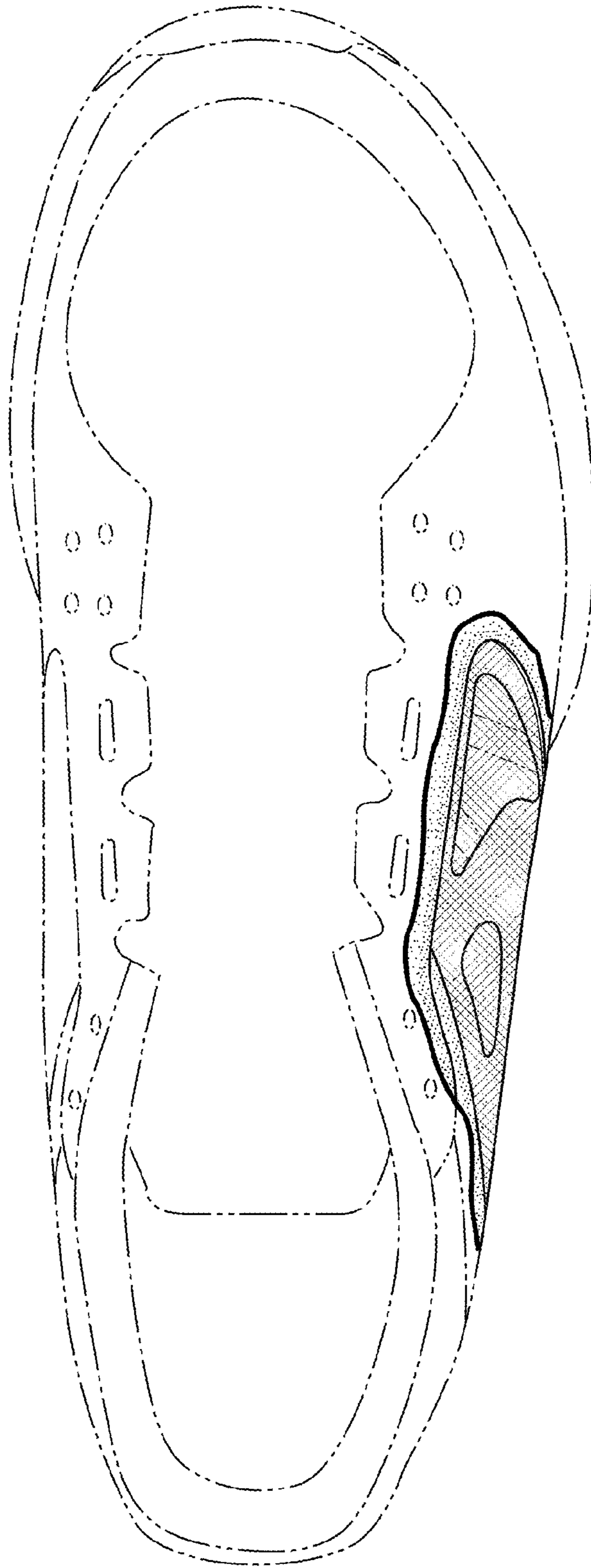


FIG. 5