



US00D685173S

(12) **United States Design Patent**
Lee et al.

(10) **Patent No.:** **US D685,173 S**
(45) **Date of Patent:** **** Jul. 2, 2013**

(54) **FOOTWEAR PIECE**

(75) Inventors: **Jacob D. Lee**, Los Angeles, CA (US);
Robert Kiley, Rancho Cucamonga, CA
(US); **Robert Ochoa**, La Verne, CA (US)

(73) Assignee: **HYL**, Covina, CA (US)

(**) Term: **14 Years**

(21) Appl. No.: **29/398,386**

(22) Filed: **Jul. 29, 2011**

(51) **LOC (9) Cl.** **02-99**

(52) **U.S. Cl.**
USPC **D2/972**

(58) **Field of Classification Search**
USPC D2/896, 902, 906-908, 923, 947,
D2/969, 972-975; 36/45-49, 50.1, 54, 77 M,
36/77 R, 83, 88, 113, 114, 126-131
See application file for complete search history.

(56) **References Cited**

U.S. PATENT DOCUMENTS

D153,256 S * 4/1949 Braga D2/923
D335,570 S * 5/1993 Hatfield et al. D2/969
D348,351 S * 7/1994 Orzeck D2/969

D348,353 S * 7/1994 McDonald D2/969
D424,291 S * 5/2000 Matis D2/969
D425,290 S * 5/2000 Matis D2/969
D446,385 S * 8/2001 MacLeod D2/969
D458,443 S * 6/2002 Matis D2/969
D500,195 S * 12/2004 Matis D2/969
D586,107 S * 2/2009 Belley et al. D2/969

* cited by examiner

Primary Examiner — Dominic Simone

(74) *Attorney, Agent, or Firm* — Dentons US LLP

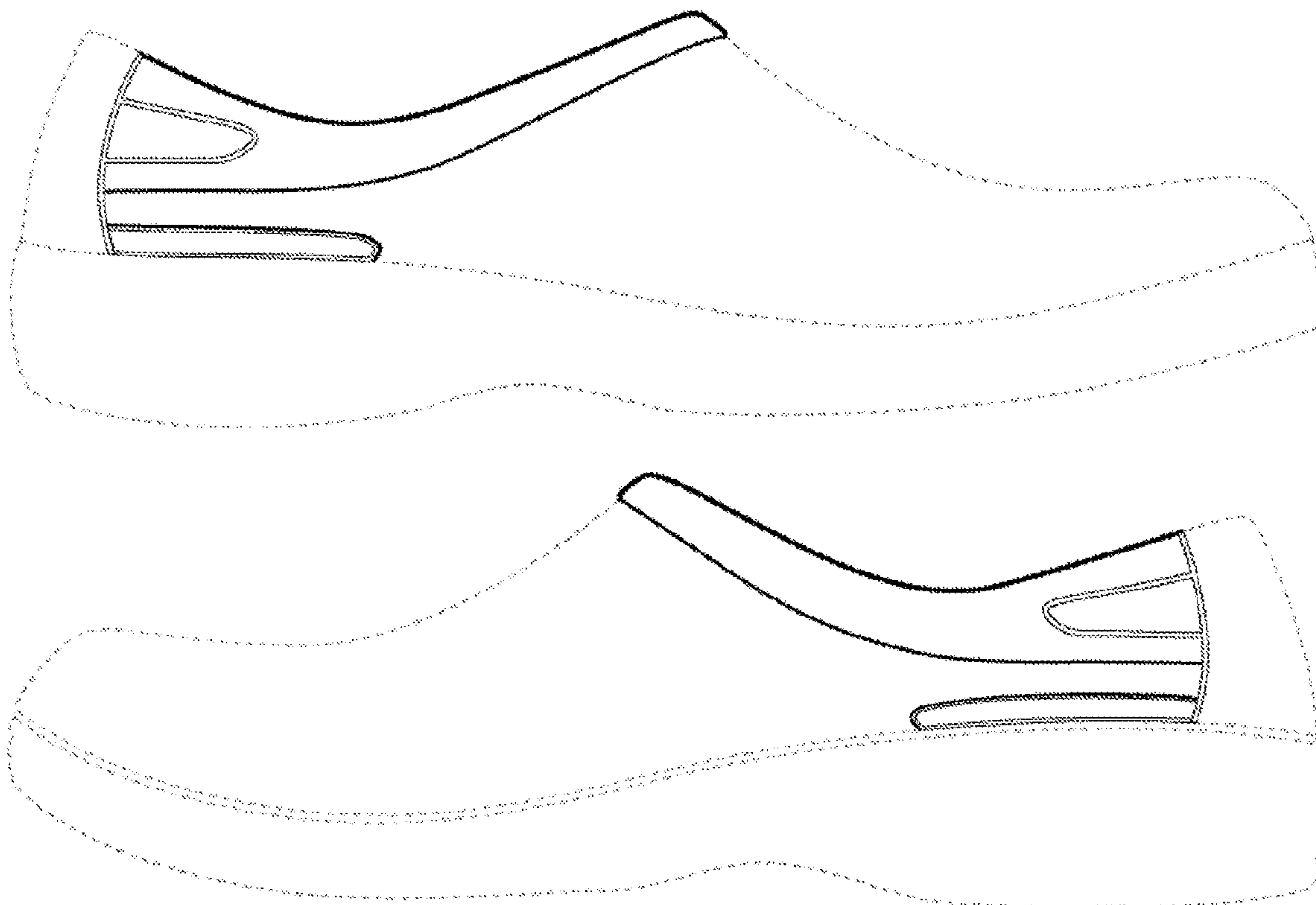
(57) **CLAIM**

The ornamental design for a for a footwear piece, as shown and described.

DESCRIPTION

FIG. 1 is a left side view of a footwear piece showing our new design;
FIG. 2 is a right side view thereof;
FIG. 3 is a top view thereof;
FIG. 4 is a front view thereof;
FIG. 5 is a back view thereof; and,
FIG. 6 is a bottom view thereof.

1 Claim, 3 Drawing Sheets






Fig. 1




Fig. 2

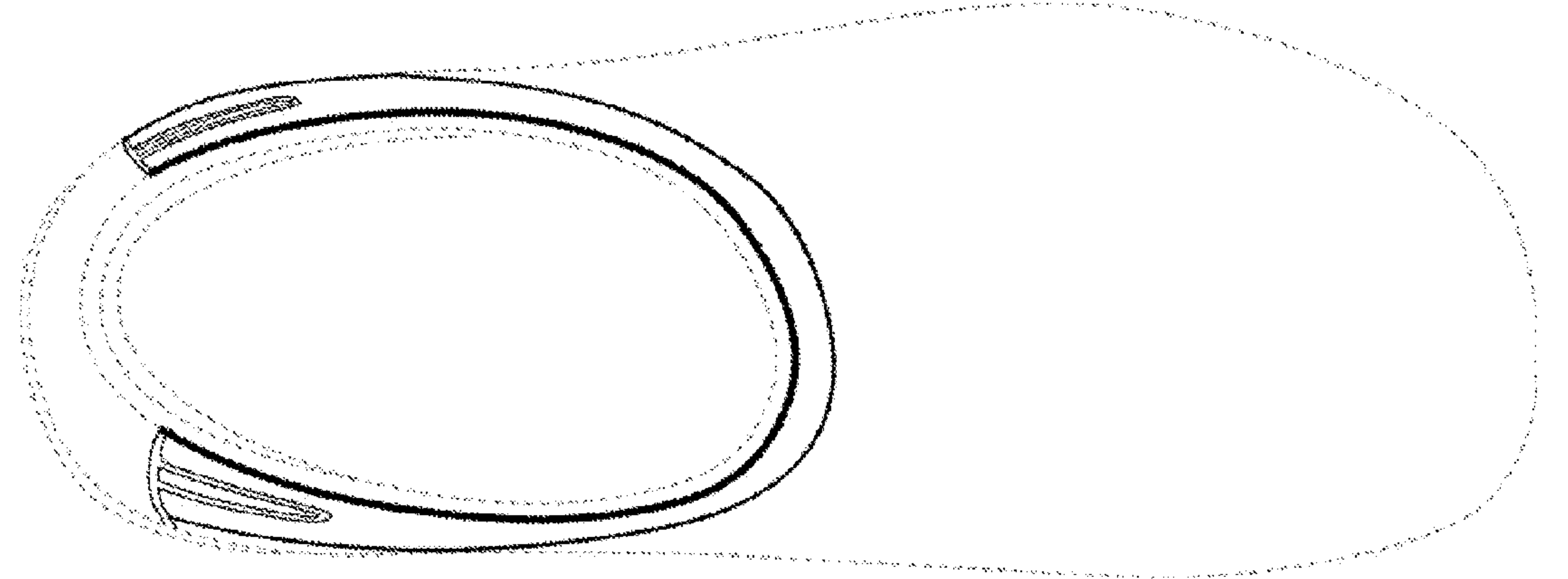


Fig. 3

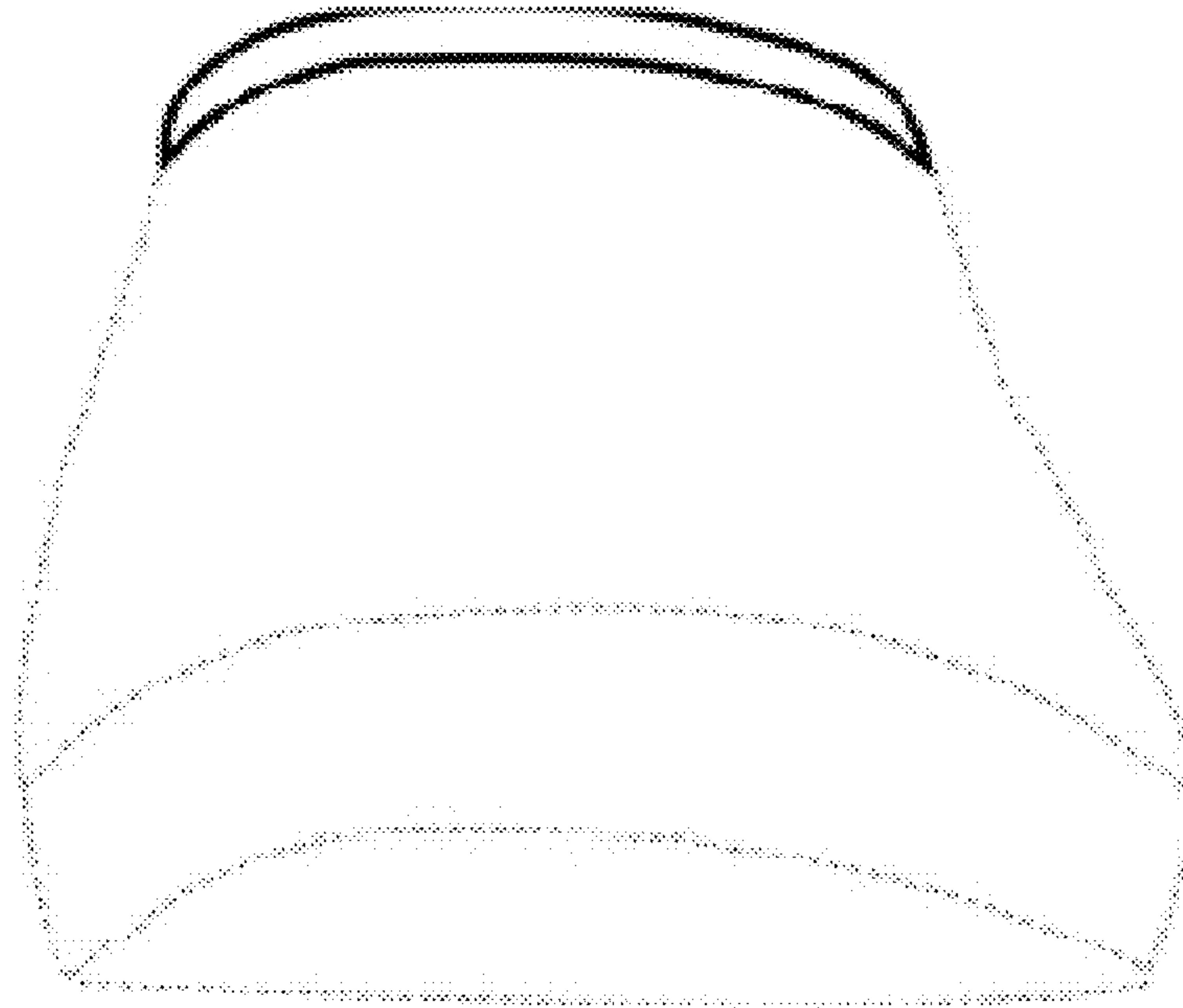


Fig. 4

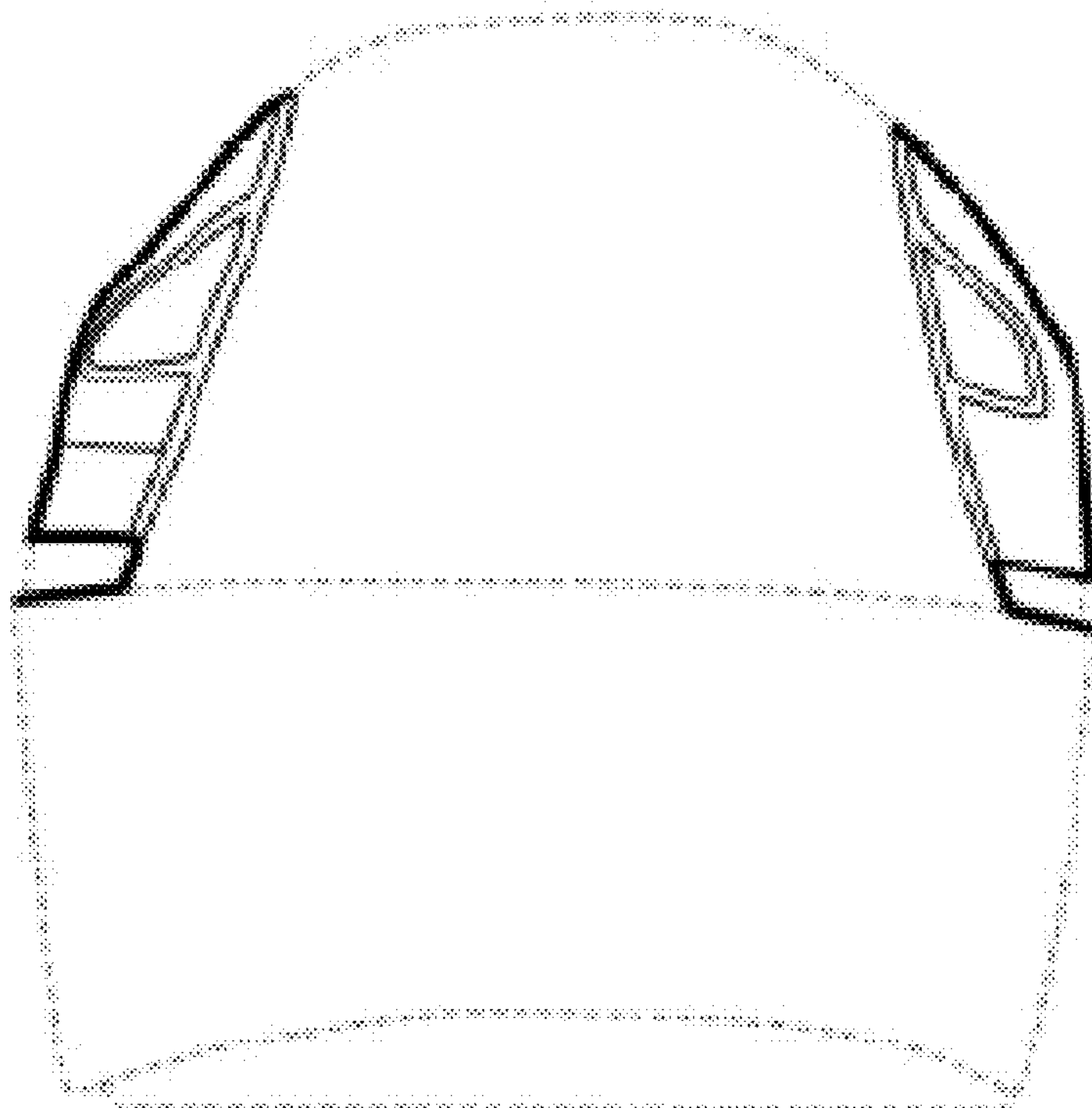


Fig. 5



Fig. 6