



US00D685171S

(12) **United States Design Patent**
Marshall

(10) **Patent No.:** **US D685,171 S**
(45) **Date of Patent:** **** Jul. 2, 2013**

(54) **FOOTWEAR UPPER**

(75) Inventor: **Guy A. Marshall**, Hayward, CA (US)

(73) Assignee: **Ariat International, Inc.**, Union City, CA (US)

(**) Term: **14 Years**

(21) Appl. No.: **29/426,505**

(22) Filed: **Jul. 6, 2012**

(51) **LOC (9) Cl.** **02-04**

(52) **U.S. Cl.**
USPC **D2/970**

(58) **Field of Classification Search**

USPC D2/896, 900, 909–911, 923, 924,
D2/946, 969, 970, 972, 973; 36/83, 84, 87,
36/1.5, 2 R, 109, 3 A, 7.1 R, 45, 52, 112,
36/100

See application file for complete search history.

(56) **References Cited**

U.S. PATENT DOCUMENTS

D172,742 S *	8/1954	Doherty	D2/911
D501,708 S	2/2005	Andrews-Kramer		
D502,308 S	3/2005	Teague		
D504,205 S	4/2005	Andrews-Kramer		
D506,306 S	6/2005	Teague		
D580,647 S *	11/2008	McDowell	D2/972
D612,138 S	3/2010	Gaines		
D612,143 S *	3/2010	Amphyon	D2/972
D629,598 S *	12/2010	Portzline et al.	D2/972
D630,422 S	1/2011	Davis		
D632,068 S *	2/2011	Banik et al.	D2/972
D659,980 S *	5/2012	Grenet et al.	D2/972

* cited by examiner

Primary Examiner — Robert M Spear

Assistant Examiner — Rashida C McCoy

(74) *Attorney, Agent, or Firm* — DASCENZO Intellectual Property Law, P.C.

(57) **CLAIM**

I claim the ornamental design for a footwear upper, as shown and described.

DESCRIPTION

FIG. 1 is a perspective view of an footwear upper showing the new design.

FIG. 2 is a left side view of the footwear upper showing the new design.

FIG. 3 is a right side view of the footwear upper showing the new design.

FIG. 4 is a front view of the footwear upper showing the new design.

FIG. 5 is a rear view of the footwear upper showing the new design.

FIG. 6 is a top plan view of the footwear upper showing the new design; and,

FIG. 7 is a bottom plan view of the footwear upper showing the new design.

The broken lines shown in the drawings are to illustrate environment, namely, portions of an footwear upper bearing the claimed design, and form no part of the presently claimed design. The shading lines shown in the drawings represent the approximate three-dimensional contour of the design, and are not intended to indicate surface decoration.

1 Claim, 5 Drawing Sheets





Fig. 1



Fig. 2

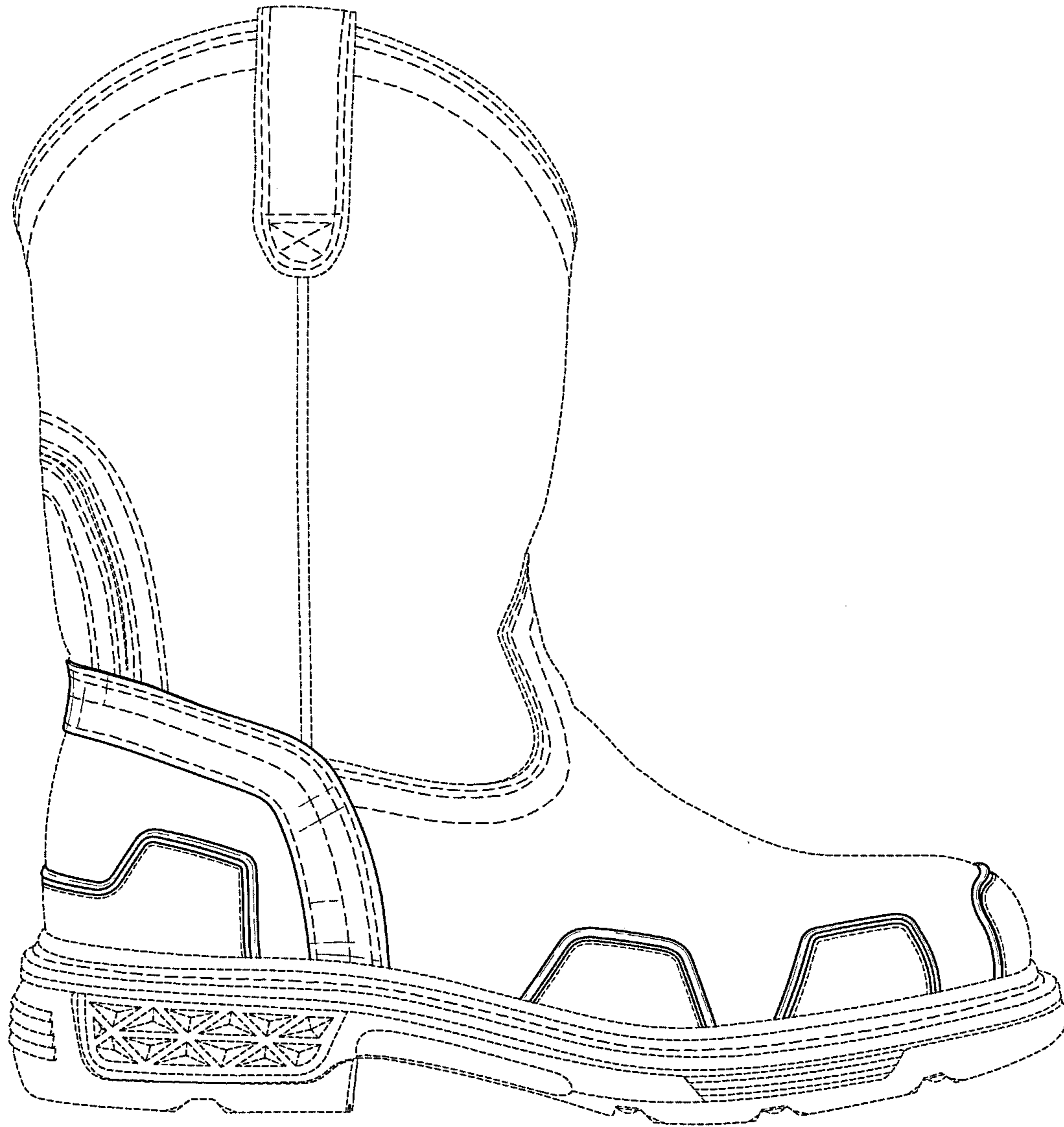


Fig. 3

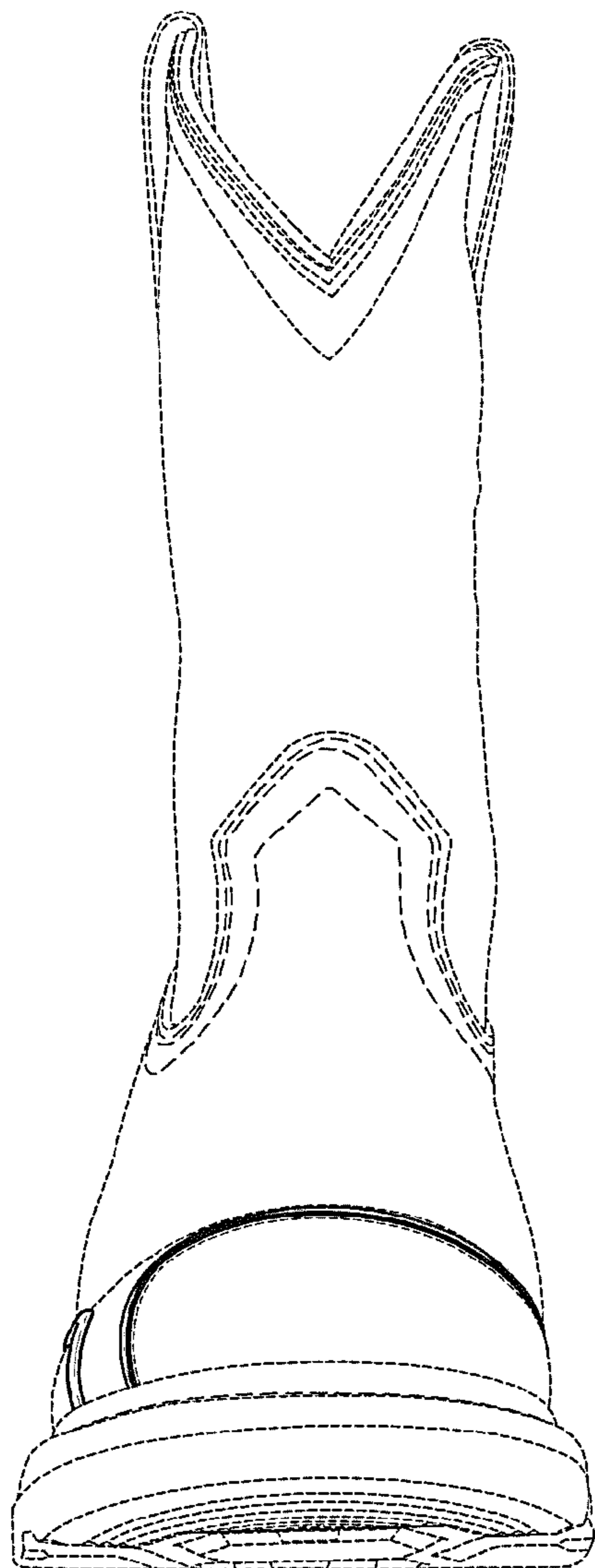


Fig. 4

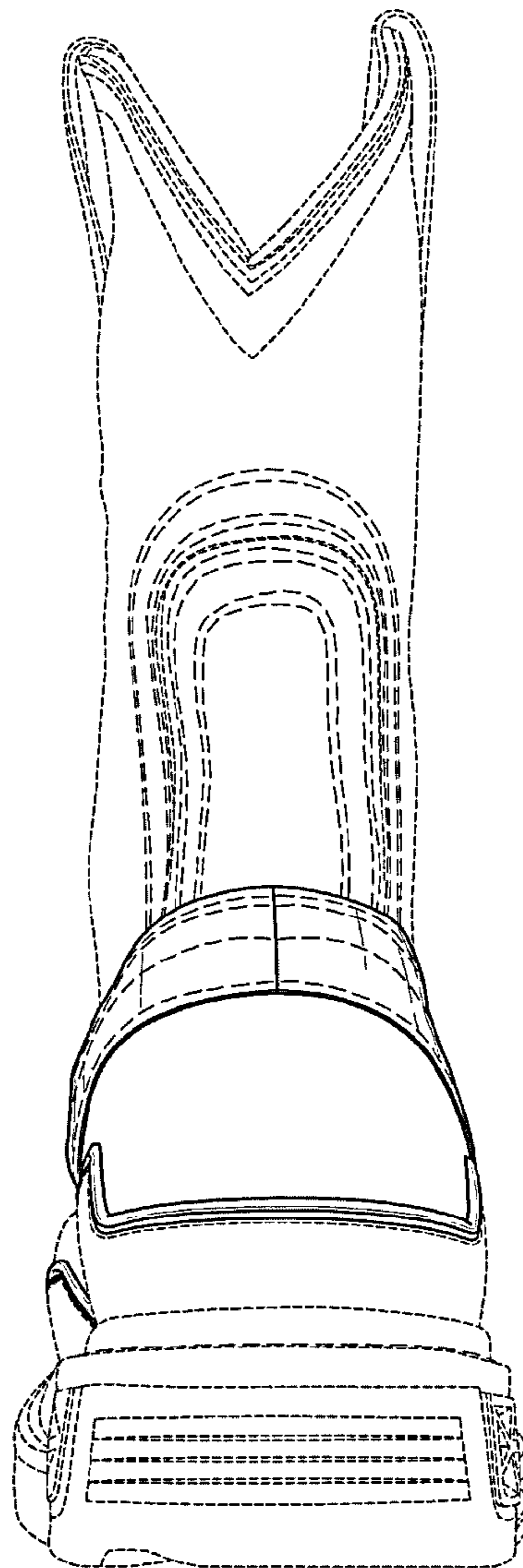


Fig. 5

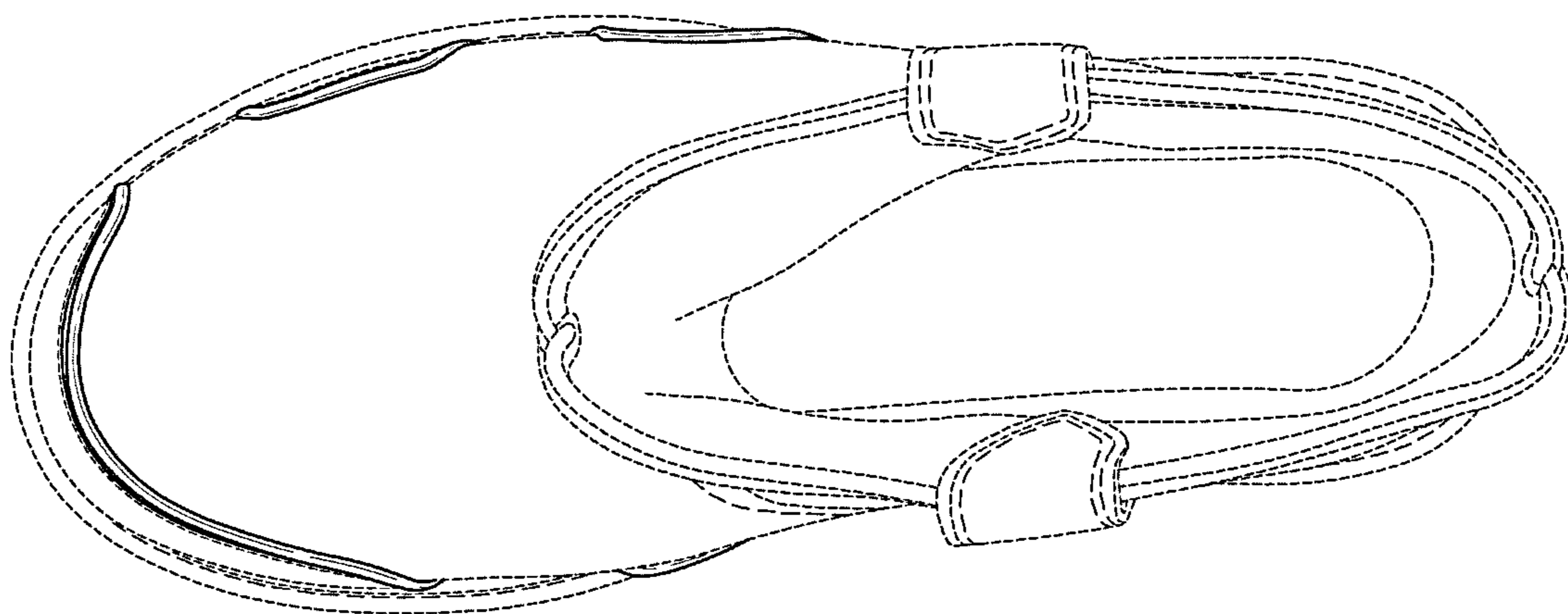


Fig. 6

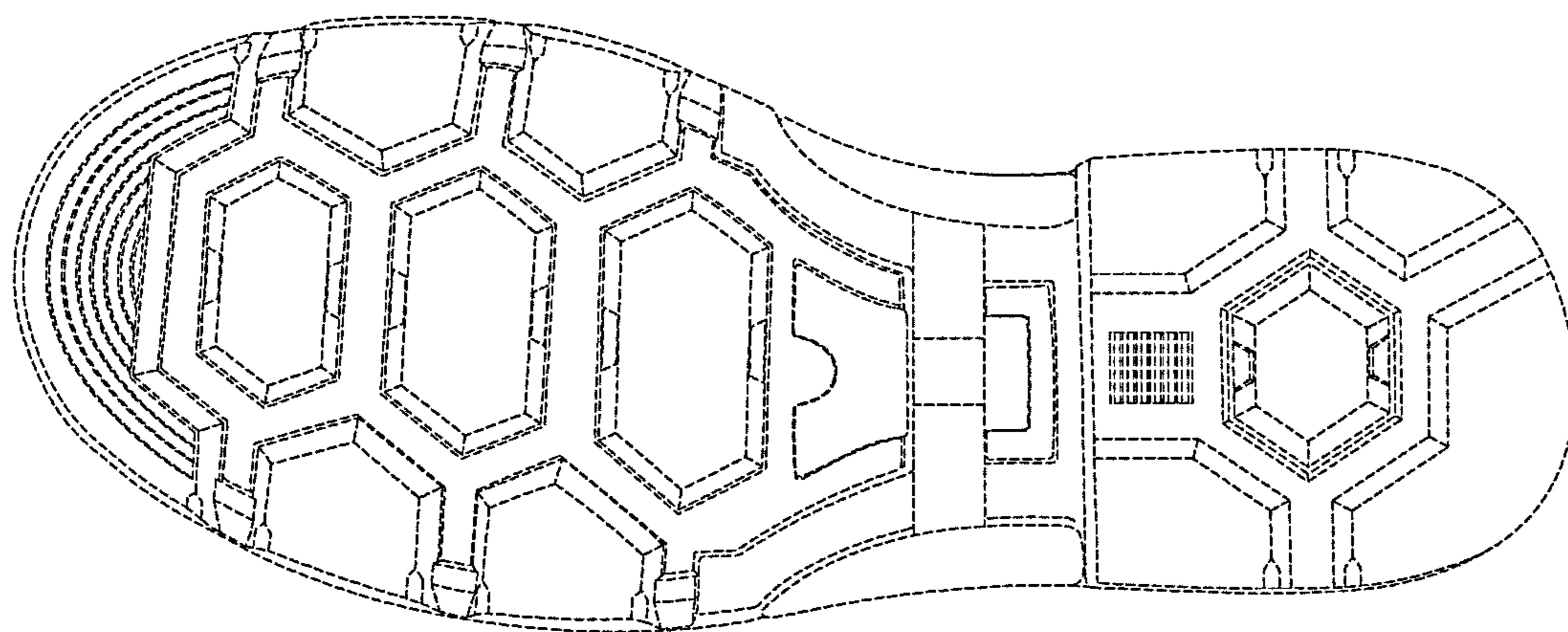


Fig. 7