

US00D685170S

(12) **United States Design Patent**  
**Raysse**

(10) **Patent No.:** **US D685,170 S**

(45) **Date of Patent:** **\*\* Jul. 2, 2013**

(54) **SHOE UPPER**

(71) Applicant: **David Raysse**, Los Angeles, CA (US)

(72) Inventor: **David Raysse**, Los Angeles, CA (US)

(73) Assignee: **Skechers U.S.A., Inc. II**, Manhattan Beach, CA (US)

(\*\*) Term: **14 Years**

(21) Appl. No.: **29/444,904**

(22) Filed: **Feb. 5, 2013**

(51) **LOC (9) Cl.** ..... **02-04**

(52) **U.S. Cl.**  
USPC ..... **D2/969**; D2/923

(58) **Field of Classification Search**  
USPC ..... D2/896, 898, 900, 903, 919-923,  
D2/943, 952, 969; 36/45, 11.5, 8.1, 77 M,  
36/77 R, 83, 7

See application file for complete search history.

(56) **References Cited**

U.S. PATENT DOCUMENTS

D90,234 S	7/1933	Daniels	
D186,155 S *	9/1959	Bianchini	D2/923
D245,127 S *	7/1977	Fukuoka	D2/923
D295,459 S	5/1988	Zuidema et al.	
D329,738 S	9/1992	Keen	
D357,795 S	5/1995	Crowley	
D359,842 S	7/1995	Verin	
D369,461 S	5/1996	Verin	
D425,291 S *	5/2000	Matis	D2/969
D432,777 S	10/2000	Lotti	
D437,474 S *	2/2001	Agnew et al.	D2/908
D482,191 S	11/2003	Challant	
D498,356 S	11/2004	Lotti	
D502,309 S	3/2005	Belley et al.	
D514,790 S	2/2006	Ardissono et al.	
D516,288 S	3/2006	Link	
D534,719 S	1/2007	Keen	

D546,048 S	7/2007	Keen	
D563,634 S *	3/2008	Della Valle	D2/923
D566,944 S	4/2008	Belley et al.	
D566,947 S	4/2008	Belley et al.	
D574,135 S *	8/2008	Weisbly	D2/969
D575,045 S	8/2008	Stauffer	
D575,046 S	8/2008	Stauffer	
D575,047 S	8/2008	Stauffer	
D580,156 S	11/2008	Banik et al.	
D582,645 S	12/2008	St-Louis et al.	
D582,646 S	12/2008	Belley et al.	
D583,544 S	12/2008	Fuerst	
D584,497 S	1/2009	Banik	
D586,107 S	2/2009	Belley et al.	
D586,108 S	2/2009	Belley et al.	
D639,037 S *	6/2011	McVicker et al.	D2/923
D659,367 S *	5/2012	Hurayt	D2/969

\* cited by examiner

*Primary Examiner* — Robert M Spear

*Assistant Examiner* — Rashida C McCoy

(74) *Attorney, Agent, or Firm* — Marshall A. Lerner; Marvin H. Kleinberg; Kleinberg & Lerner, LLP

(57) **CLAIM**

The ornamental design for a shoe upper, as shown and described.

**DESCRIPTION**

FIG. 1 is a perspective view of a shoe upper in accordance with my new design.

FIG. 2 is a left side view thereof;

FIG. 3 is a right side view thereof;

FIG. 4 is a top plan view thereof;

FIG. 5 is a bottom plan view thereof;

FIG. 6 is a front elevation view thereof; and,

FIG. 7 is a rear elevation view thereof.

Broken lines showing the remainder of the shoe in the figures are for environment only and form no part of the claimed invention.

**1 Claim, 6 Drawing Sheets**

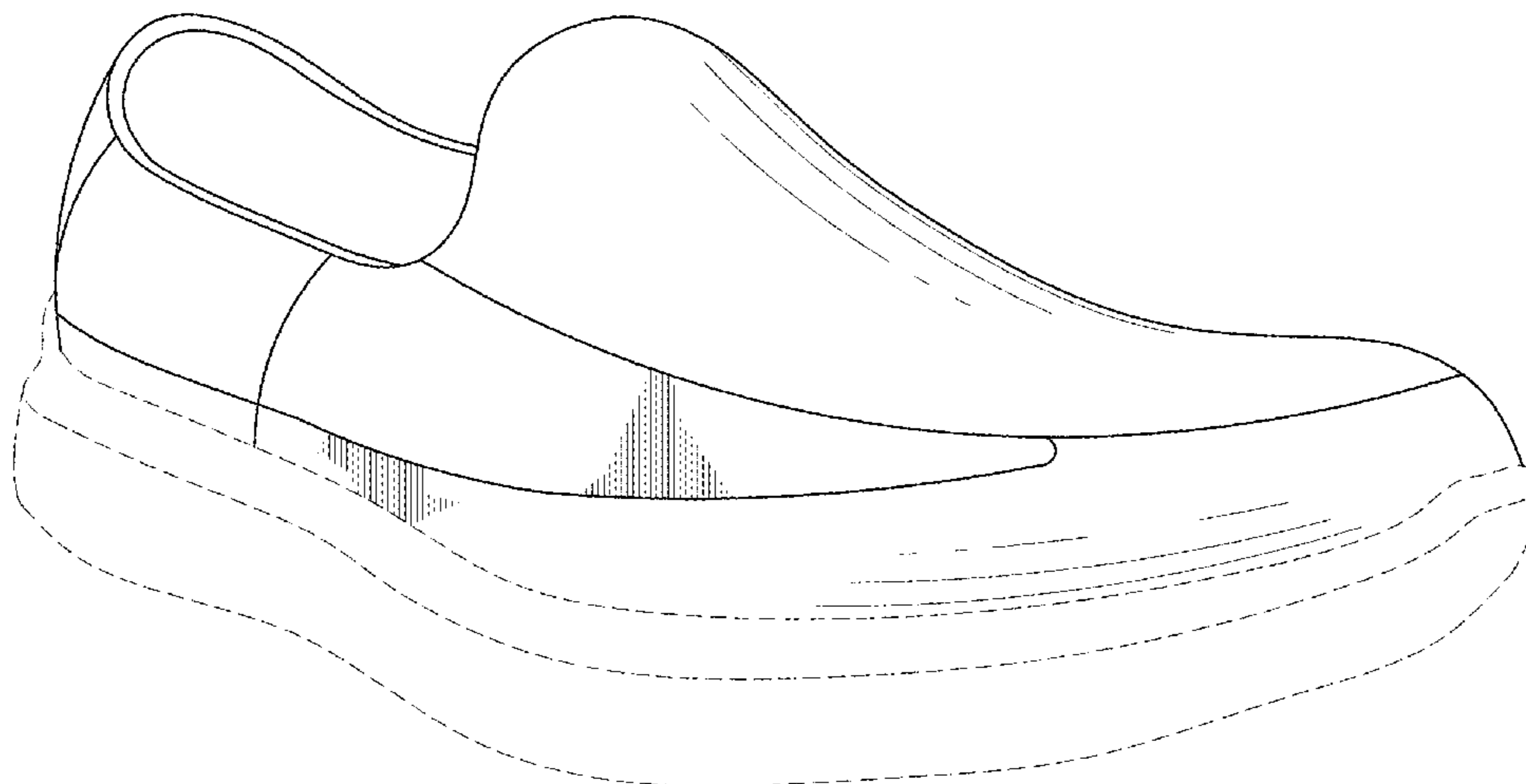


FIG. 1

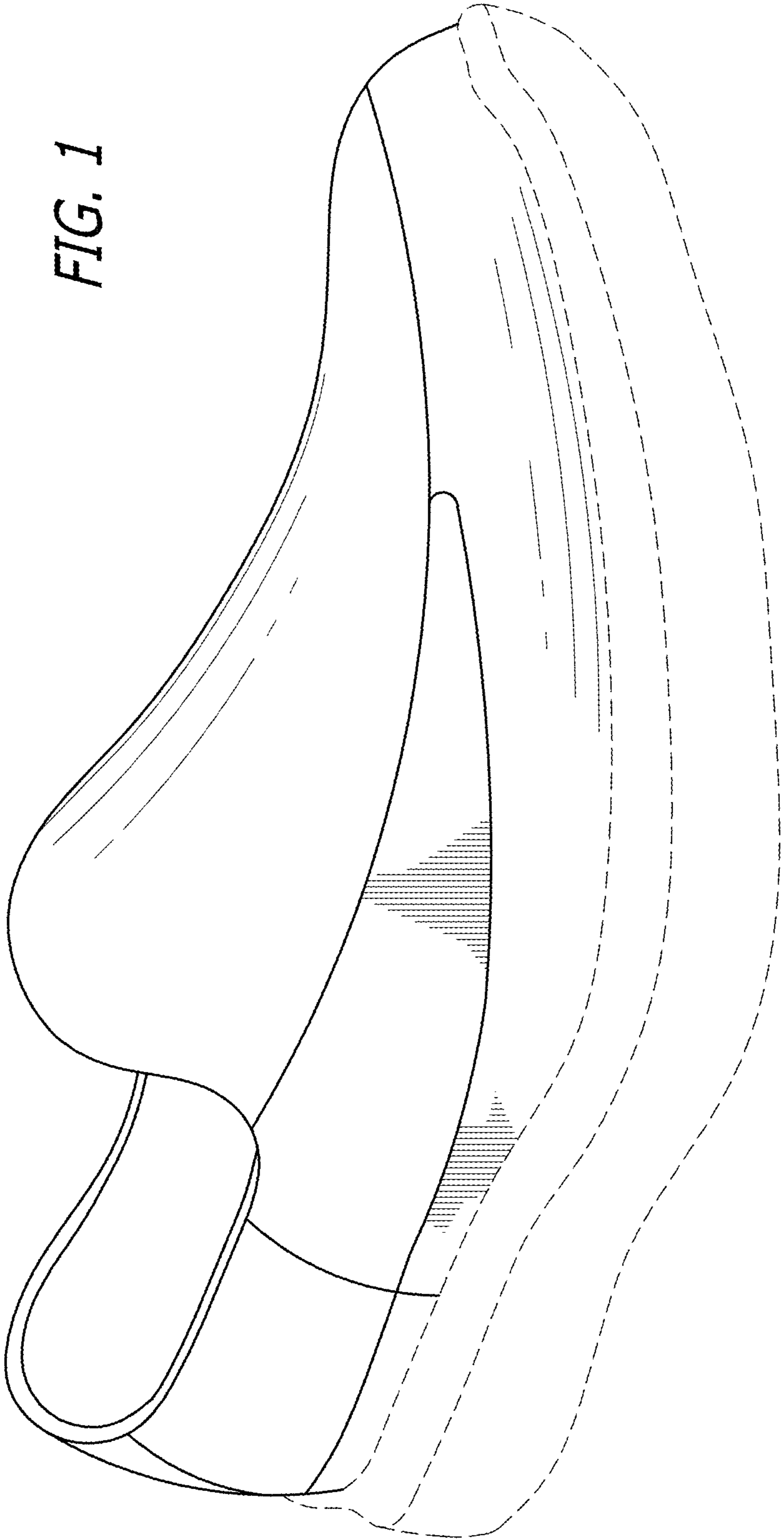


FIG. 2

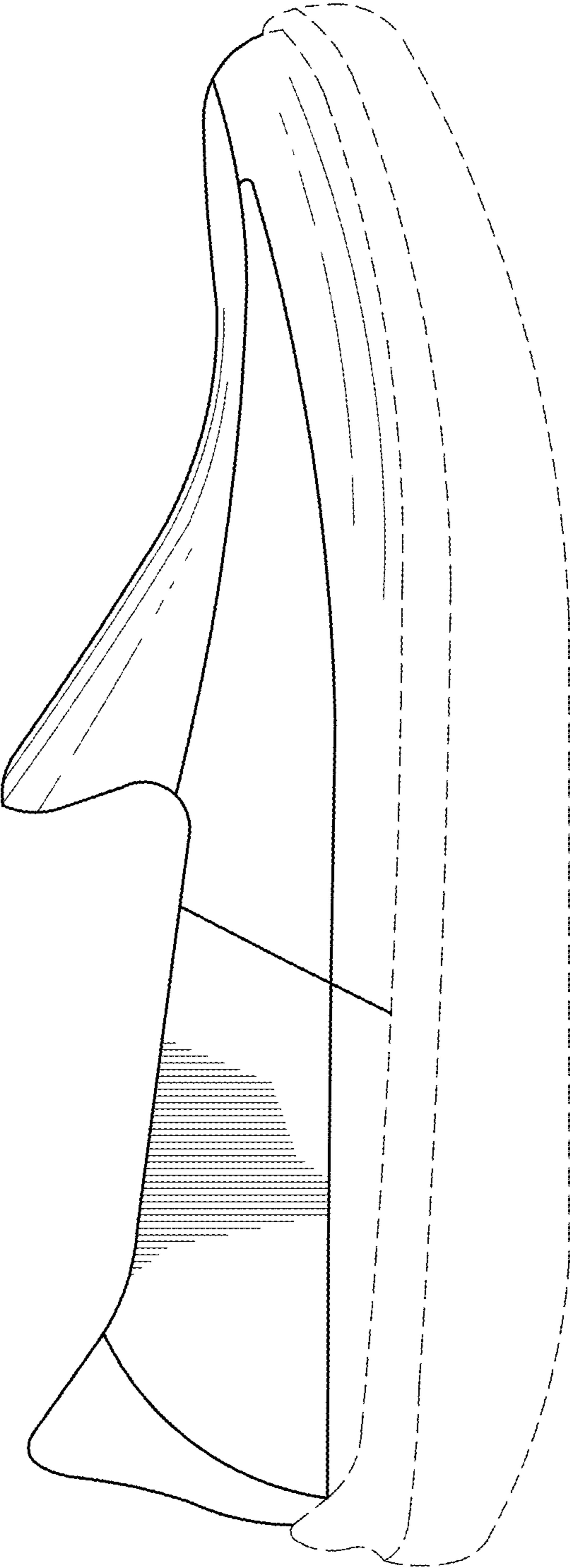


FIG. 3

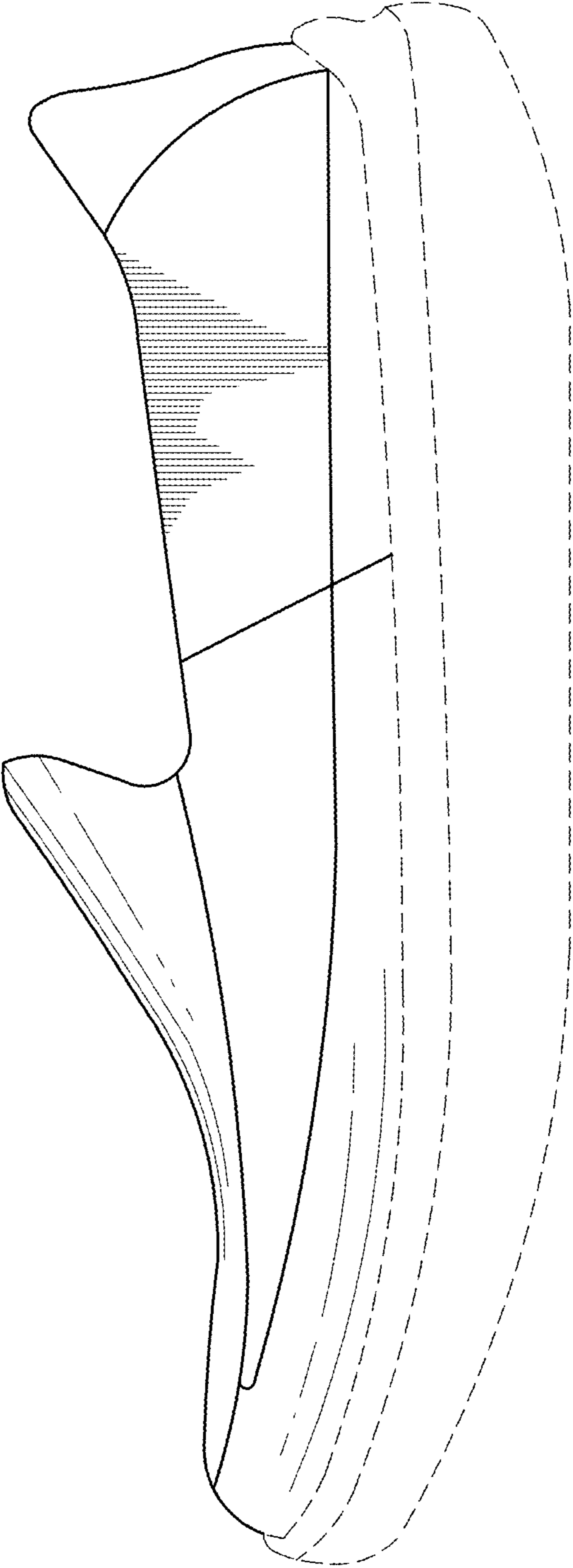


FIG. 4

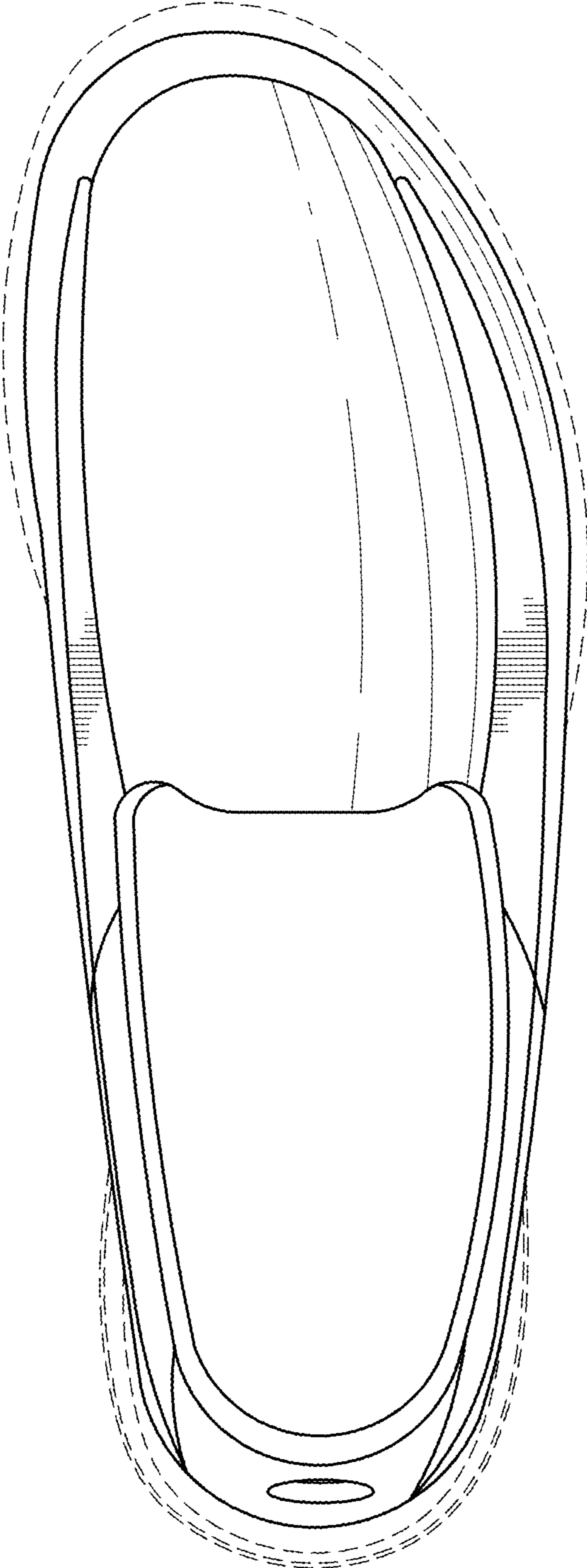


FIG. 5

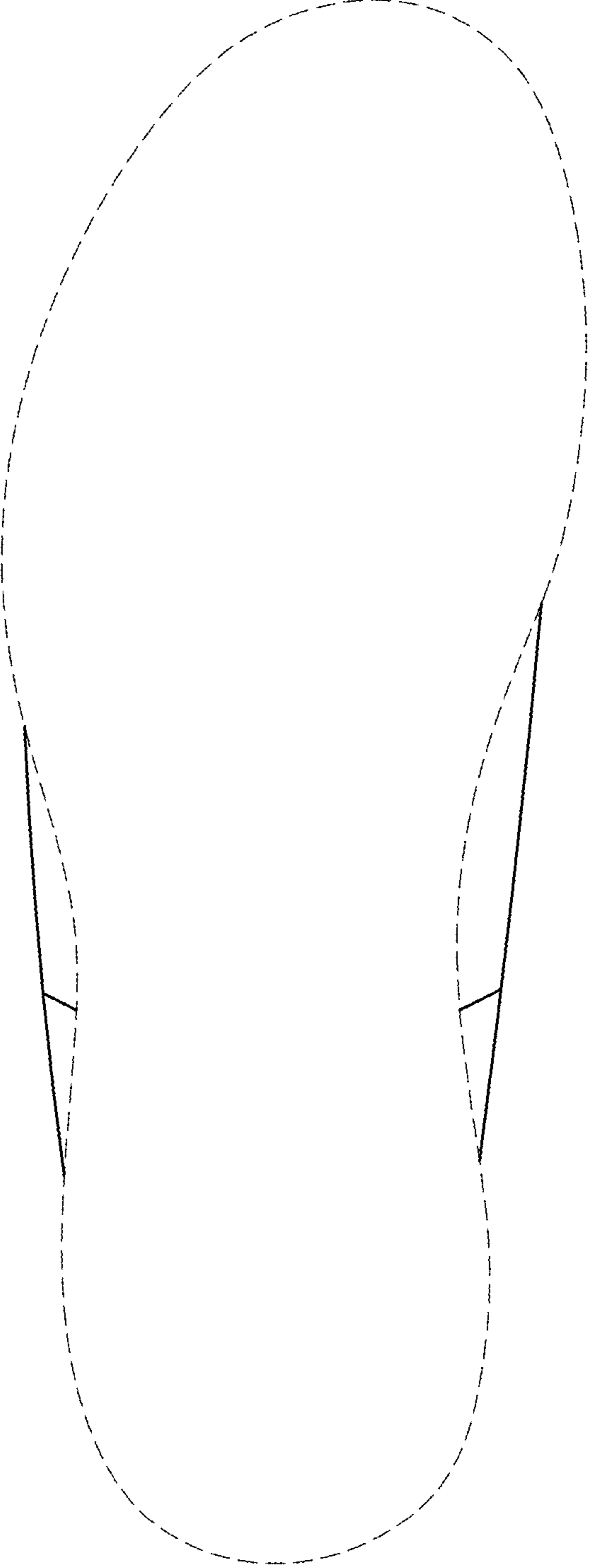


FIG. 7

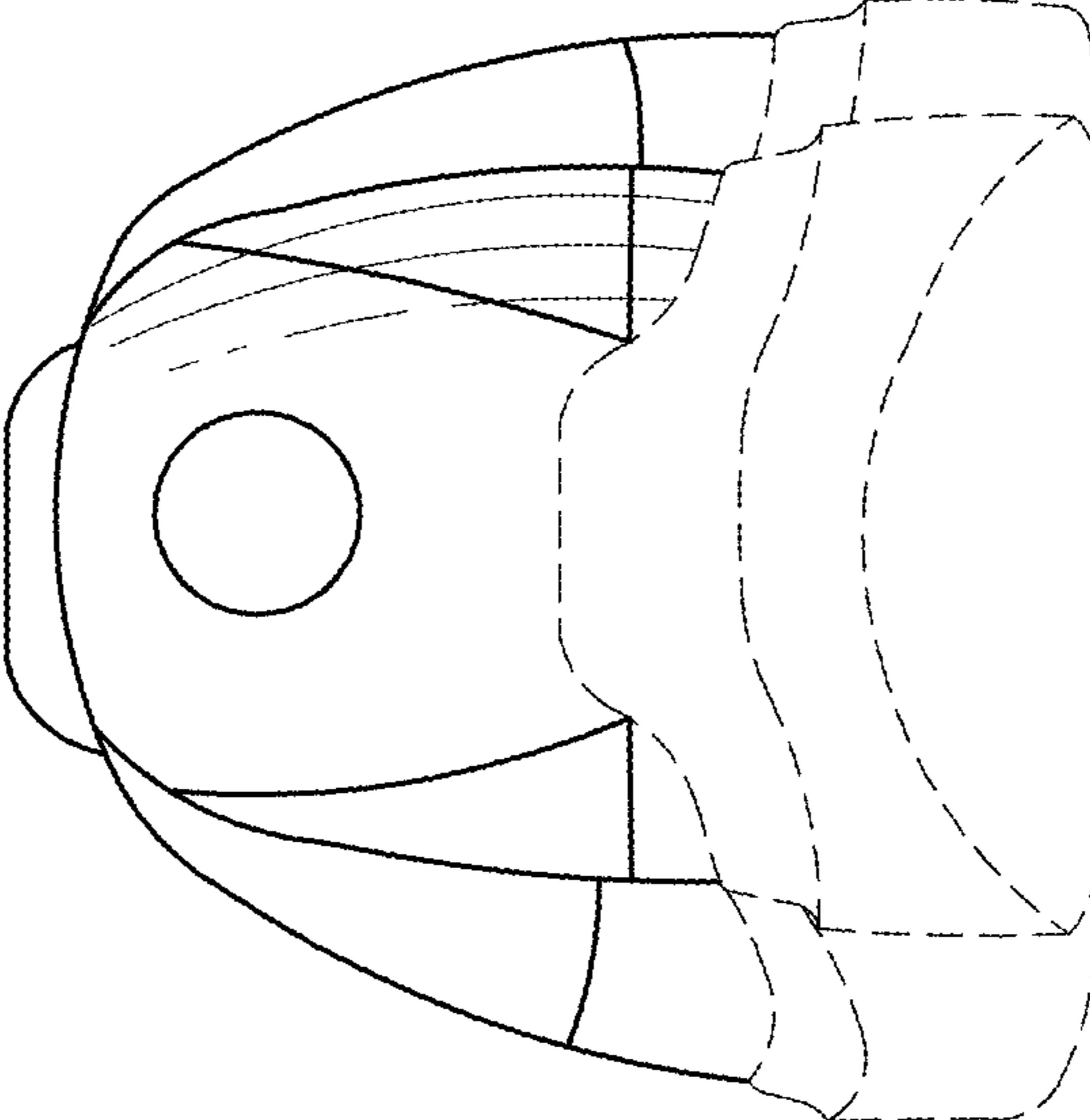


FIG. 6

