



US00D685164S

(12) **United States Design Patent**
Allen

(10) **Patent No.:** **US D685,164 S**
(45) **Date of Patent:** **** Jul. 2, 2013**

(54) **SLIP SIMULATION SHOE COVER**

D549,429 S * 8/2007 Norton D2/914
D628,372 S * 12/2010 Bell et al. D2/962
D651,381 S * 1/2012 Simms D2/909

(71) Applicant: **URS Energy & Construction, Inc.,**
Aiken, SC (US)

* cited by examiner

(72) Inventor: **Patricia Allen,** North Augusta, SC (US)

Primary Examiner — Robert M Spear

(73) Assignee: **URS Energy & Construction, Inc.,**
Aiken, SC (US)

Assistant Examiner — Rashida C McCoy

(74) *Attorney, Agent, or Firm* — J. Bennett Mullinax, LLC

(**) Term: **14 Years**

(57) **CLAIM**

The ornamental design for a slip simulation shoe cover, as shown and described.

(21) Appl. No.: **29/444,868**

DESCRIPTION

(22) Filed: **Feb. 5, 2013**

(51) **LOC (9) Cl.** **02-04**

(52) **U.S. Cl.**
USPC **D2/909; D2/914**

(58) **Field of Classification Search**
USPC D2/896, 901, 902, 906, 909, 910,
D2/913, 914, 915, 948, 954, 962, 972; 36/7.1 R,
36/113, 114, 126–130, 132, 2 R, 1.5, 58.5,
36/69, 77 R, 7.3, 135
See application file for complete search history.

FIG. 1 is a perspective bottom view of the slip simulation shoe cover according to the present design;

FIG. 2 is a top view of the slip simulation shoe cover as shown in FIG. 1;

FIG. 3 is a bottom view of the slip simulation shoe cover as shown in FIG. 1;

FIG. 4 is a left side view of the slip simulation shoe cover as shown in FIG. 1;

FIG. 5 is a right side view of the slip simulation shoe cover as shown in FIG. 1;

FIG. 6 is a front view of the slip simulation shoe cover as shown in FIG. 1; and,

FIG. 7 is a rear view of the slip simulation shoe cover as shown in FIG. 1.

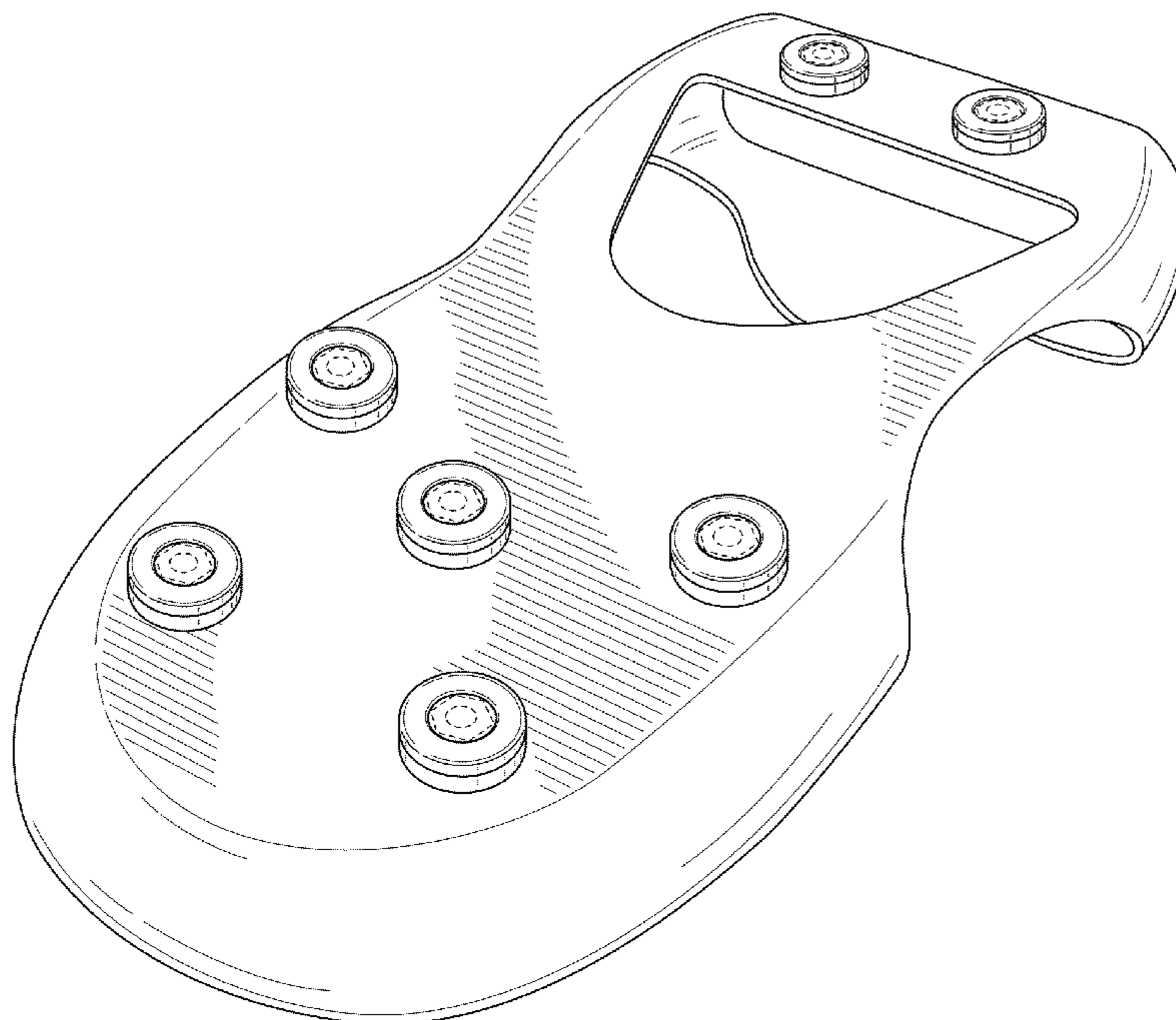
The broken lines shown in the drawing disclosure are for illustrative purposes only and form no part of the claimed design.

(56) **References Cited**

U.S. PATENT DOCUMENTS

D277,899 S * 3/1985 Hutchinson D2/914
D313,111 S * 12/1990 McKinstry D2/962
5,548,910 A * 8/1996 Klingseis 36/135
D377,710 S * 2/1997 Poust D2/914
D397,542 S * 9/1998 Bradshaw D2/914
D407,544 S * 4/1999 Kenser D2/962

1 Claim, 5 Drawing Sheets



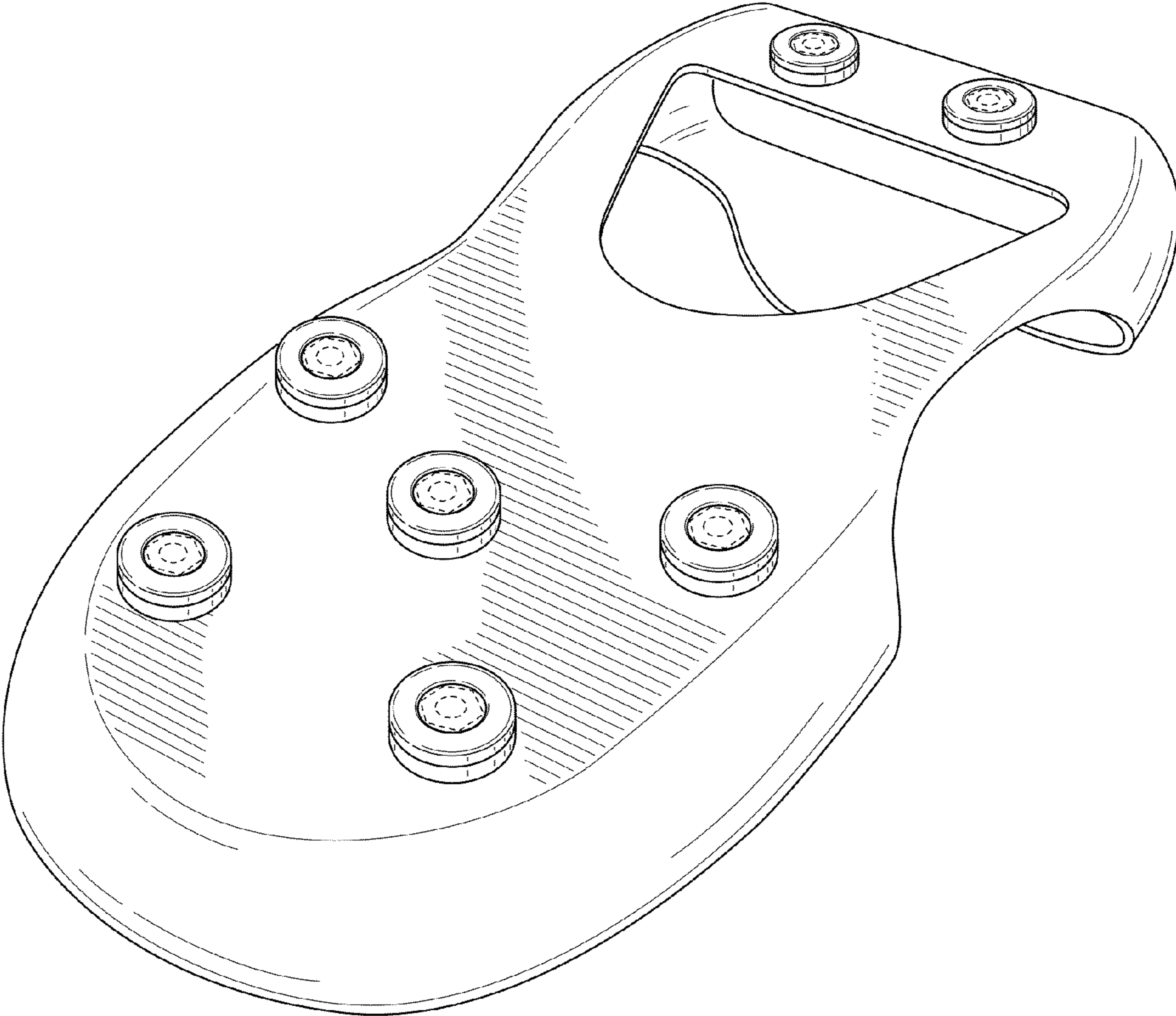


FIG. 1

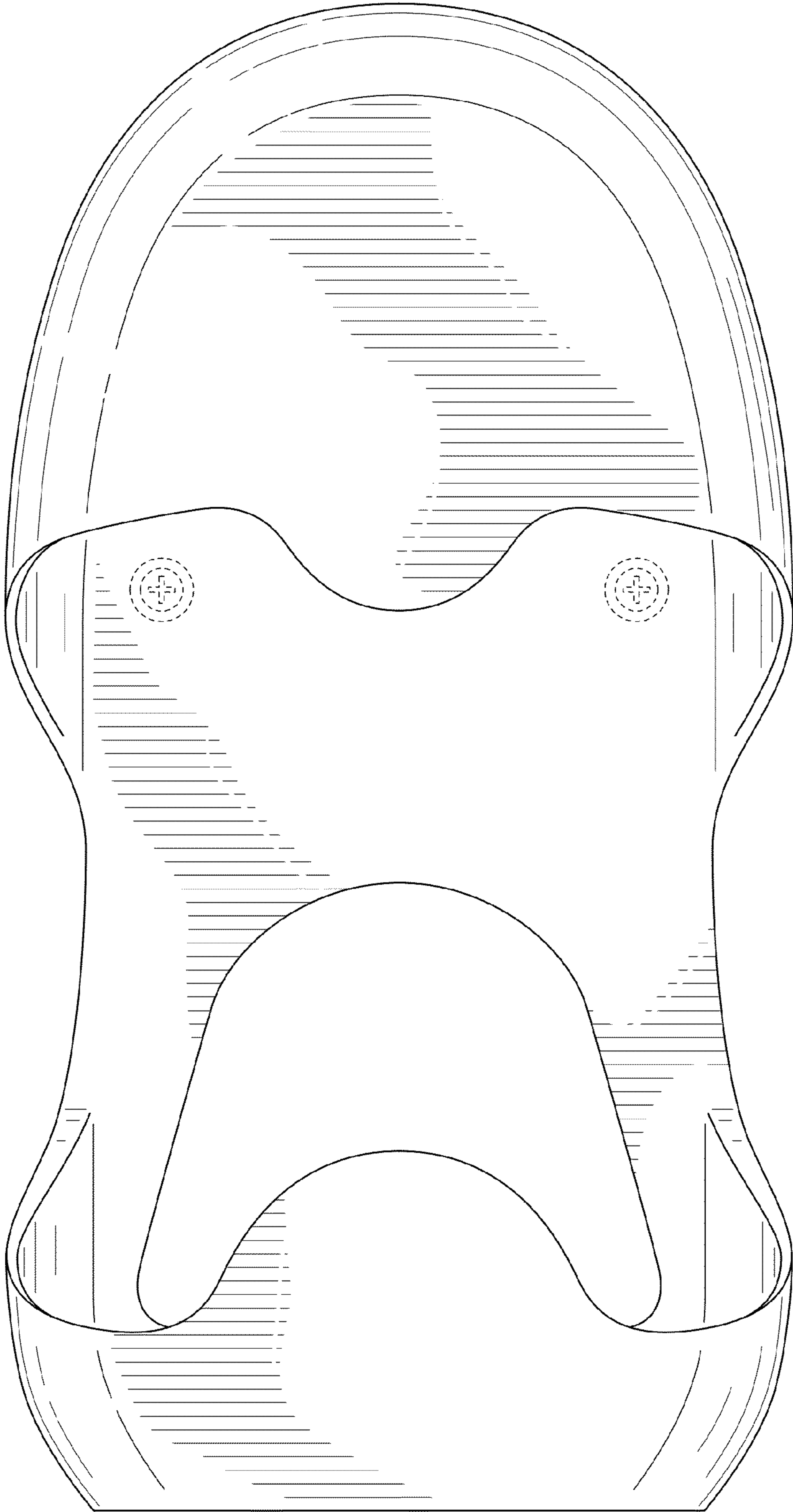


FIG. 2

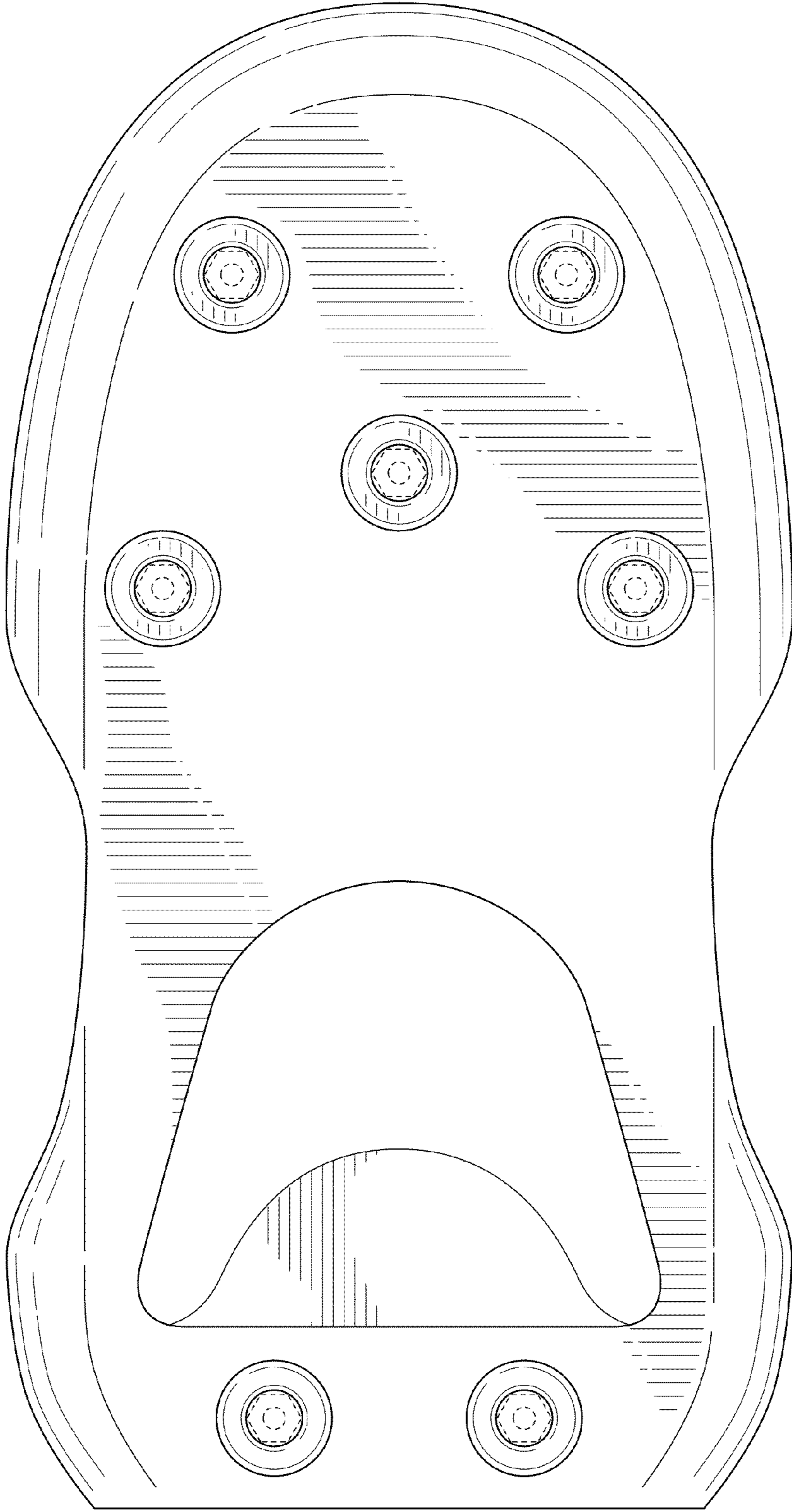


FIG. 3

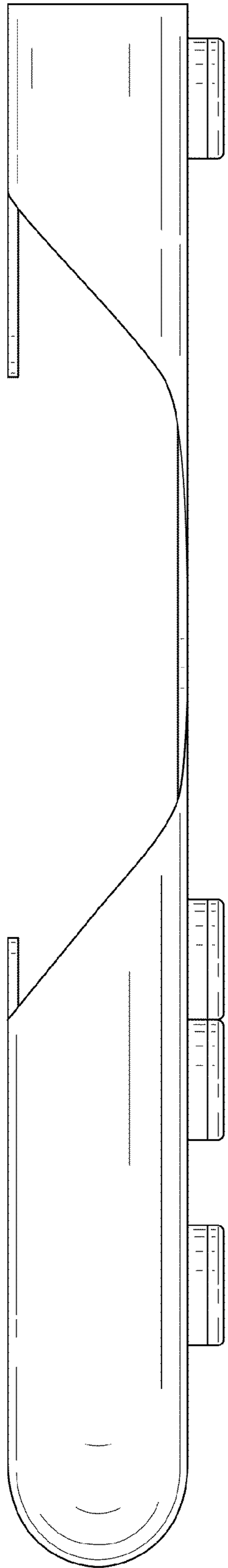


FIG. 4

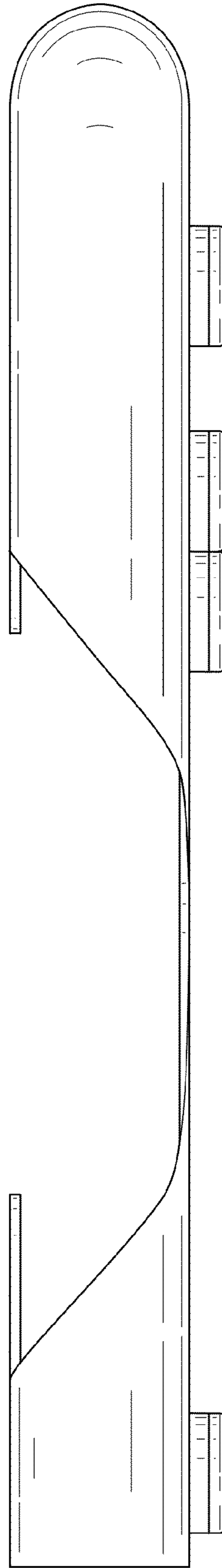


FIG. 5

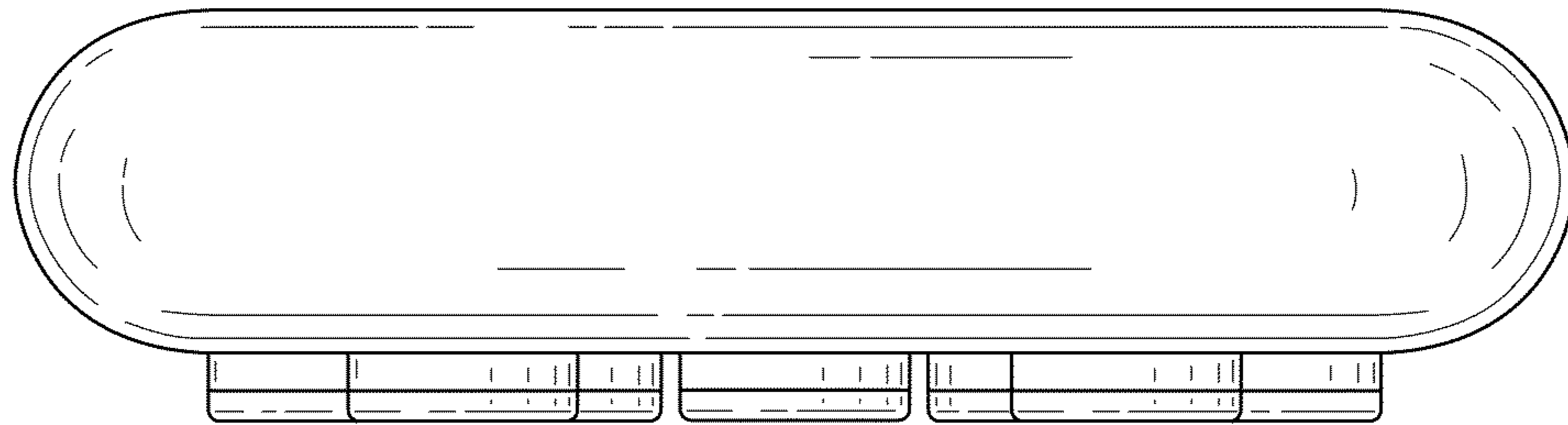


FIG. 6

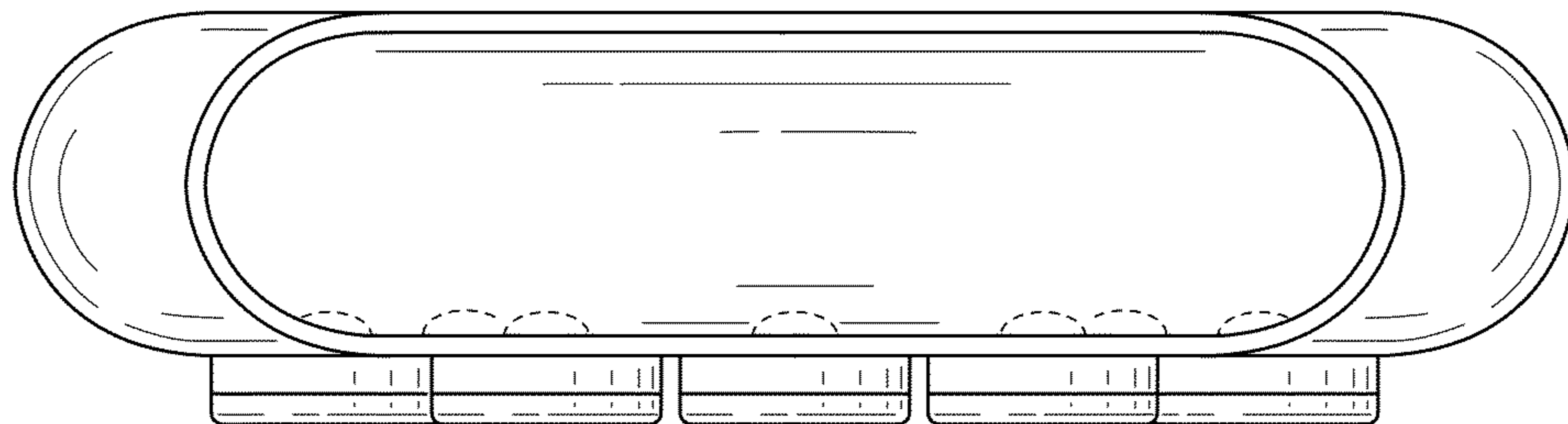


FIG. 7