



US00D685162S

(12) **United States Design Patent**
Kampff

(10) **Patent No.:** **US D685,162 S**
(45) **Date of Patent:** **** Jul. 2, 2013**

(54) **SHOE**

(71) Applicant: **Patrick Kampff**, Sao Paulo (BR)

(72) Inventor: **Patrick Kampff**, Sao Paulo (BR)

(73) Assignee: **Alpargatas S.A.**, Sao Paulo, SP (BR)

(**) Term: **14 Years**

(21) Appl. No.: **29/438,271**

(22) Filed: **Nov. 28, 2012**

(30) **Foreign Application Priority Data**

Aug. 17, 2012 (EM) 002088955

(51) **LOC (9) Cl.** **02-04**

(52) **U.S. Cl.**
USPC **D2/896; D2/944**

(58) **Field of Classification Search**
USPC D2/896, 897, 900, 907, 923, 939,
D2/943-944, 947, 969; 36/45, 50.1, 83, 3 A,
36/3 B, 8.3, 114, 84

See application file for complete search history.

(56) **References Cited**

U.S. PATENT DOCUMENTS

D108,615	S	*	3/1938	Cook	D2/944
D188,037	S	*	5/1960	Dassler	D2/907
D258,546	S	*	3/1981	Famolare, Jr.	D2/908
D449,426	S	*	10/2001	Pollastrelli	D2/908
D492,103	S	*	6/2004	Galway	D2/969
D568,585	S	*	5/2008	Dolce et al.	D2/907
D568,587	S	*	5/2008	Dolce et al.	D2/907

* cited by examiner

Primary Examiner — Robert M Spear

Assistant Examiner — Rashida C McCoy

(74) *Attorney, Agent, or Firm* — R. Blake Johnston, Esq.;
DLA Piper LLP (US)


(57) **CLAIM**

The ornamental design for a shoe, as shown and described.

DESCRIPTION

FIG. 1 is a perspective view of the shoe;
FIG. 2 is a front elevational view of the shoe;
FIG. 3 is a rear elevational view of the shoe;
FIG. 4 is a left side elevational view of the shoe;
FIG. 5 is a right side elevational view of the shoe;
FIG. 6 is a top plan view of the shoe; and,
FIG. 7 is a bottom plan view of the shoe.

1 Claim, 7 Drawing Sheets






FIG. 1

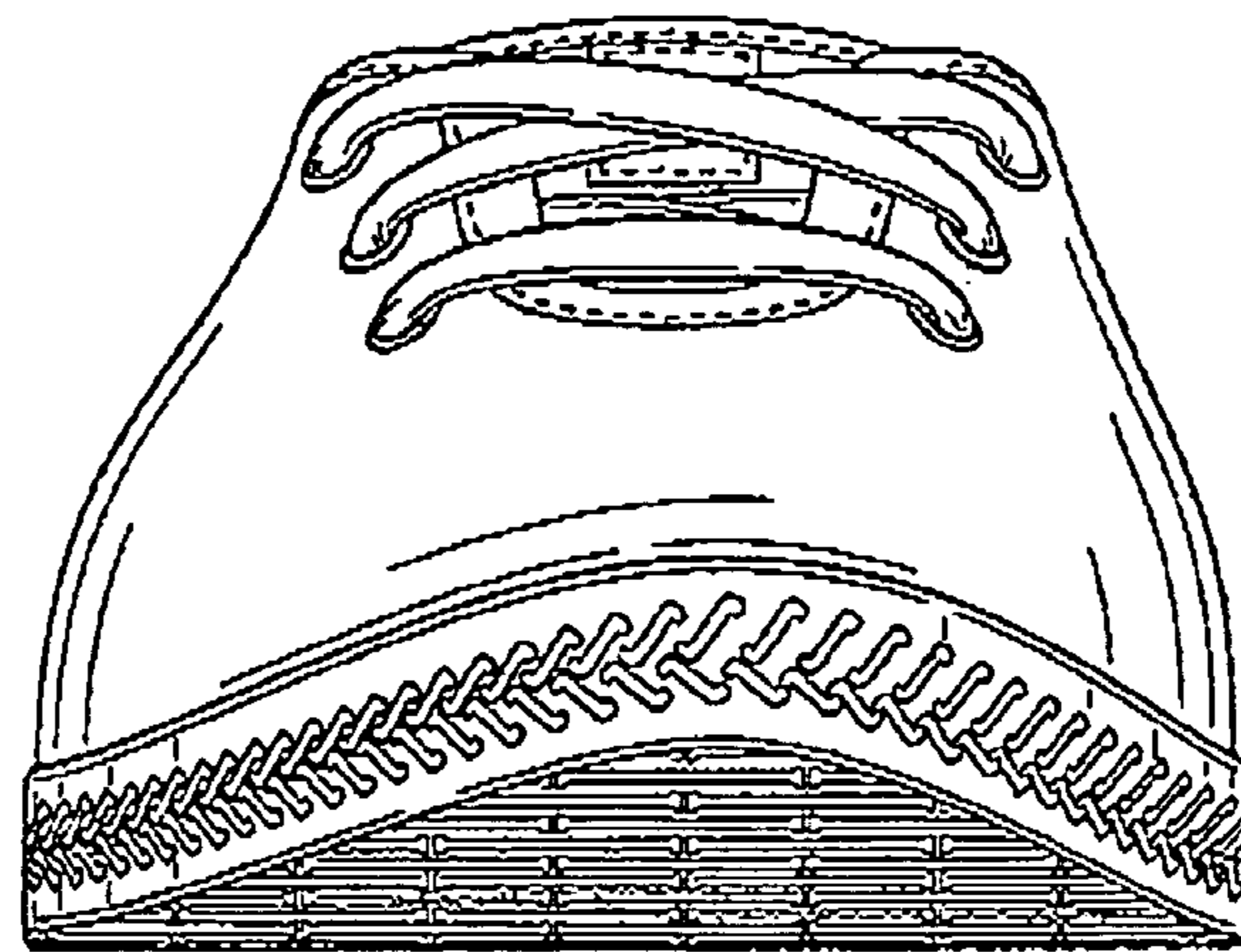


FIG. 2

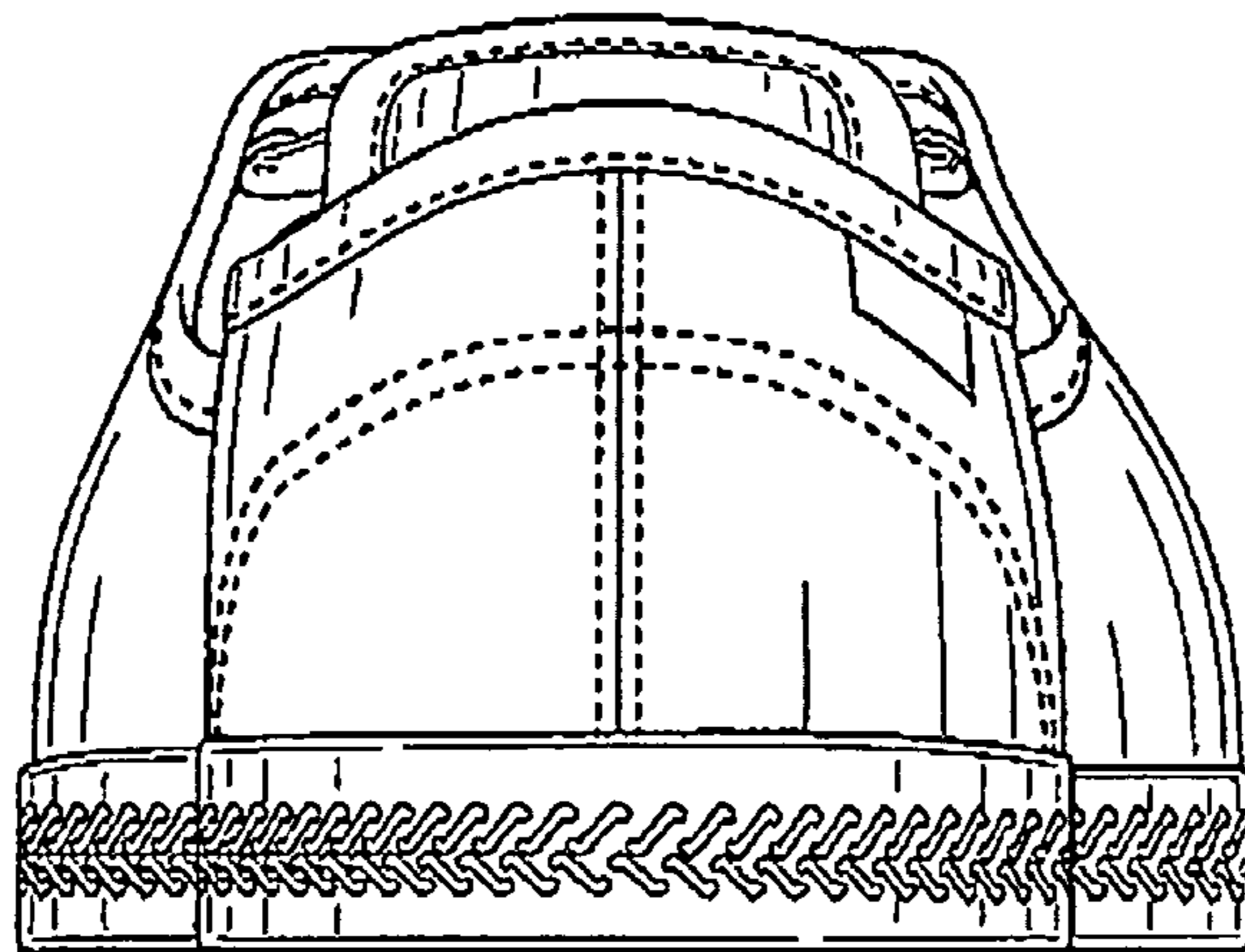


FIG. 3

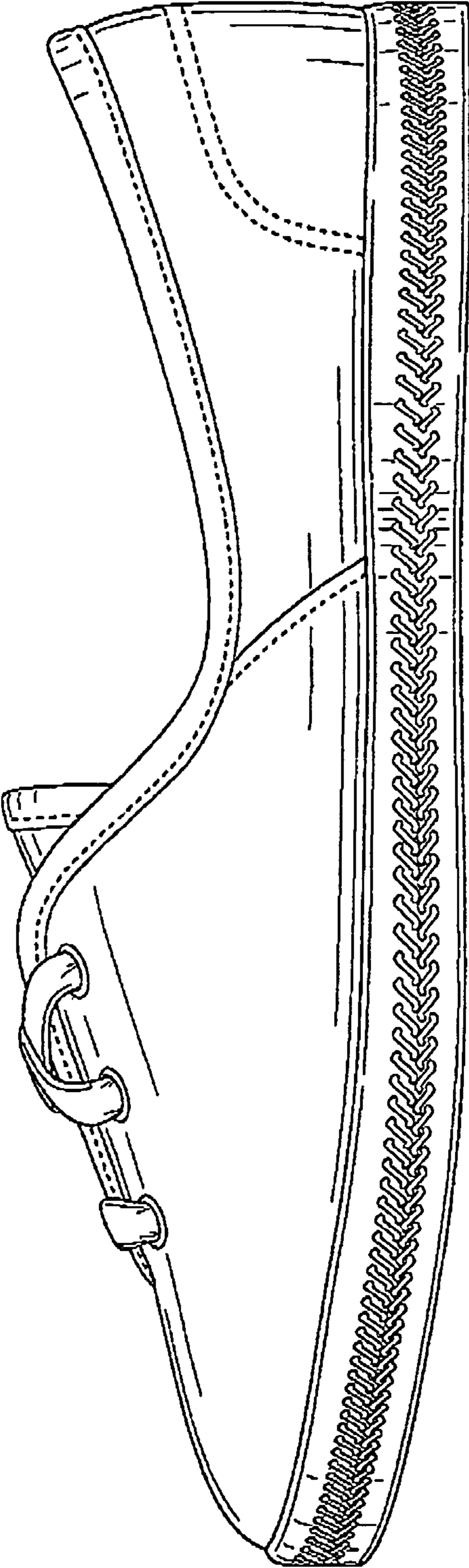


FIG. 4

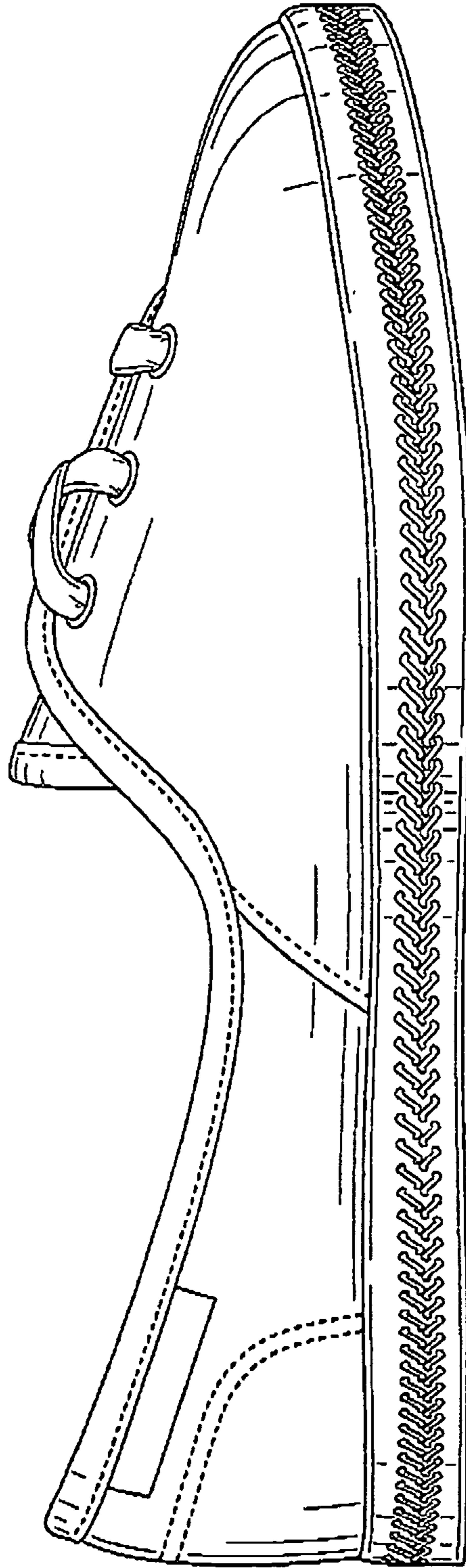


FIG. 5

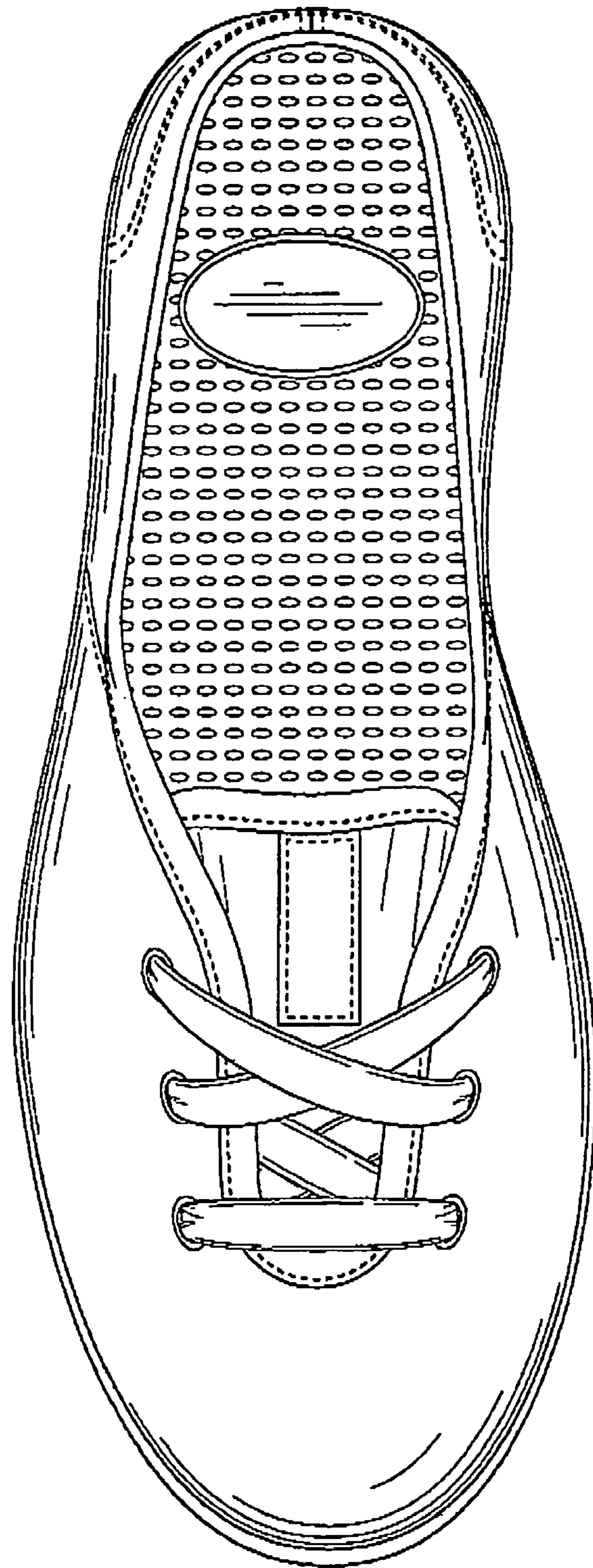


FIG. 6

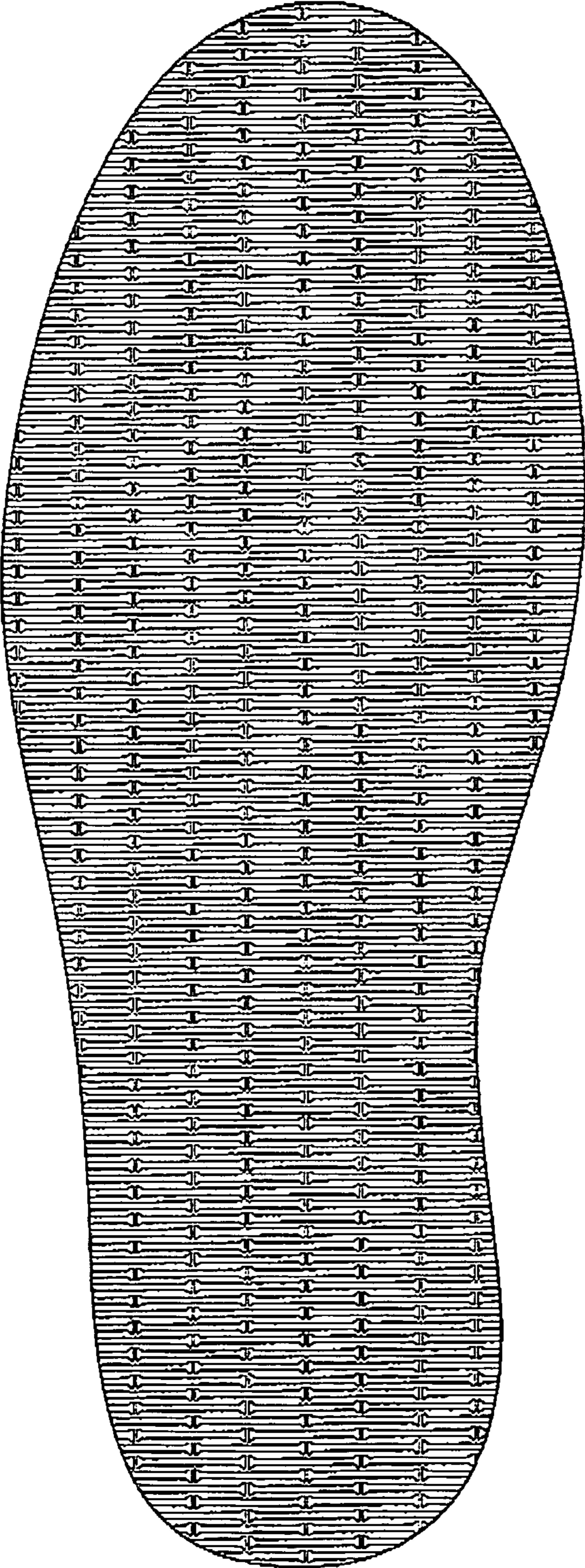


FIG. 7