



US00D685147S

(12) **United States Design Patent**
Muir

(10) **Patent No.:** **US D685,147 S**
(45) **Date of Patent:** **** Jun. 25, 2013**

(54) **COMBINED PLATFORM AND LITTER BOX**

(76) Inventor: **Bette A. Muir**, The Villages, FL (US)

(**) Term: **14 Years**

(21) Appl. No.: **29/428,395**

(22) Filed: **Jul. 30, 2012**

(51) **LOC (9) Cl.** **30-99**

(52) **U.S. Cl.**
USPC **D30/161; D30/118**

(58) **Field of Classification Search**
USPC D30/119, 161, 199; 119/161-163,
119/165-170; D6/349, 356
See application file for complete search history.

(56) **References Cited**

U.S. PATENT DOCUMENTS

3,618,568	A	11/1971	Breeden	
4,027,625	A *	6/1977	Wheeler	119/170
4,231,321	A *	11/1980	Cohen	119/162
D271,256	S	11/1983	McClelland	
D272,569	S *	2/1984	Argentine et al.	D30/161
D289,574	S *	4/1987	Stinner	D30/161
D307,800	S	5/1990	Hradisky	
5,027,451	A *	7/1991	Wooten et al.	119/162
D320,702	S *	10/1991	Dewing	D6/349
5,117,780	A	6/1992	Wooten et al.	
D330,462	S *	10/1992	Szablak et al.	D6/350
D335,966	S	6/1993	Schwartzkopf et al.	
D341,279	S *	11/1993	Goetz	D6/349
D351,476	S	10/1994	Grosfillex	
5,394,835	A	3/1995	Gatta	
D357,361	S *	4/1995	Karten et al.	D6/349
D358,283	S	5/1995	Kelly	
D364,944	S *	12/1995	Blaine	D30/161
D367,976	S *	3/1996	VanSkiver et al.	D6/349
D383,261	S *	9/1997	Karsten et al.	D6/350
D387,507	S *	12/1997	Willinger et al.	D30/108
5,785,000	A	7/1998	Barbary	
5,924,383	A *	7/1999	Smith	119/165

(Continued)

OTHER PUBLICATIONS

Litterworks, LitterWorks Litter Box System, LitterWorks steps, LitterWorks Litter Disposal System, viewed on Jun. 25, 2012 at <http://litterworks.com/>.

Primary Examiner — Cathy A MacCormac

(74) *Attorney, Agent, or Firm* — Law Office of Steven R. Olsen, PLLC; Steven R. Olsen

(57) **CLAIM**

The ornamental design for a combined platform and litter box, as shown and described.

DESCRIPTION

FIG. 1 is a perspective view of a combined platform and litter box showing a first embodiment of my new design, the perspective view illustrating a front, a top, and a right side thereof, a left side being a mirror image of the right side shown;

FIG. 2 is a rear view of the first embodiment;

FIG. 3 is an exploded perspective view of the first embodiment;

FIG. 4 is a perspective view of a combined platform and litter box showing a second embodiment of my new design, the perspective view illustrating a front, a top, and a right side thereof, a left side being a mirror image of the right side shown;

FIG. 5 is a rear view of the second embodiment;

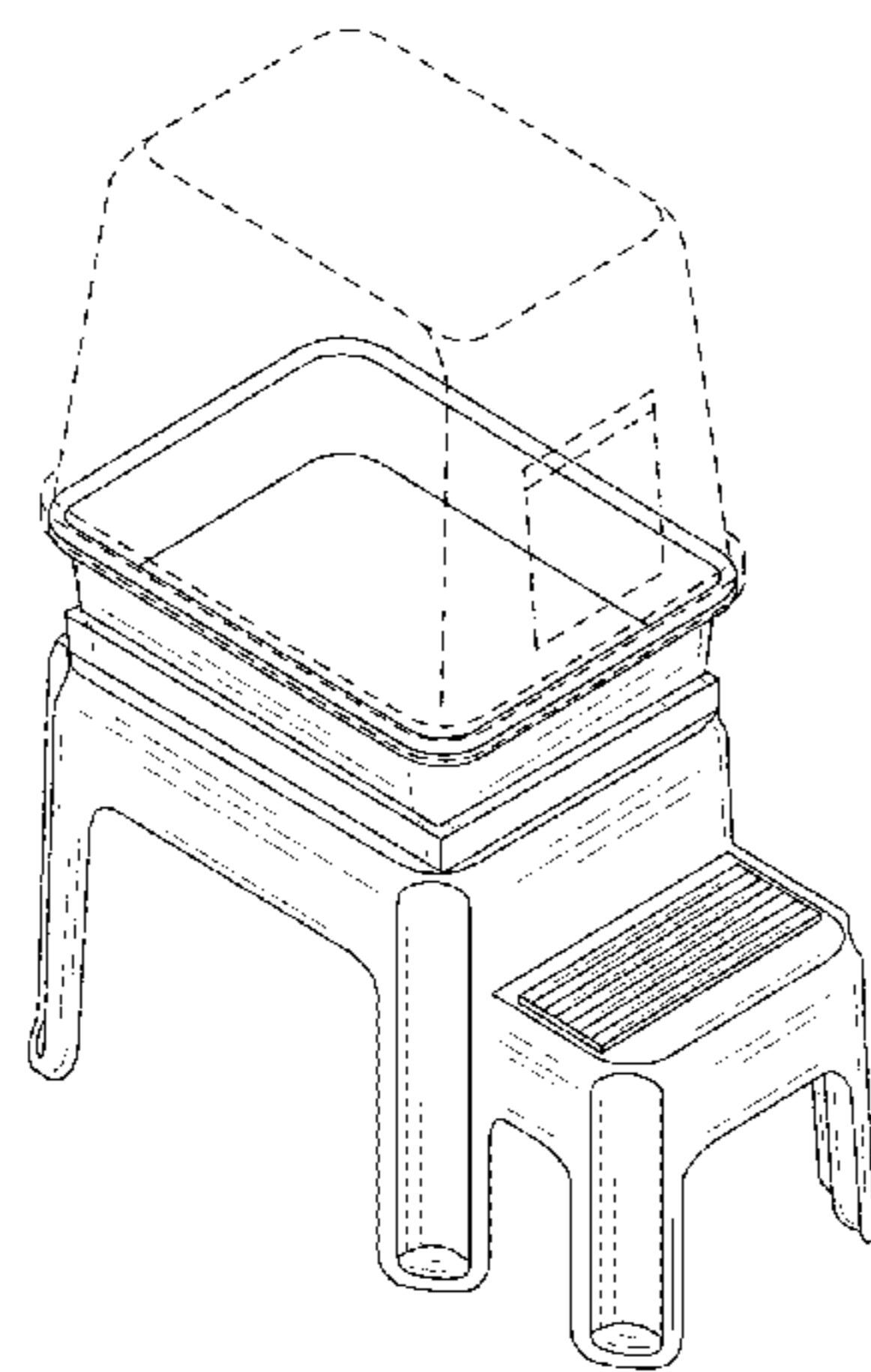
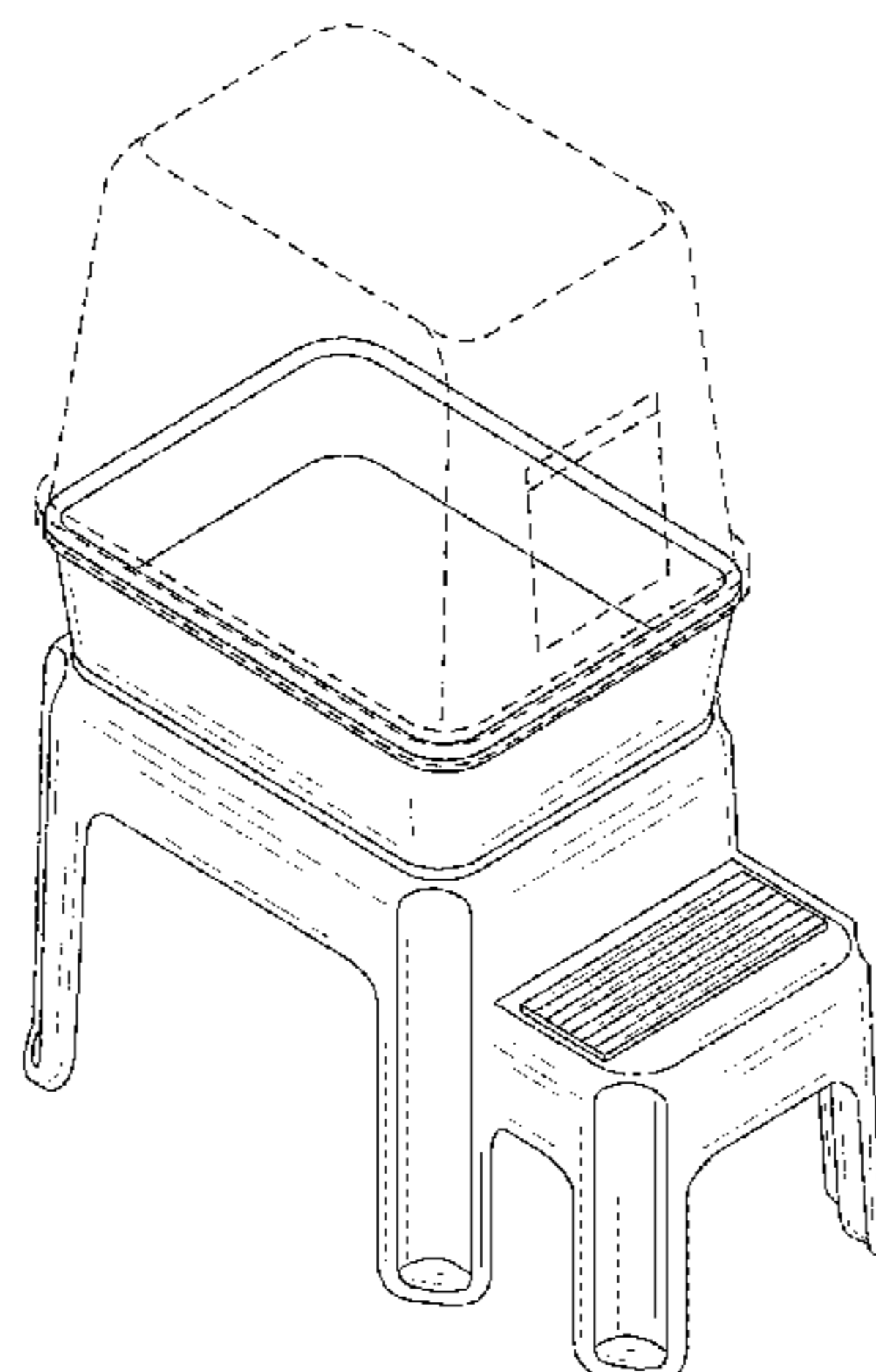
FIG. 6 is an exploded perspective view of the second embodiment;

FIG. 7 is a top view of both the first and second embodiments;

and,
FIG. 8 is a bottom view of both the first and second embodiments.

The cover and other features shown in broken lines are for illustrative purposes only and form no part of the claimed design.

1 Claim, 5 Drawing Sheets



US D685,147 S

Page 2

U.S. PATENT DOCUMENTS

5,964,190	A *	10/1999	Willinger et al.	119/500	7,207,292	B1	4/2007	Colten	
D429,038	S *	8/2000	Forester	D30/119	D623,808	S *	9/2010	Weber	D30/199
6,295,948	B1 *	10/2001	Bowron	119/165	7,882,805	B2	2/2011	Yu	
6,338,318	B1	1/2002	Apichom		D640,015	S *	6/2011	Birck	D30/119
6,360,689	B1	3/2002	Weinert		D664,312	S *	7/2012	Bizzle	D30/161
D476,175	S	6/2003	Jackson		2008/0072827	A1	3/2008	Bohjalian et al.	
D512,537	S *	12/2005	Barnes et al.	D30/119	2009/0199778	A1	8/2009	Kratzer et al.	
6,997,137	B1	2/2006	Ricke						

* cited by examiner

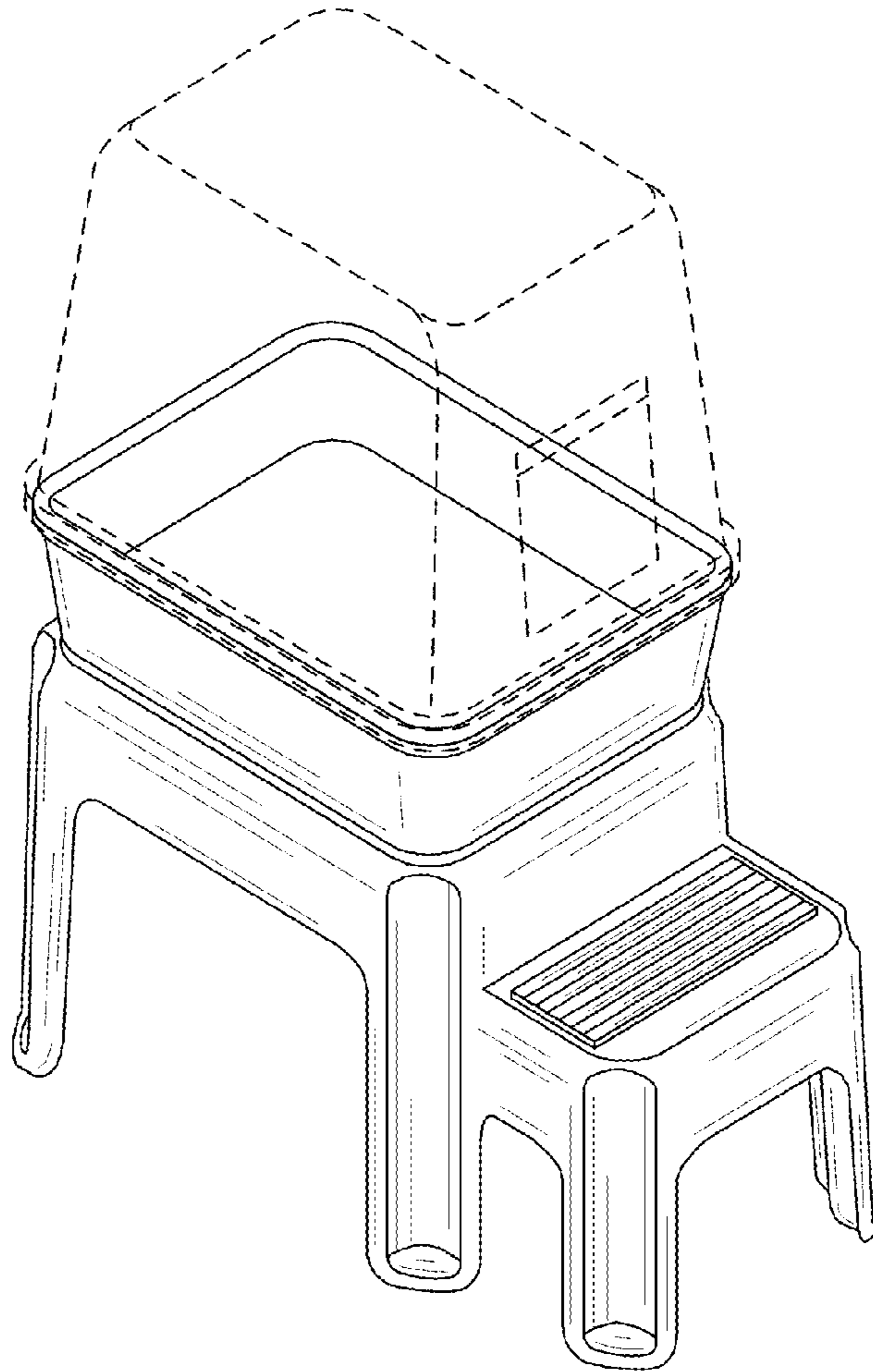


FIG. 1

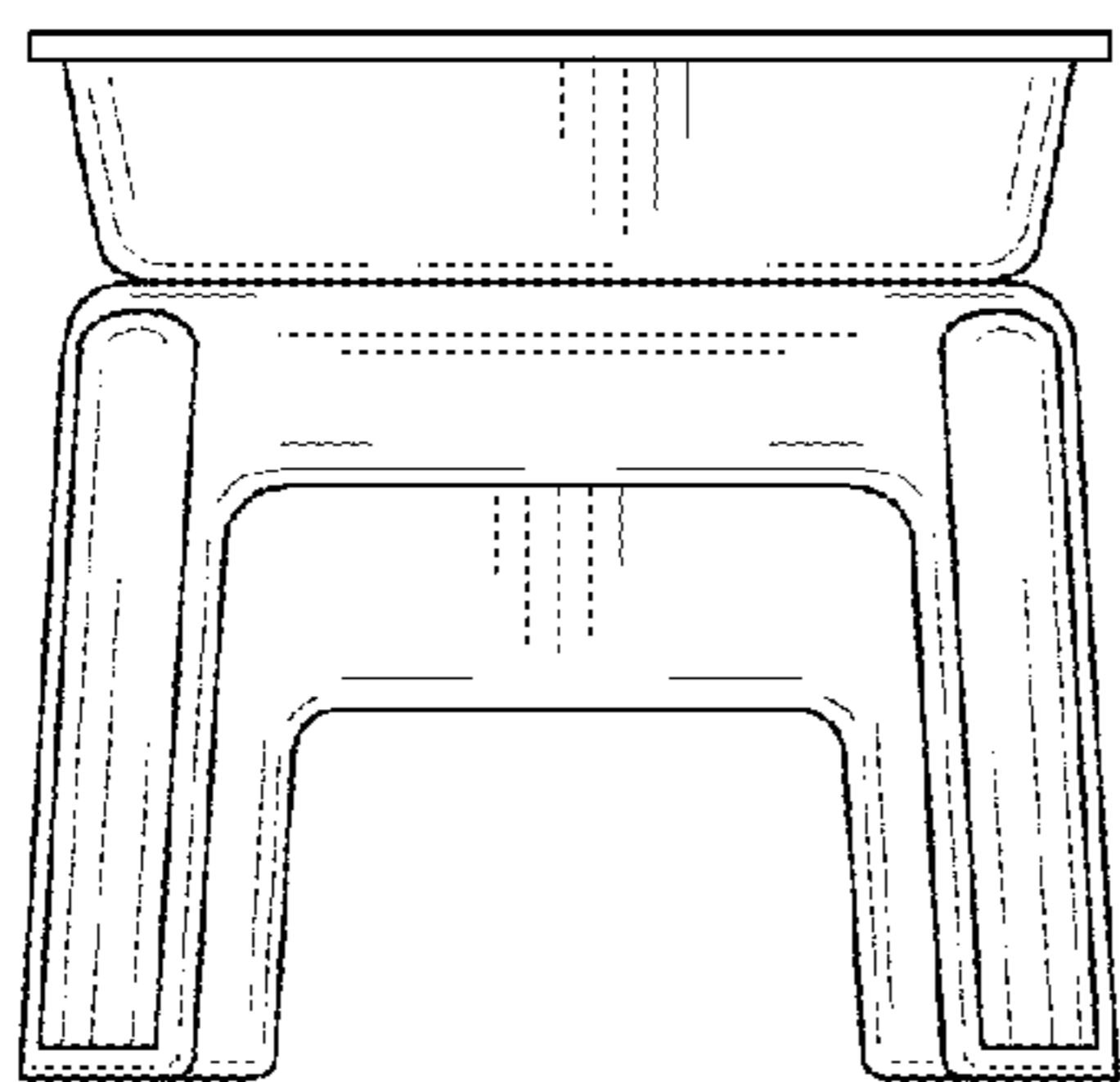


FIG. 2

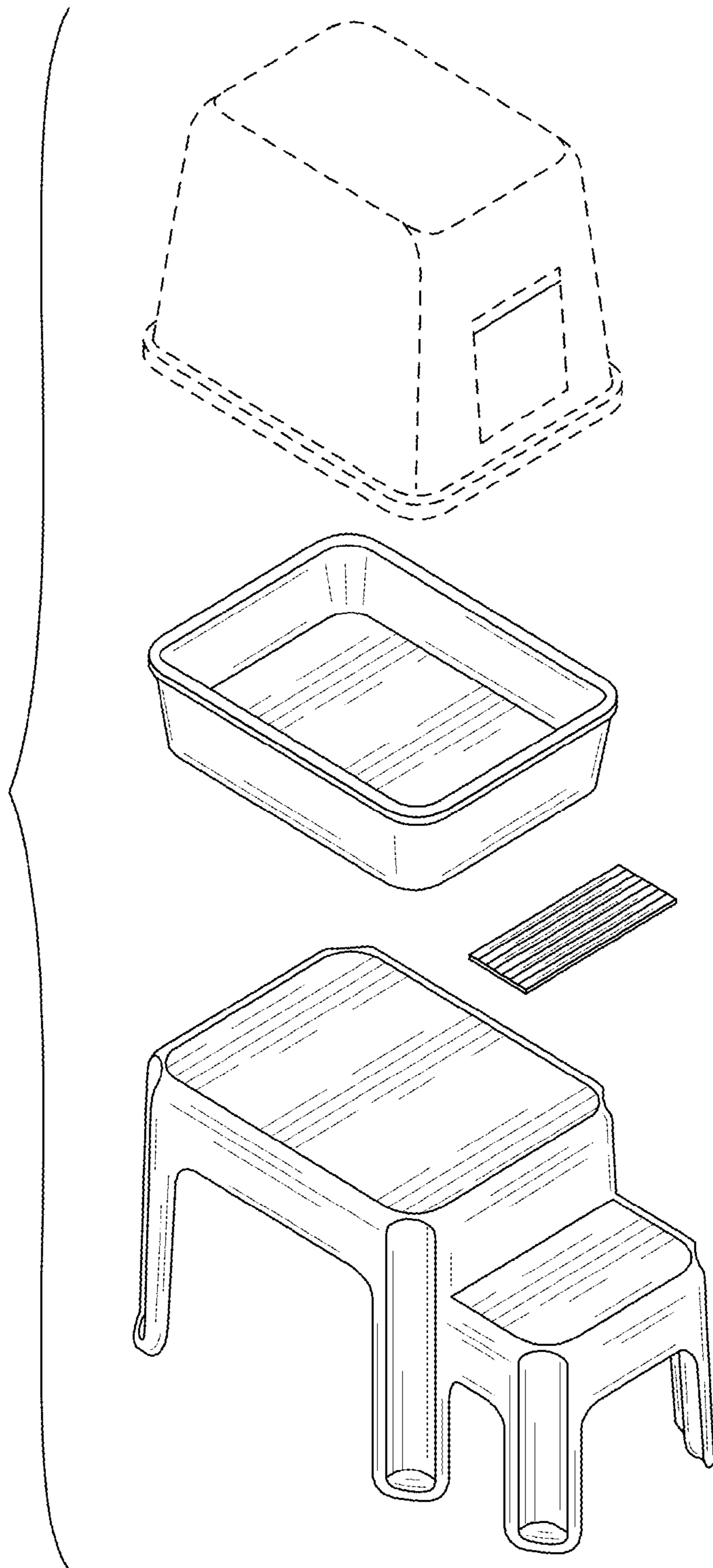


FIG. 3

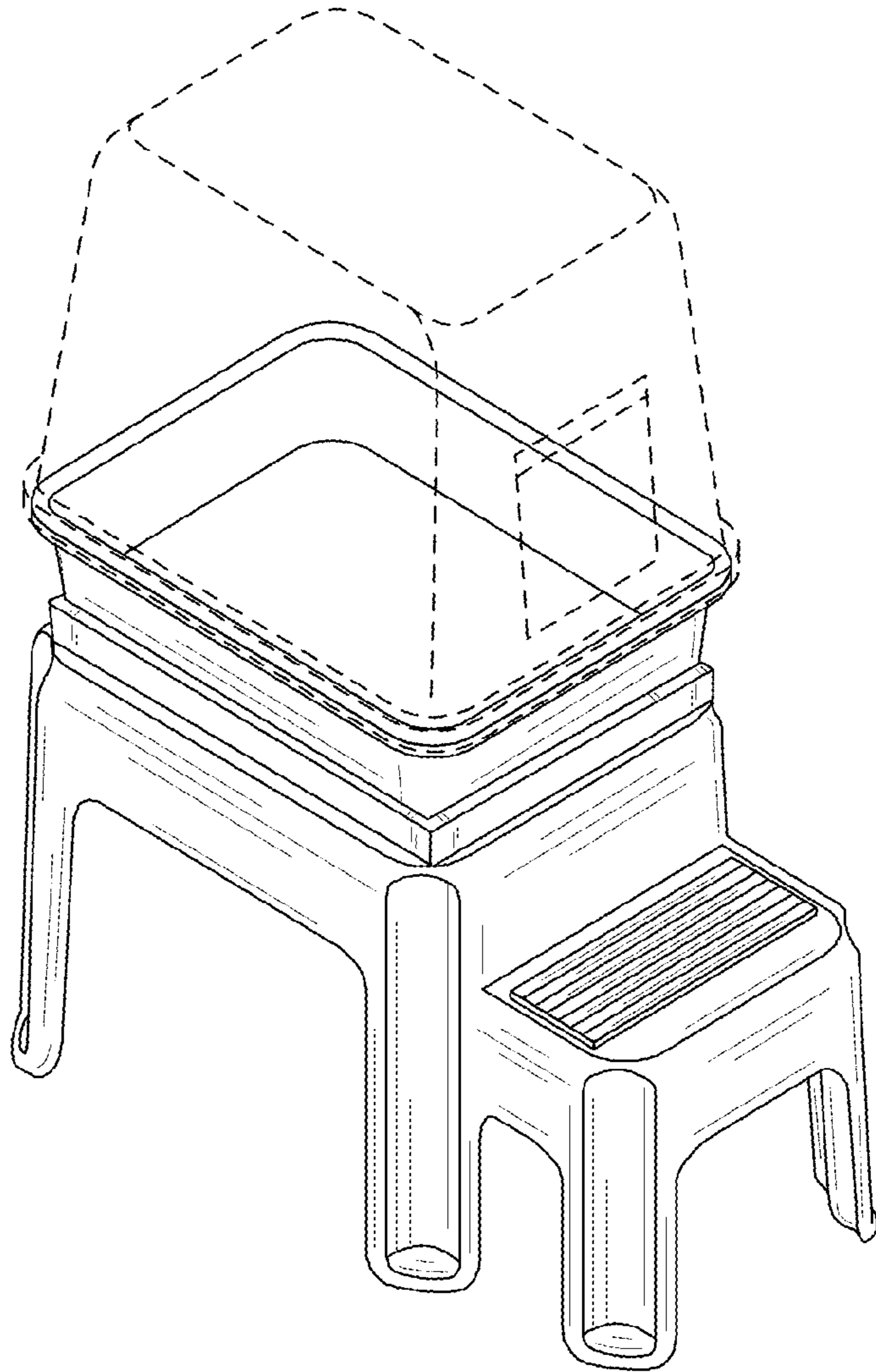


FIG. 4

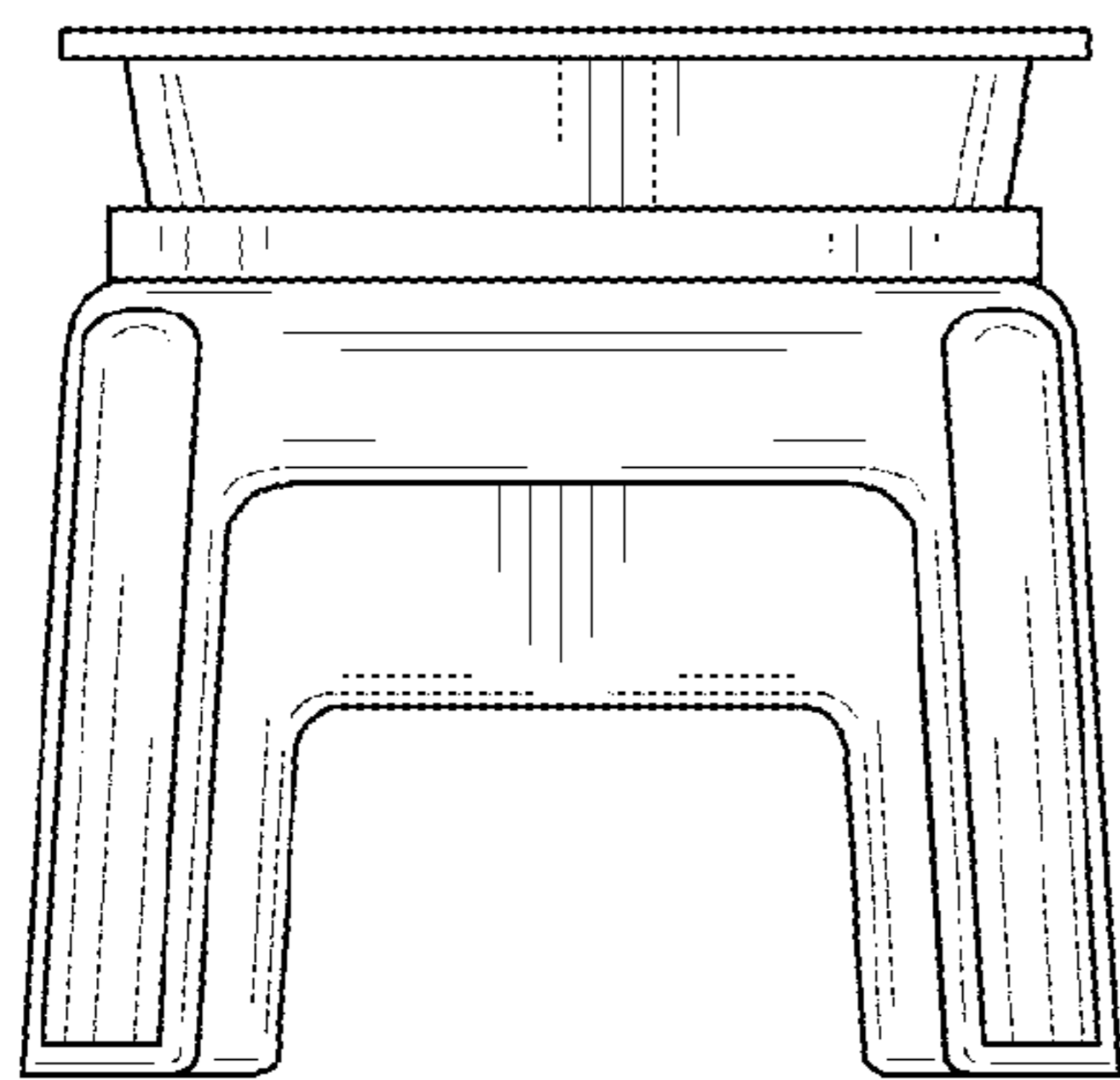


FIG. 5

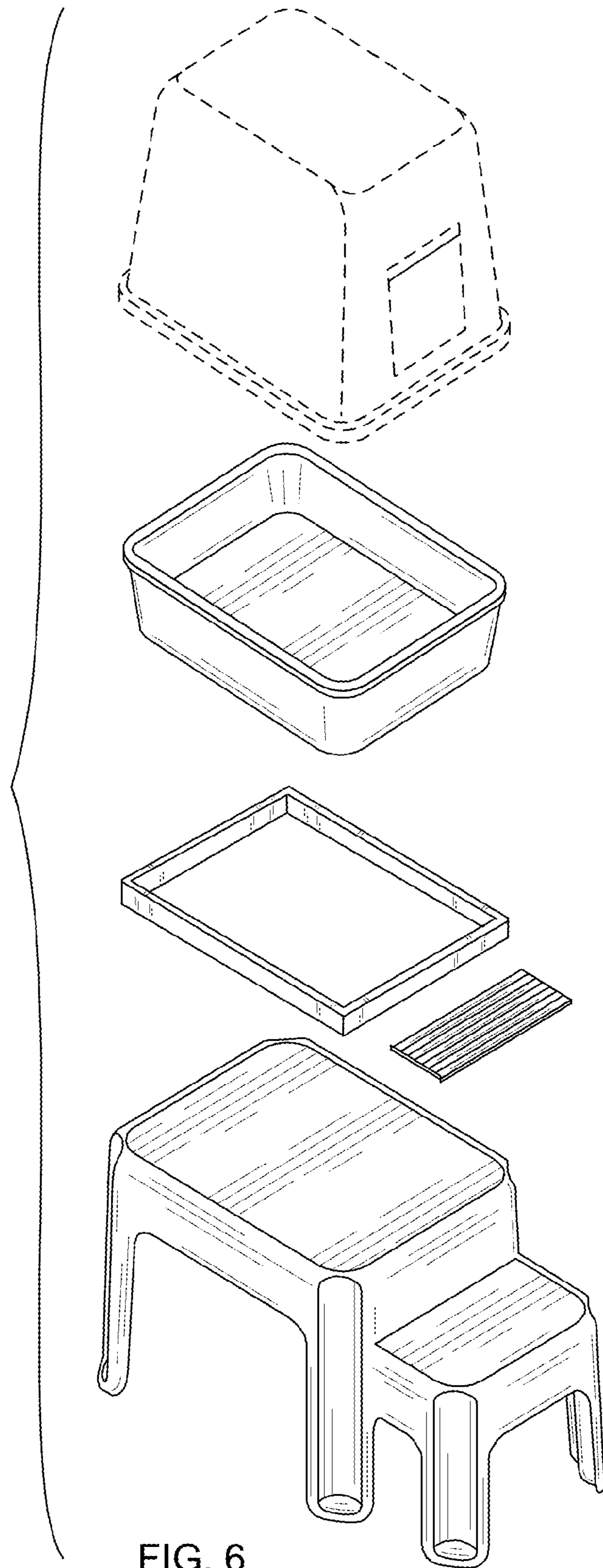


FIG. 6




FIG. 7




FIG. 8