



US00D685145S

(12) **United States Design Patent**  
**Lee**

(10) **Patent No.:** **US D685,145 S**  
(45) **Date of Patent:** **\*\* Jun. 25, 2013**

(54) **CATNIP TOY**

(75) Inventor: **Betty Lee**, San Francisco, CA (US)

(73) Assignee: **Worldwise, Inc.**, San Rafael, CA (US)

(\*\*) Term: **14 Years**

(21) Appl. No.: **29/426,925**

(22) Filed: **Jul. 11, 2012**

(51) **LOC (9) Cl.** ..... **30-99**

(52) **U.S. Cl.**  
USPC ..... **D30/160**; D1/199

(58) **Field of Classification Search**  
USPC ..... D30/160; D1/104, 106, 120, 122,  
D1/199; D21/465, 467, 476; D24/194-195;  
119/702, 706-711  
See application file for complete search history.

(56) **References Cited**

**U.S. PATENT DOCUMENTS**

1,688,374	A *	10/1928	Belfry	15/227
D118,424	S *	1/1940	Irmscher	D1/199
D145,896	S *	11/1946	Grosvenor	D24/195
D171,165	S *	12/1953	Newmark	D24/194
2,819,167	A *	1/1958	Irmscher	D1/199
4,153,153	A *	5/1979	Herzog	206/0.5
D310,718	S *	9/1990	Robison	D24/194
D322,147	S *	12/1991	Hall	D30/160
5,180,337	A *	1/1993	Rein	D30/160
D350,475	S *	9/1994	Cirelli	D30/160
5,415,132	A *	5/1995	Meyer	119/707
D368,152	S *	3/1996	Cahill et al.	D1/199

5,797,243	A *	8/1998	Tagliaferri et al.	53/413
D418,638	S *	1/2000	Arnold	D30/160
D475,833	S *	6/2003	Robinson	D1/199
D565,259	S *	3/2008	Forer	D30/160
D602,676	S *	10/2009	Rea et al.	D1/199
D603,580	S *	11/2009	Rea et al.	D1/199

**OTHER PUBLICATIONS**

<http://www.ebay.com/itm/XXX-STRONG-CANADIAN-CATNIP-TEA-BAG-CAT-TOY-REFILL-treat-kittens-cats-pillow-bulk-/220882105720>; XXX Strong Canadian Catnip Tea Bag Cat Toy Refill; Copyright 1995-2013.\*

\* cited by examiner

*Primary Examiner* — Cathy A MacCormac

(74) *Attorney, Agent, or Firm* — Bay Area Technology Law Group PC

(57) **CLAIM**

The ornamental design for a catnip toy, as shown and described.

**DESCRIPTION**

FIG. 1 is a perspective view of a catnip toy showing my new design;

FIG. 2 is a front view of FIG. 1;

FIG. 3 is a rear view of FIG. 1;

FIG. 4 is a right side view of FIG. 1;

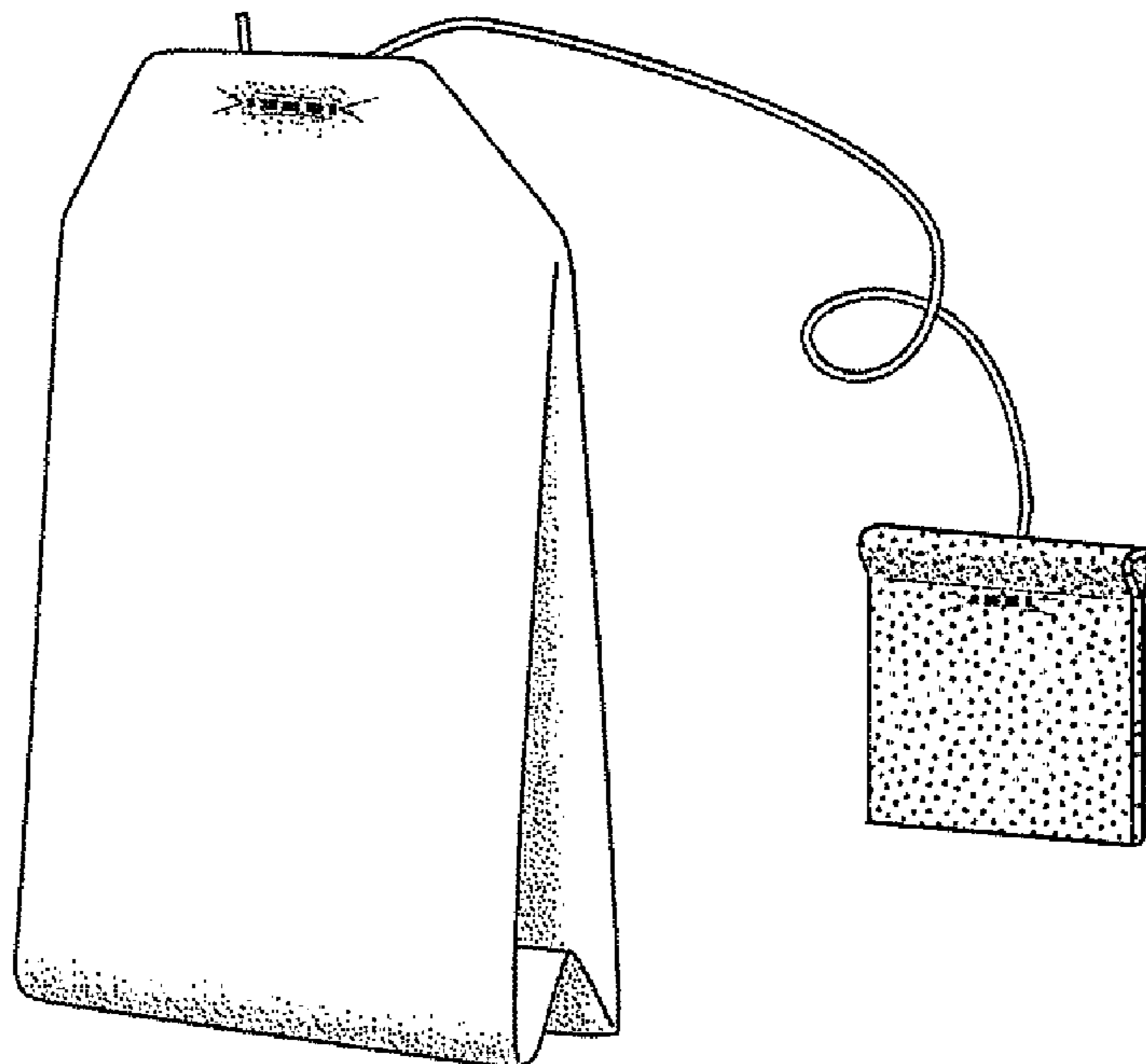
FIG. 5 is a left side view of FIG. 1;

FIG. 6 is a top plan view of FIG. 1; and,

FIG. 7 is a bottom plan view of FIG. 1.

The broken lines on FIGS. 1-3 and 6 represent stitching, are for illustration only and form no part of the claimed design.

**1 Claim, 2 Drawing Sheets**



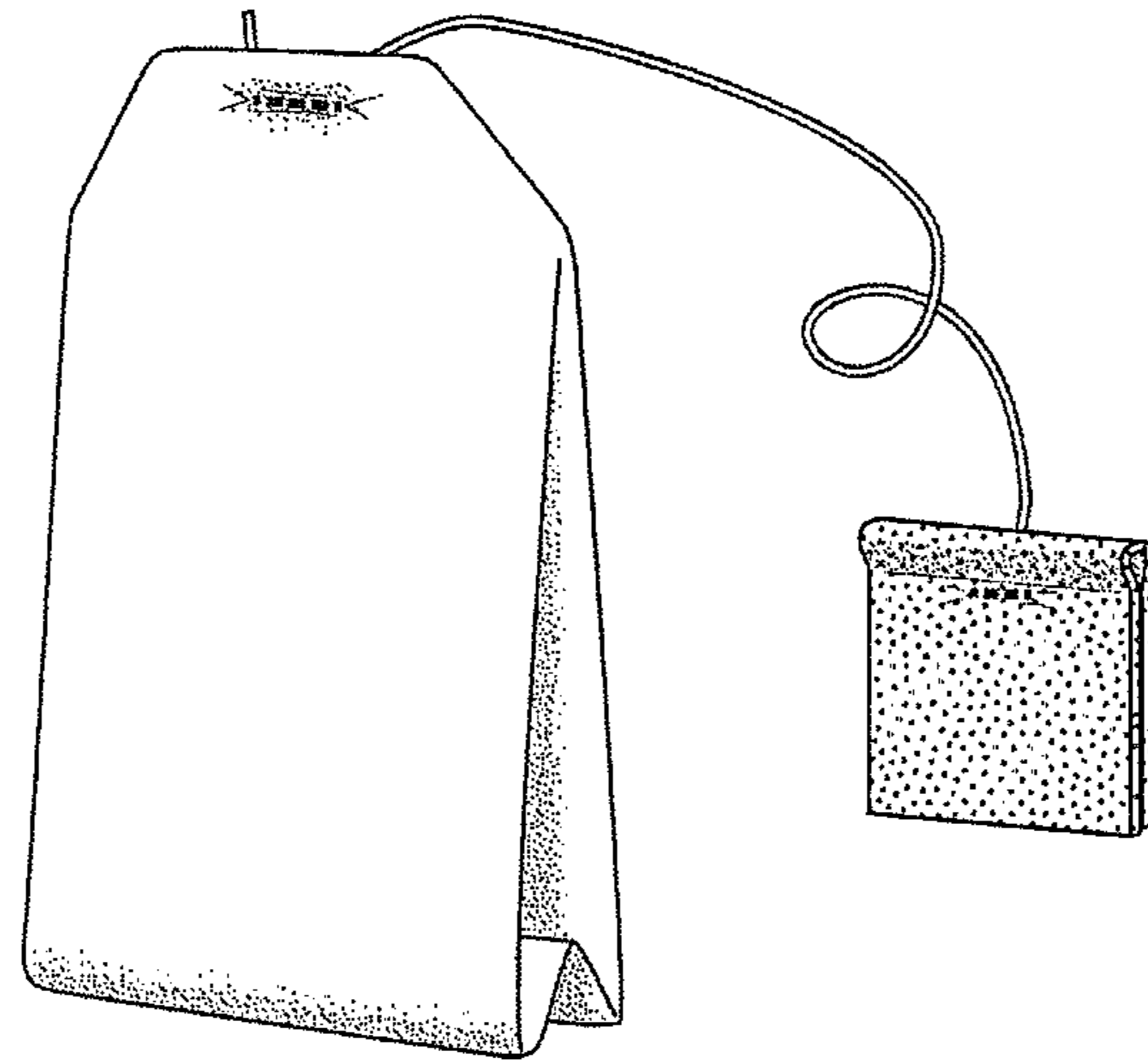


FIG. 1

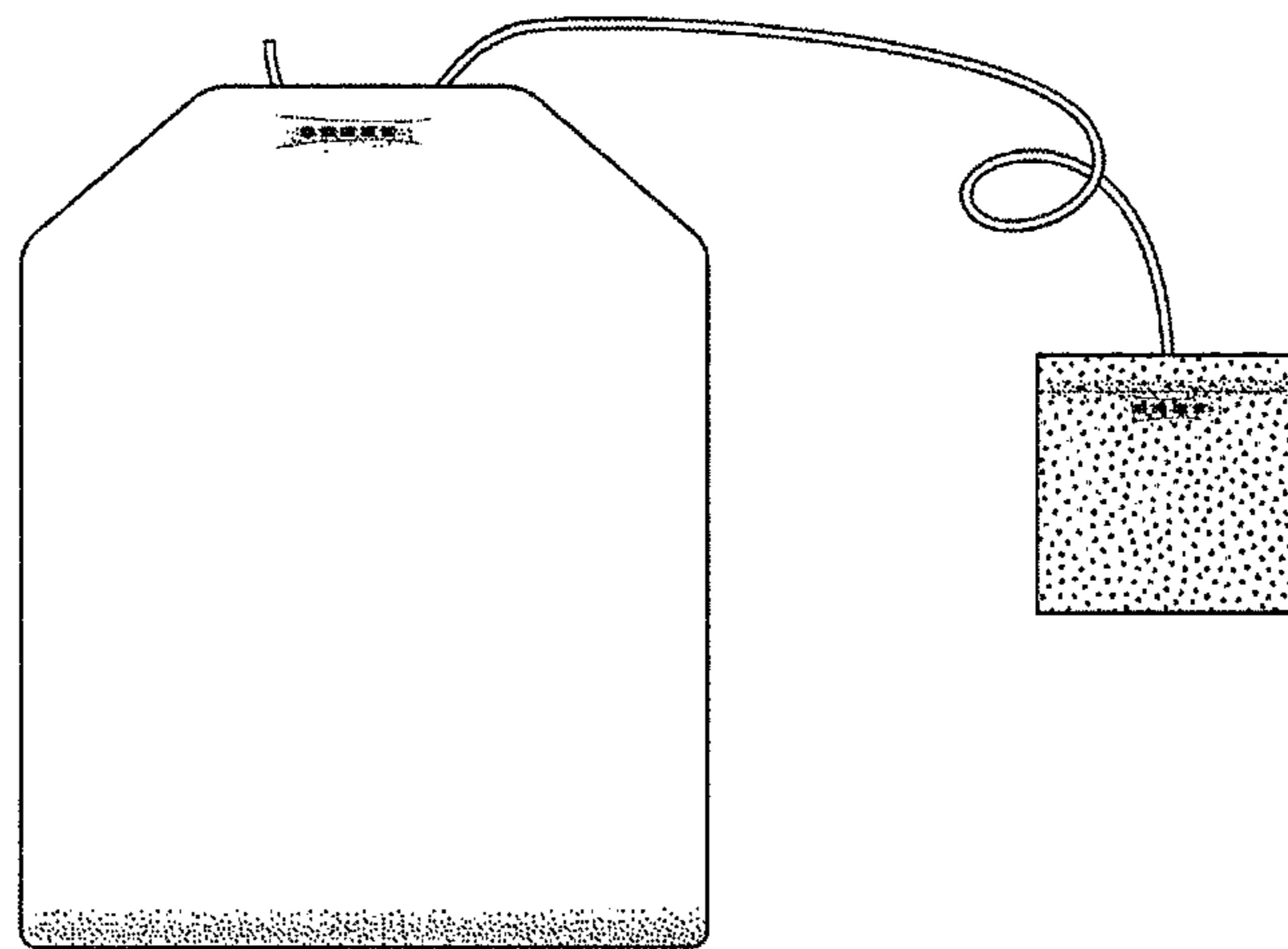


FIG. 2

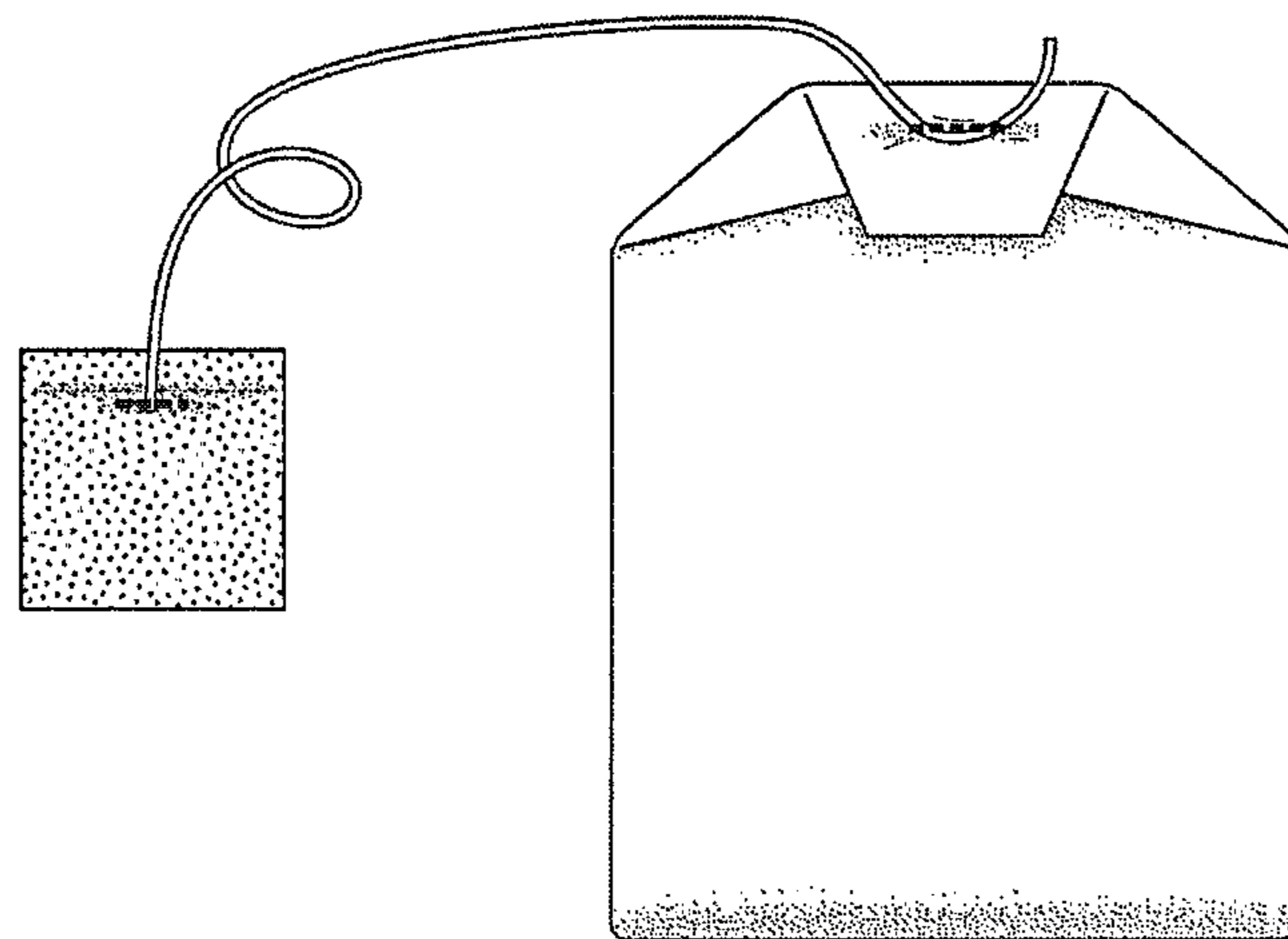


FIG. 3

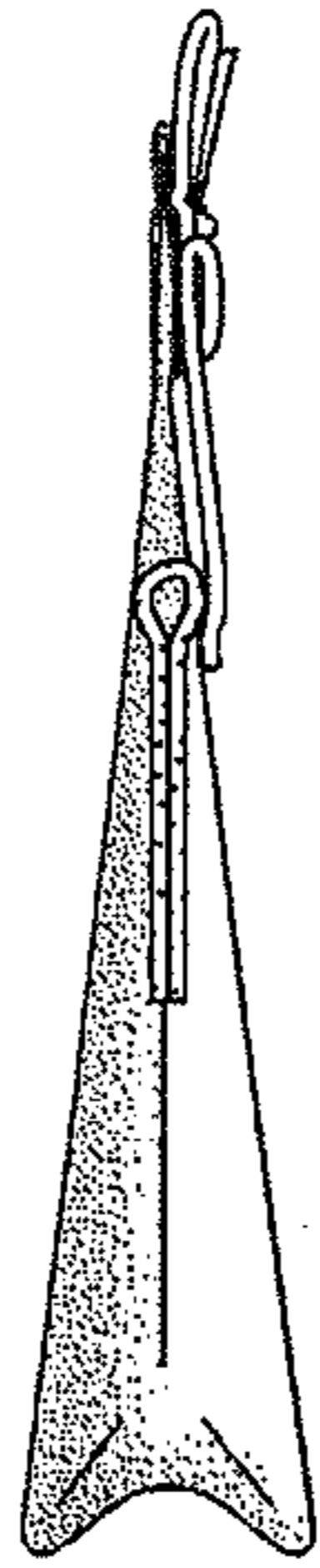


FIG. 4

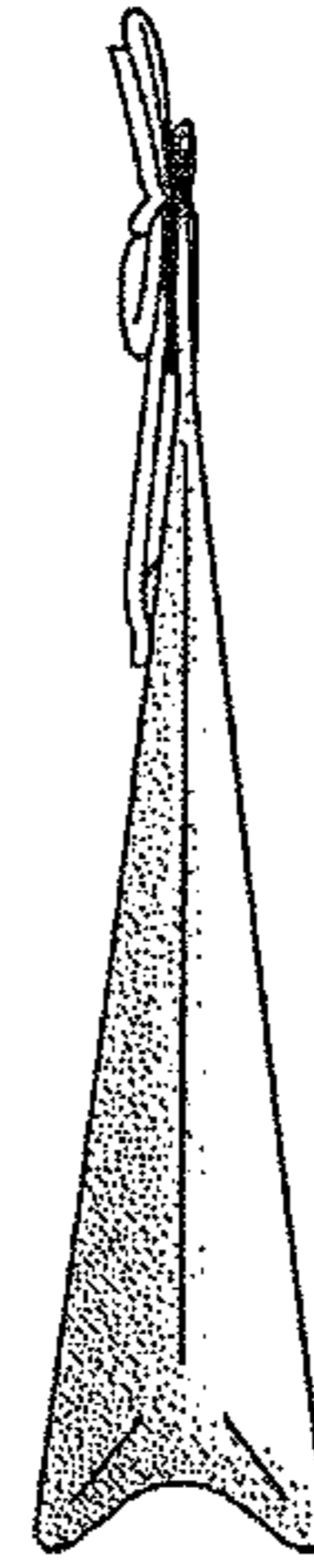


FIG. 5



FIG. 6

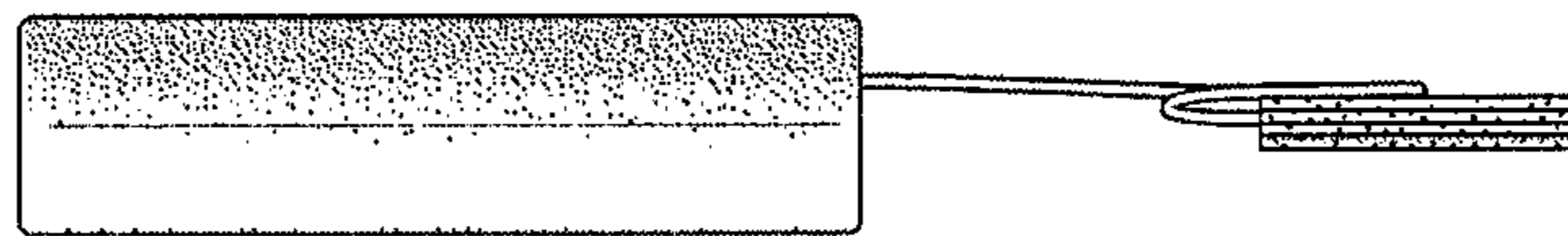


FIG. 7