



US00D685133S

(12) **United States Design Patent**
Yamamoto et al.

(10) **Patent No.:** **US D685,133 S**

(45) **Date of Patent:** **** Jun. 25, 2013**

(54) **COMPACT CASE**

(75) Inventors: **Chieko Yamamoto**, Tokyo (JP); **Shaun Leane**, London (GB)

(73) Assignee: **Shiseido Co., Ltd.**, Tokyo (JP)

(**) Term: **14 Years**

(21) Appl. No.: **29/371,972**

(22) Filed: **Mar. 12, 2012**

(51) **LOC (9) Cl.** **28-03**

(52) **U.S. Cl.**
USPC **D28/81; D28/83**

(58) **Field of Classification Search**
USPC D28/76-84; 206/581, 823, 1.8;
132/286-318, 320, 319
See application file for complete search history.

(56) **References Cited**

U.S. PATENT DOCUMENTS

D142,315 S *	8/1945	Beveridge	D28/78
D305,281 S *	1/1990	Chen	D28/76
D308,756 S *	6/1990	Turner	D3/275
D309,511 S *	7/1990	Bertlin et al.	D28/78

D480,181 S *	9/2003	Sheng	D28/83
D484,645 S *	12/2003	Sheng	D28/78
D552,982 S *	10/2007	Liebe	D9/420
D630,380 S *	1/2011	Chen	D28/83
D645,617 S *	9/2011	Mahdavi	D28/83
D656,678 S *	3/2012	Lai	D28/83

* cited by examiner

Primary Examiner — Jennifer Rivard

(74) *Attorney, Agent, or Firm* — Manabu Kanesaka

(57) **CLAIM**

The ornamental design for a compact case, as shown and described.

DESCRIPTION

FIG. 1 is a perspective view of a compact case showing our new design;
FIG. 2 is a front view thereof;
FIG. 3 is a rear view thereof;
FIG. 4 is a plan view thereof;
FIG. 5 is a bottom view thereof;
FIG. 6 is a left side view thereof; and,
FIG. 7 is a right side view thereof.

1 Claim, 4 Drawing Sheets

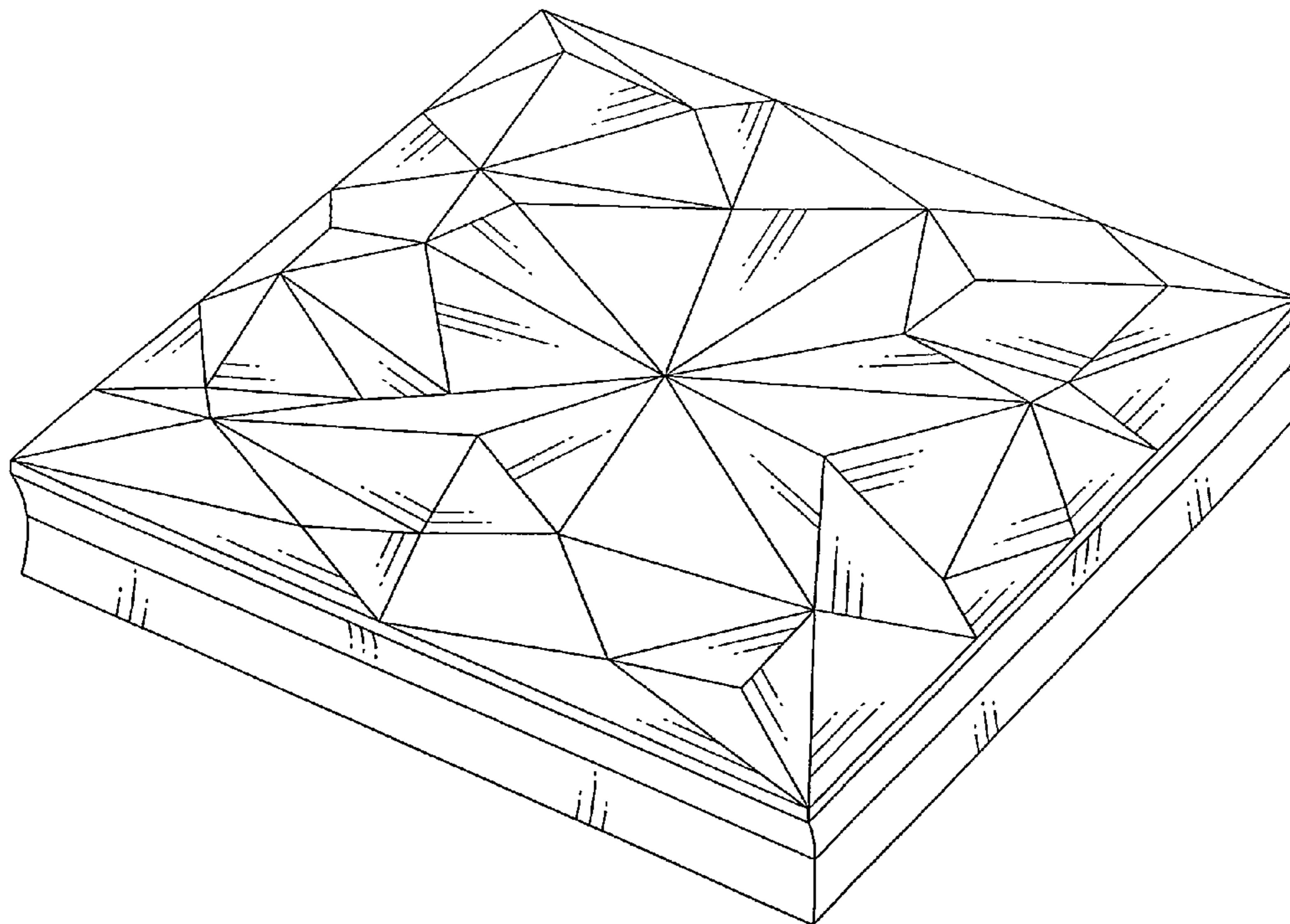


Fig. 1

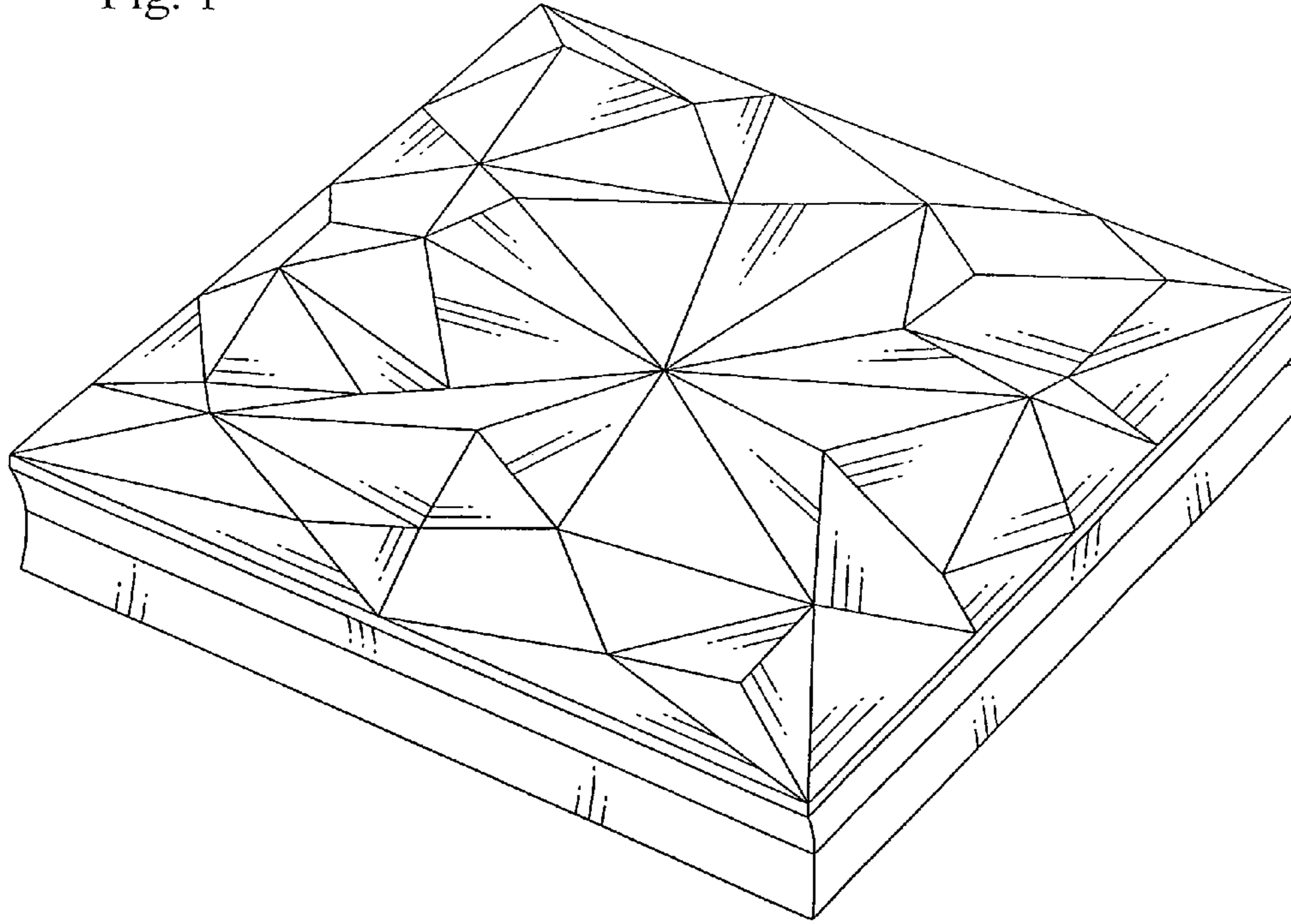


Fig. 2

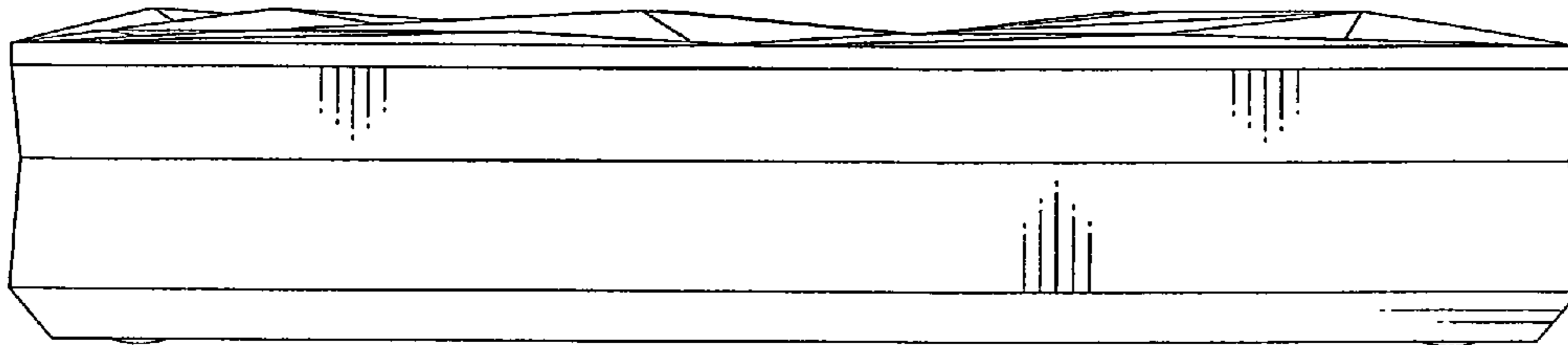


Fig. 3

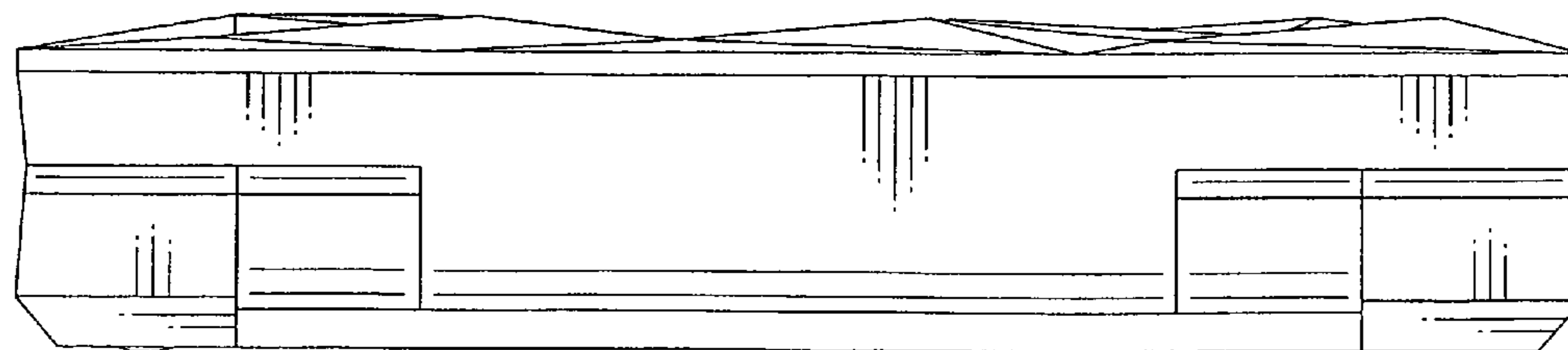


Fig. 4




Fig. 5

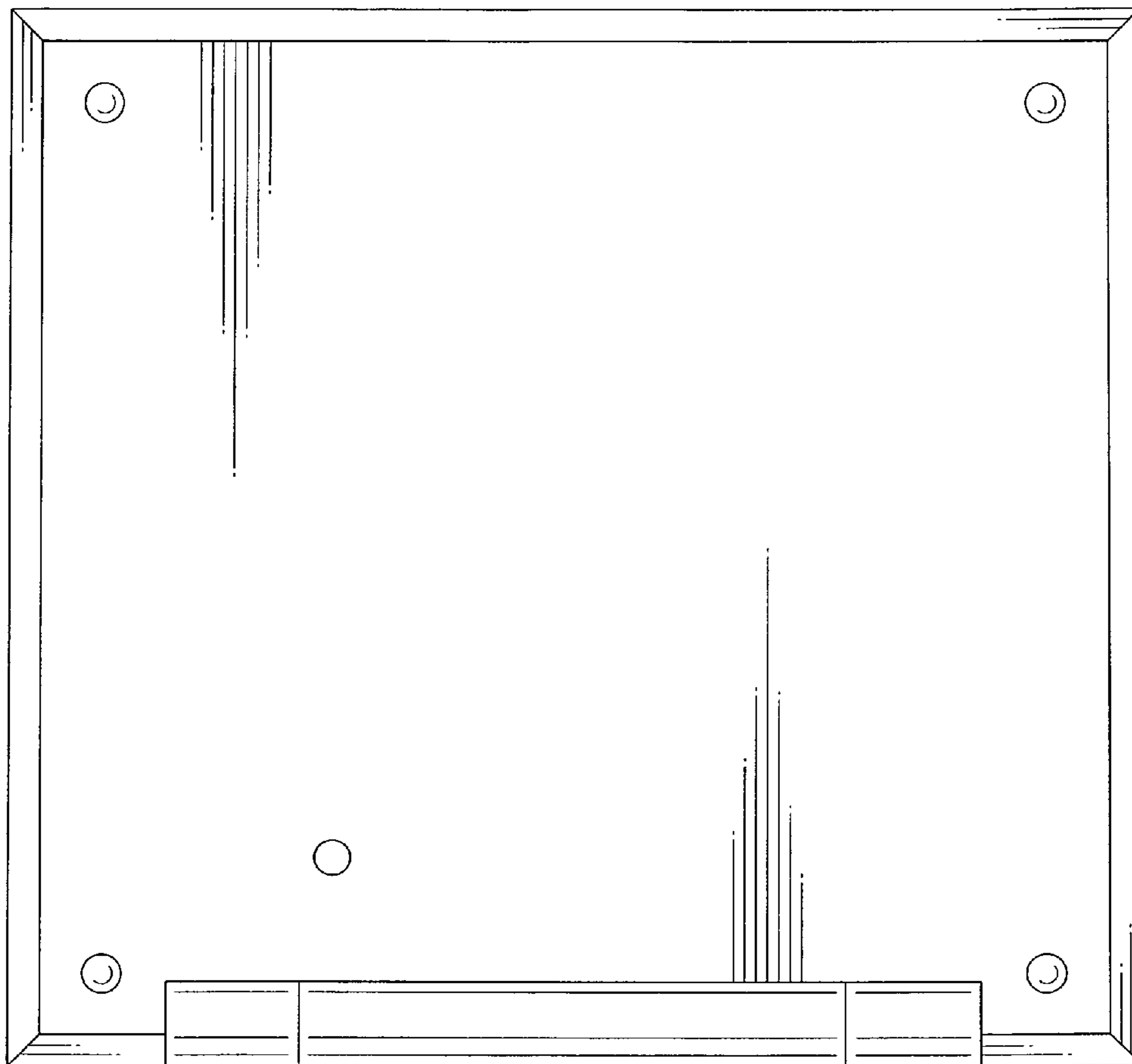


Fig. 6

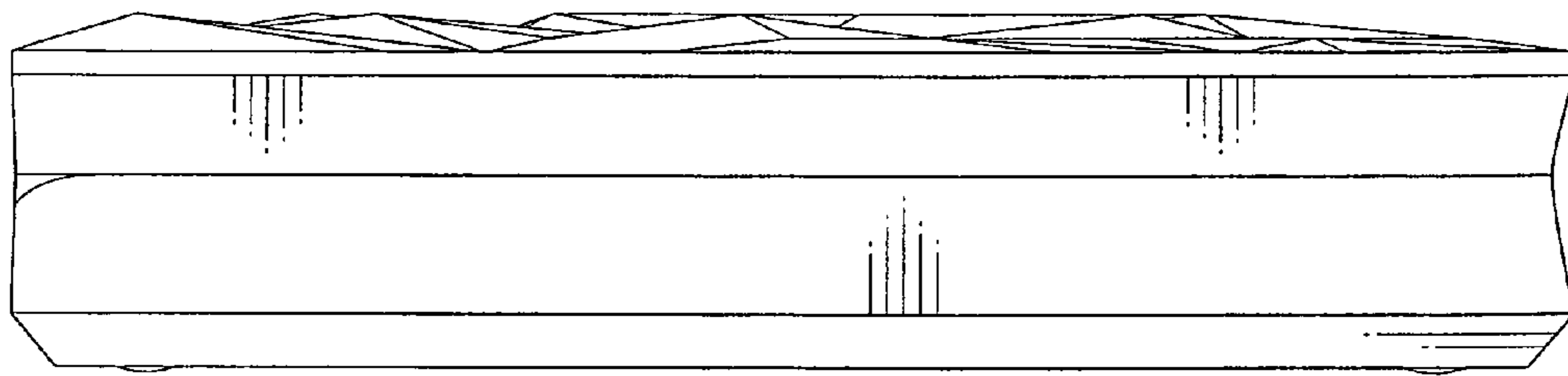


Fig. 7

