



US00D685129S

(12) **United States Design Patent**
Platto et al.

(10) **Patent No.:** **US D685,129 S**
(45) **Date of Patent:** **** Jun. 25, 2013**

- (54) **VEHICLE FOGLIGHT BEZEL**
- (75) Inventors: **Gordon M. Platto**, Troy, MI (US);
Bradley Alan Richards, Bloomfield Hills, MI (US); **Shawn Sung Yu**, Shanghai (CN); **Timothy Doyle**, Royal Oak, MI (US)
- (73) Assignee: **Ford Motor Company**, Dearborn, MI (US)
- (**) Term: **14 Years**
- (21) Appl. No.: **29/411,515**
- (22) Filed: **Jan. 23, 2012**
- (51) **LOC (9) Cl.** **26-99**
- (52) **U.S. Cl.**
USPC **D26/139**
- (58) **Field of Classification Search**
USPC D26/28-36, 139; 362/459-468, 475-478, 362/485-487
See application file for complete search history.

- D513,644 S * 1/2006 Ruzicka et al. D26/139
- D544,641 S * 6/2007 Elwell et al. D26/139
- D576,765 S * 9/2008 Song et al. D26/139
- D595,895 S * 7/2009 Lamm D26/139
- D604,893 S * 11/2009 Woolley et al. D26/139
- D608,498 S * 1/2010 Beigel et al. D26/139

* cited by examiner

Primary Examiner — Marcus Jackson

(74) *Attorney, Agent, or Firm* — Damian Porcari

(57) **CLAIM**

The ornamental design for a vehicle foglight bezel, as shown and described.

DESCRIPTION

FIG. 1 is a left side elevational view of a left vehicle foglight bezel (the right vehicle foglight bezel being a mirror image and is not shown);

FIG. 2 is a right side elevational view of the vehicle foglight bezel;

FIG. 3 is a front elevational view of the vehicle foglight bezel;

FIG. 4 is a top plan view of the vehicle foglight bezel;

FIG. 5 is a bottom plan view of the vehicle foglight bezel;

FIG. 6 is a perspective view of the vehicle foglight bezel; and,


FIG. 7 is another perspective view of the vehicle foglight bezel.

1 Claim, 7 Drawing Sheets

(56) **References Cited**

U.S. PATENT DOCUMENTS

- D421,817 S * 3/2000 Tucker et al. D26/139
- D485,934 S * 1/2004 Tsai D26/139
- D499,202 S * 11/2004 Tsai D26/139






Figure 1




Figure 2

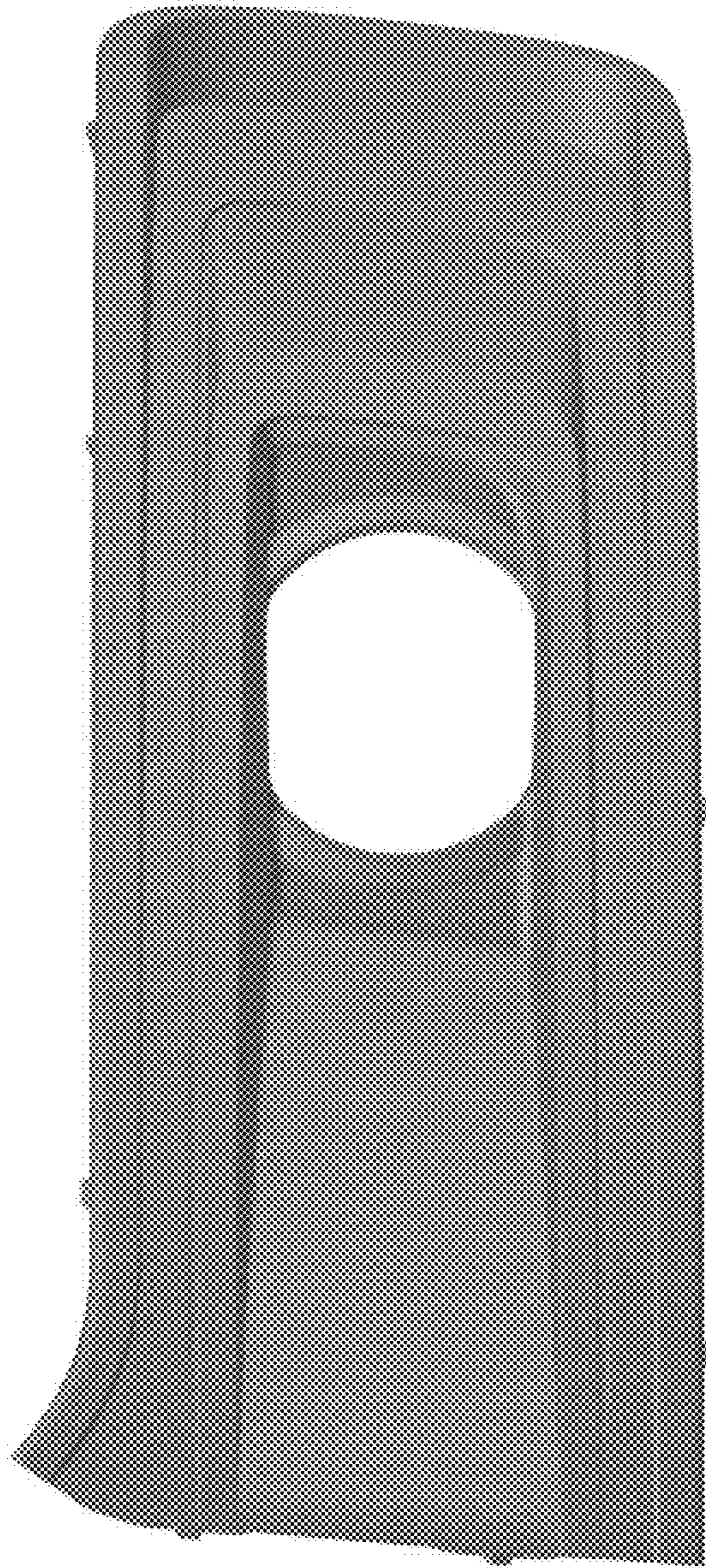


Figure 3

Figure 4






Figure 5




Figure 6




Figure 7