



US00D685125S

(12) **United States Design Patent**
Dolan

(10) **Patent No.:** **US D685,125 S**
(45) **Date of Patent:** **** Jun. 25, 2013**

(54) **LIGHT FIXTURE**

(76) Inventor: **Patrick S. Dolan**, Portland, OR (US)

(**) Term: **14 Years**

(21) Appl. No.: **29/421,732**

(22) Filed: **Sep. 11, 2012**

(51) **LOC (9) Cl.** **26-03**

(52) **U.S. Cl.**
USPC **D26/87; D26/86**

(58) **Field of Classification Search**
USPC D26/81-92, 118, 123, 128, 131,
D26/133, 134, 135; 362/147, 404-408, 431,
362/432

See application file for complete search history.

(56) **References Cited**

U.S. PATENT DOCUMENTS

D60,000	S	*	12/1921	Adam	D26/84
1,508,184	A	*	9/1924	Ward	362/300
D94,686	S	*	2/1935	Guild et al.	D26/88
D208,002	S	*	6/1967	Eckert	D26/81
D409,788	S	*	5/1999	Dolan	D26/84
D420,161	S	*	2/2000	Zuege	D26/84
D435,133	S	*	12/2000	Miranda	D26/84
D465,595	S	*	11/2002	Hoernig	D26/80
D470,967	S	*	2/2003	Rose	D26/81
D473,000	S	*	4/2003	Hoernig	D26/80
D473,001	S	*	4/2003	Hoernig	D26/80
D501,058	S	*	1/2005	Parres	D26/80
D520,668	S	*	5/2006	Brunner	D26/81
D573,748	S	*	7/2008	Hsu	D26/87
D575,437	S	*	8/2008	Bickler et al.	D26/86
D576,339	S	*	9/2008	Porter	D26/86
D607,136	S	*	12/2009	Chen	D26/81

OTHER PUBLICATIONS

Schoolhouse Pendant, Item C on p. 39 of the Restoration Hardware Famous Fall Lighting Sale catalog (2 pages).*

Moe Bridges, Milwaukee, WI Catalog Nov. 1926 p. 91 Model MB-68.

As seen on website www.blackdogsalvage.blogspot.com p. 2 11.5x9" \$75 fixture Sep. 7, 2012.

As seen on website www.houseofantiquehardware.com Item RS-03HV-4602-PN Sep. 7, 2012.

As seen on website www.lampsplus.com Bradford 83822 Sep. 7, 2012.

As seen on website www.dolandesigns.com Model 493-09 Sep. 7, 2012.

As seen on website www.lightingcellar.com Model 8023-08 World Imports Sep. 7, 2012.

* cited by examiner

Primary Examiner — Clare E Heflin

(57) **CLAIM**

The ornamental design for a light fixture, as shown and described.

DESCRIPTION

FIG. 1 is a perspective view thereof;

FIG. 2 is a front elevational view thereof;

FIG. 3 is a right side view, the left side view being a mirror image;

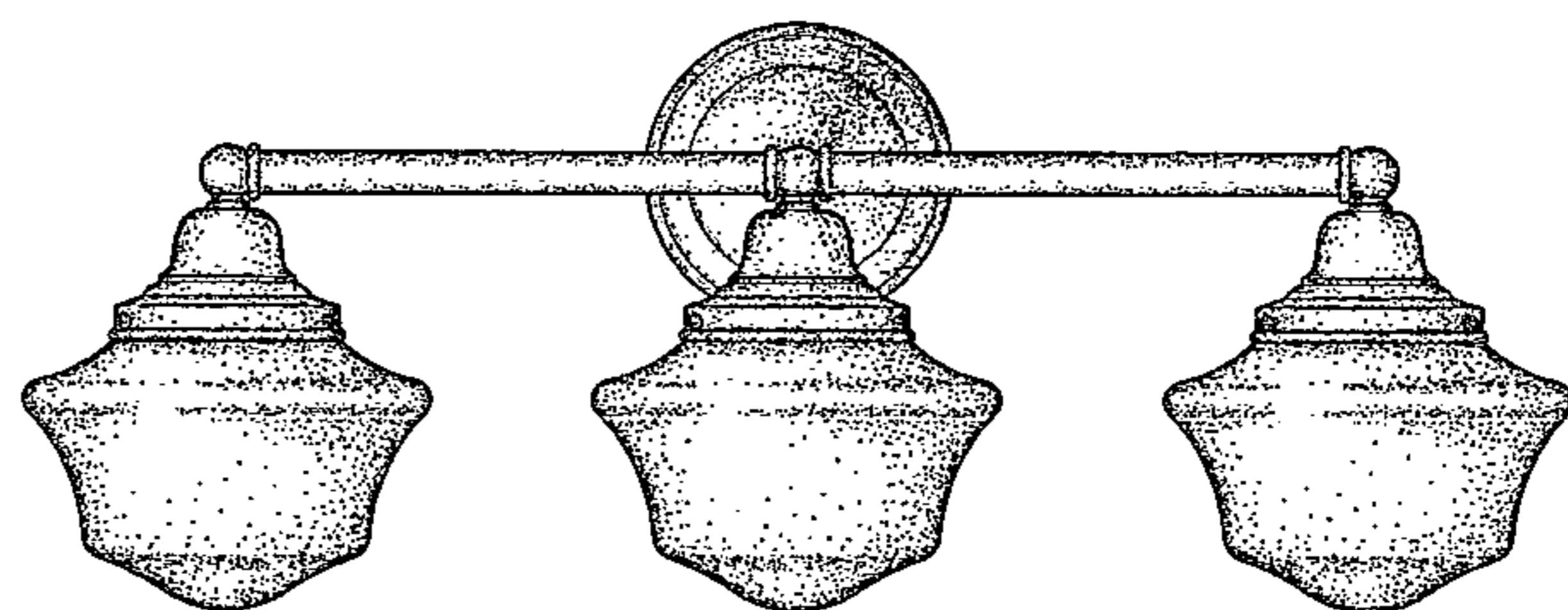

FIG. 4 is a back plan view thereof.

FIG. 5 is a top plan view thereof; and,

FIG. 6 is a bottom plan view thereof.

The broken line showing of environmental structure is for illustrative purposes only and forms no part of the claimed design.

1 Claim, 6 Drawing Sheets






FIG. 1

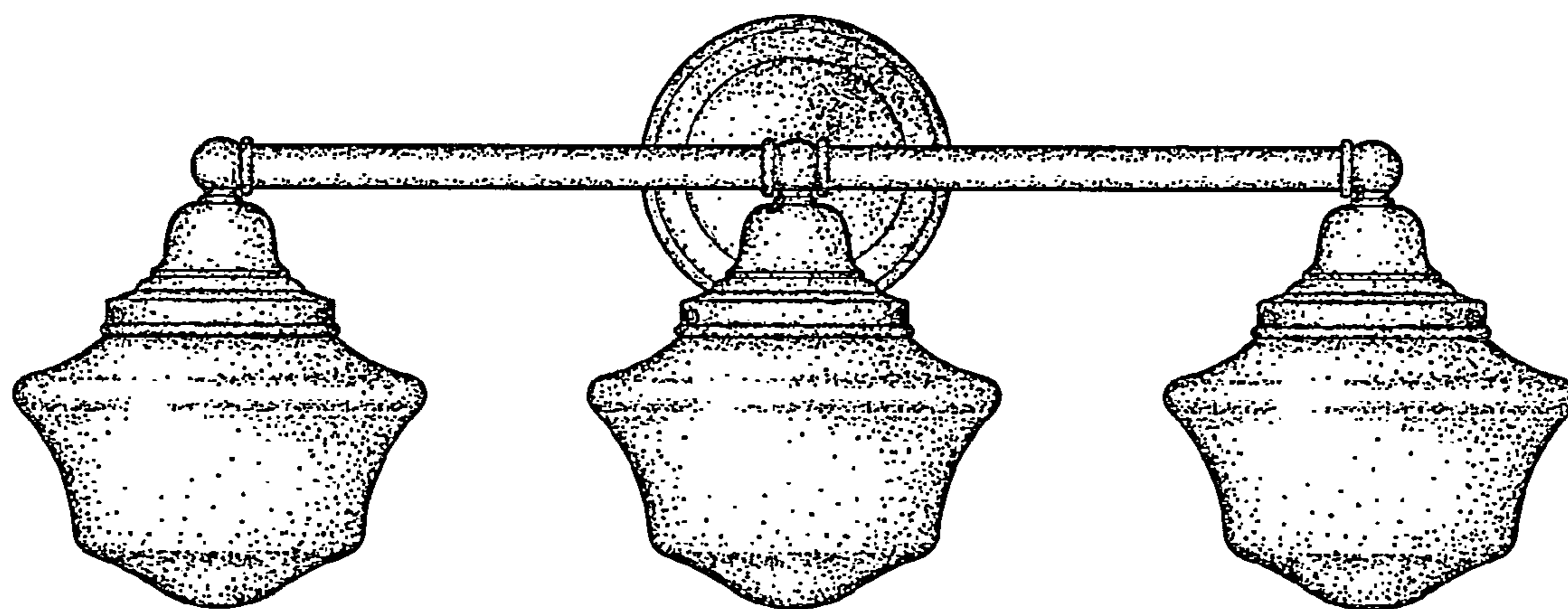


FIG. 2




FIG. 3

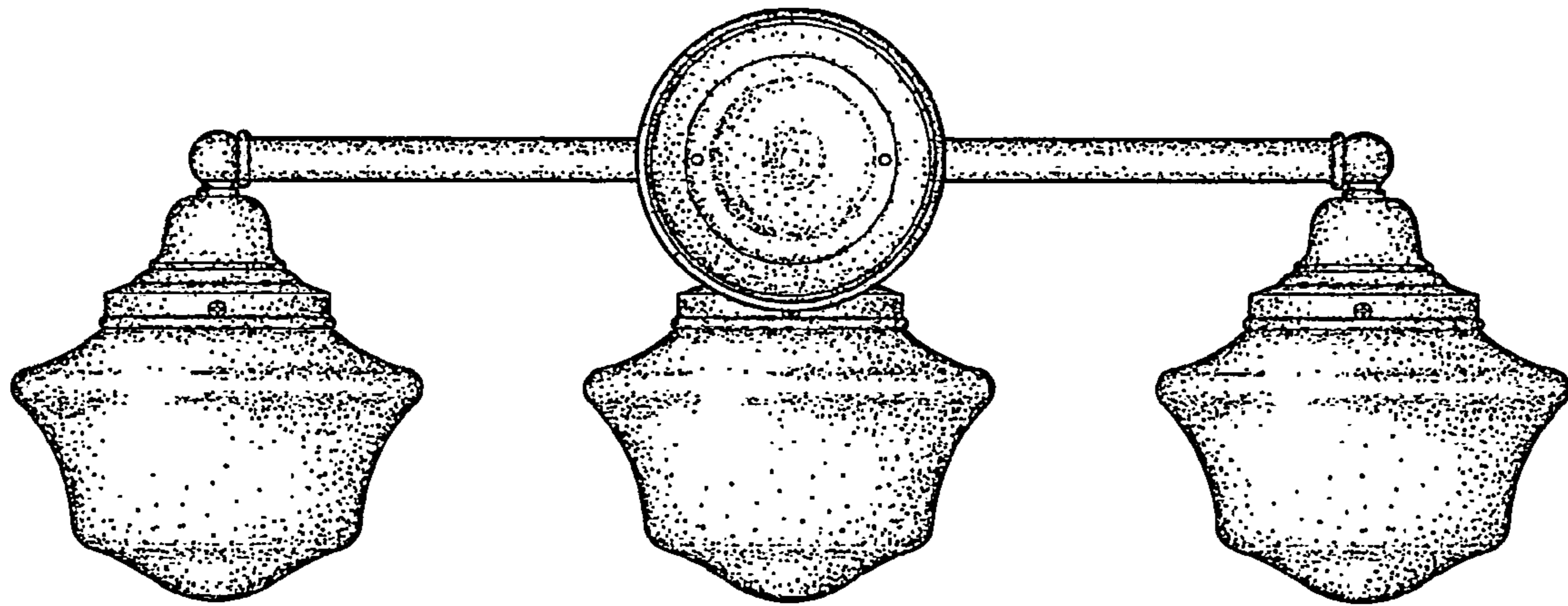


FIG. 4

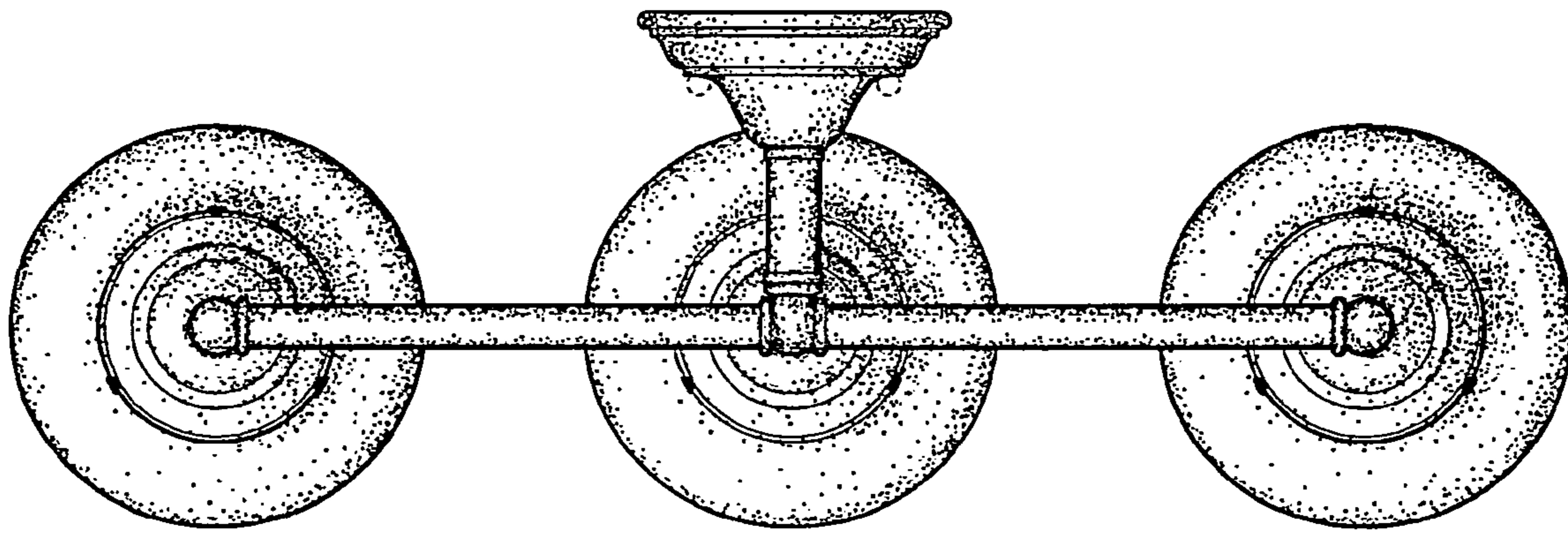


FIG. 5

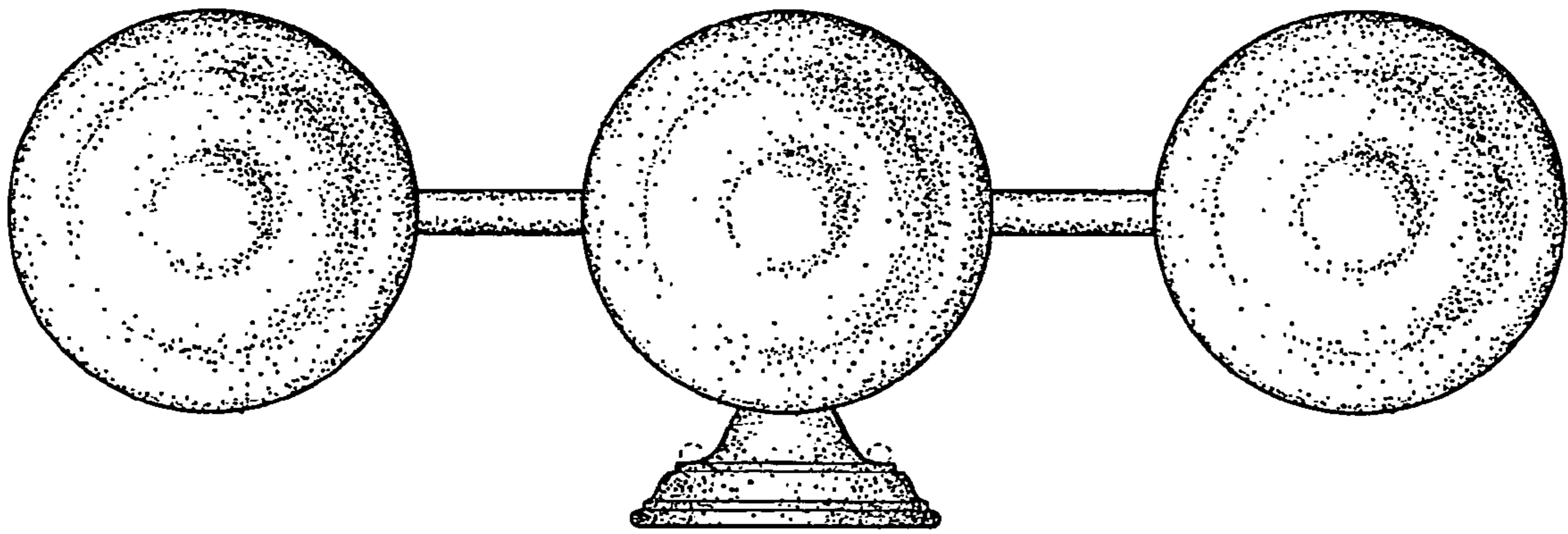


FIG. 6