



US00D685107S

(12) **United States Design Patent**
Oller, Jr.

(10) **Patent No.:** **US D685,107 S**
(45) **Date of Patent:** **** Jun. 25, 2013**

- (54) **MESSAGE DEVICE**
- (71) Applicant: **Rafael J. Oller, Jr.**, Studio City, CA (US)
- (72) Inventor: **Rafael J. Oller, Jr.**, Studio City, CA (US)
- (**) Term: **14 Years**
- (21) Appl. No.: **29/440,492**
- (22) Filed: **Dec. 21, 2012**
- (51) **LOC (9) Cl.** **28-03**
- (52) **U.S. Cl.**
USPC **D24/215**
- (58) **Field of Classification Search**
USPC . D24/200, 211, 212, 213, 214, 215; 601/114, 601/120, 121, 124, 125, 130, 131, 134, 135, 601/136, 137
See application file for complete search history.

4,191,179 A	3/1980	Mattila	
4,196,490 A	4/1980	Jonzon	
4,266,536 A	5/1981	Casares	
4,422,205 A	12/1983	Braxter, Sr.	
4,433,683 A	2/1984	McCoy et al.	
4,798,198 A	1/1989	Wright	
D363,991 S *	11/1995	Benware et al.	D24/200
5,531,666 A	7/1996	Hung	
5,545,456 A	8/1996	Suida	
5,560,071 A	10/1996	Chang	
D378,418 S *	3/1997	Bowker et al.	D24/215
5,730,708 A	3/1998	Spratt	
5,736,213 A	4/1998	Meier	
5,787,541 A	8/1998	Chen	
5,848,980 A	12/1998	Demaeris	
D412,365 S	7/1999	Szabo	
5,935,090 A	8/1999	Kennon	
6,007,501 A	12/1999	Cabados et al.	
6,026,531 A	2/2000	Pruitt	
6,227,742 B1	5/2001	Corn et al.	
6,241,693 B1	6/2001	Lambden	
6,332,873 B1	12/2001	Naruse et al.	

(Continued)

Primary Examiner — Sandra Snapp
(74) *Attorney, Agent, or Firm* — Novak Druce Connolly Bove + Quigg LLP

(56) **References Cited**

U.S. PATENT DOCUMENTS

718,594 A	1/1903	Bailey	
932,780 A	8/1909	Hero	
1,702,991 A	2/1929	Bechmann	
2,154,831 A	4/1939	Booharin	
2,363,697 A	11/1944	Schirmer	
2,730,745 A	1/1956	Norman	
2,886,841 A	5/1959	Wilcox	
3,024,486 A	3/1962	Naugle	
3,061,841 A	11/1962	Johnson	
3,072,946 A	1/1963	Falce	
3,130,441 A	4/1964	Halm et al.	
3,213,474 A	10/1965	Toth	
3,720,205 A	3/1973	Liebman	
3,957,039 A	5/1976	Ehren	
3,959,841 A	6/1976	Horne	
3,977,796 A	8/1976	Gillespie et al.	
3,996,929 A *	12/1976	Mabuchi	601/124
D247,312 S *	2/1978	Zeiss	D24/215
4,187,575 A	2/1980	Collins	

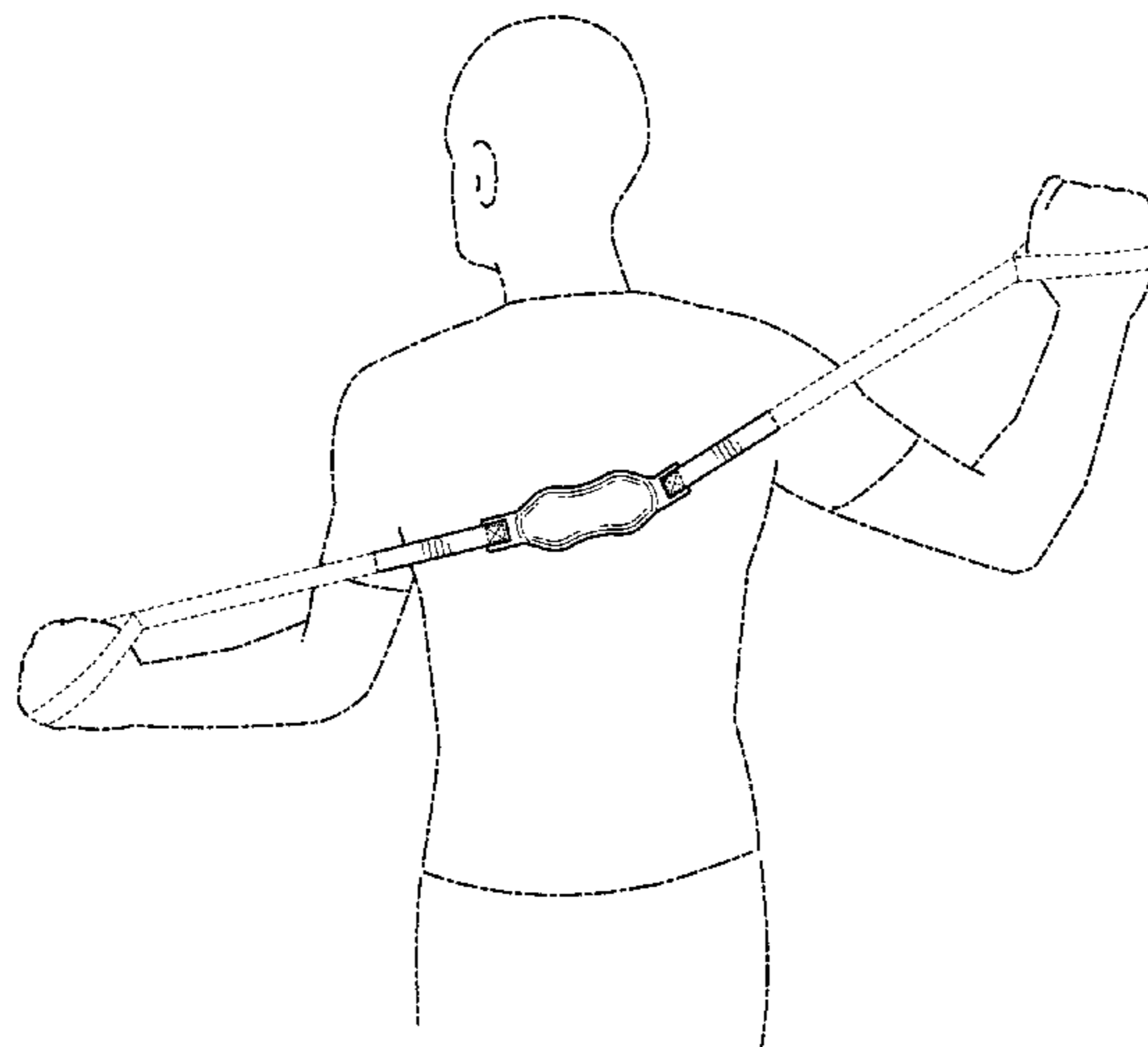
(57) **CLAIM**

I claim the ornamental design for a massage device, as shown and described.

DESCRIPTION

FIG. 1 is a perspective view of the massage device; FIG. 2 is a top plan view thereof; FIG. 3 is a bottom plan view thereof; FIG. 4 is a left side elevational view thereof; and, FIG. 5 is a right side elevational view thereof. Broken lines are used to illustrate environment and unclaimed portions of the massage device. Broken lines, and any boundary created thereby, form no part of the claimed design.

1 Claim, 3 Drawing Sheets



US D685,107 S

Page 2

U.S. PATENT DOCUMENTS

6,849,055	B1	2/2005	Williams	2004/0006292	A1	1/2004	Joseph et al.
6,969,362	B2	11/2005	Wang	2004/0006293	A1	1/2004	Huang
7,011,639	B1	3/2006	Vigiletti	2005/0113726	A1	5/2005	Prettyman
D545,443	S *	6/2007	Ng D24/200	2007/0203437	A1	8/2007	Squillace
7,291,101	B2	11/2007	Deal	2007/0287938	A1	12/2007	Shields
7,335,171	B2	2/2008	Ewell et al.	2009/0118653	A1	5/2009	McCosker
D586,467	S *	2/2009	Delaplane et al. D24/200	2009/0192423	A1	7/2009	Halmos
7,677,424	B2	3/2010	Yoshida	2010/0312158	A1	12/2010	Lin
7,749,146	B2	7/2010	Burns				

* cited by examiner

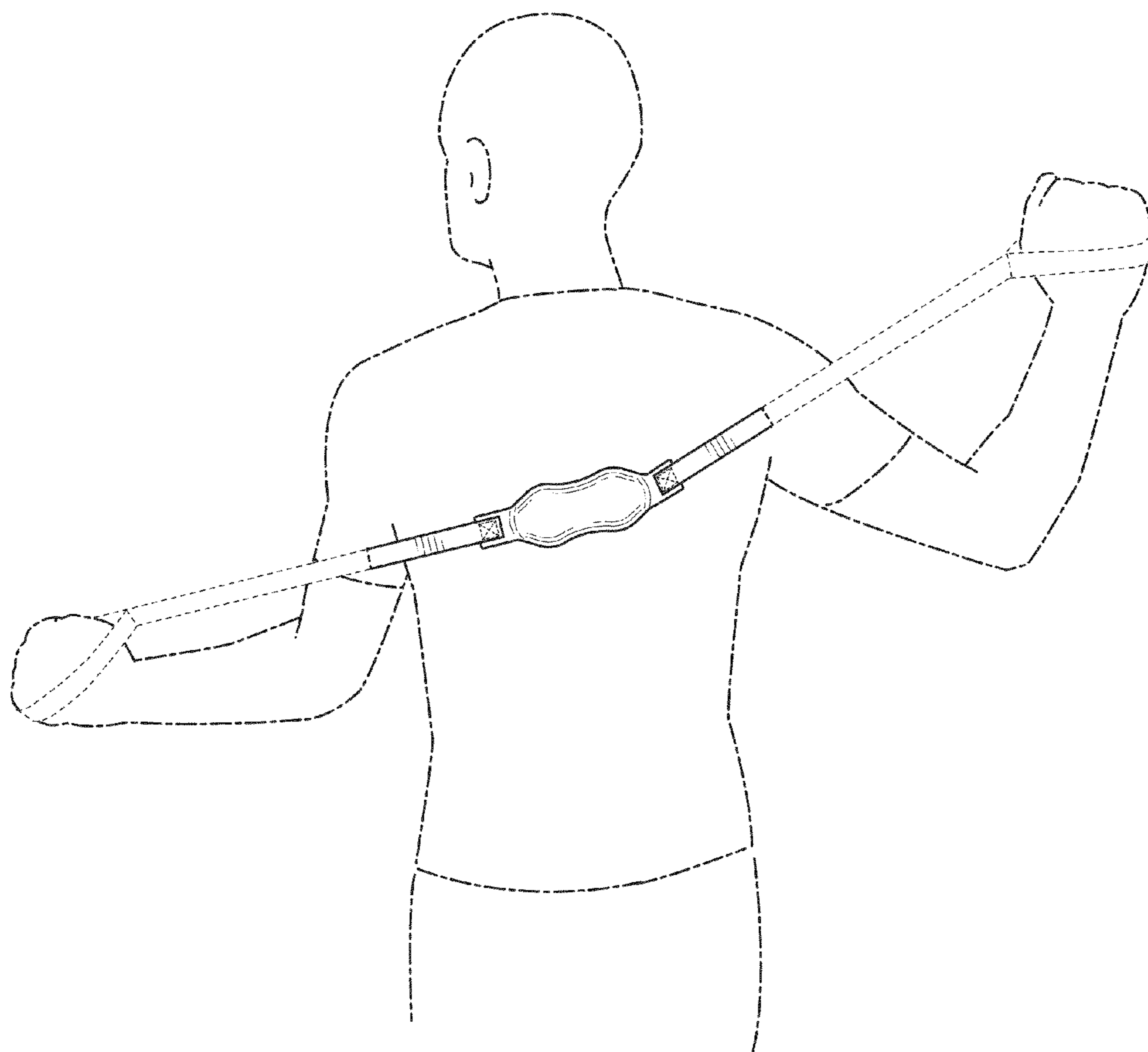


FIG. 1

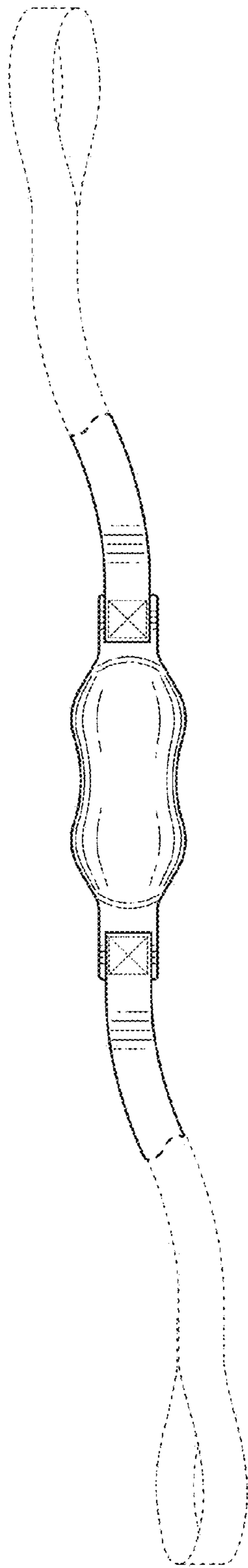


FIG. 2

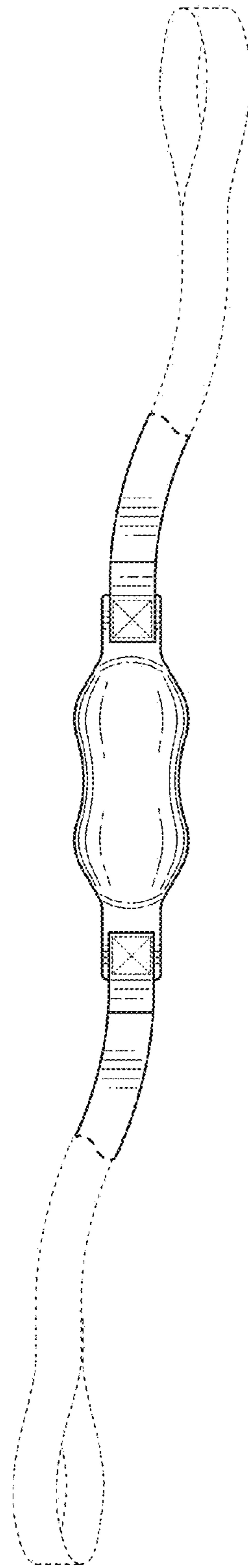


FIG. 3

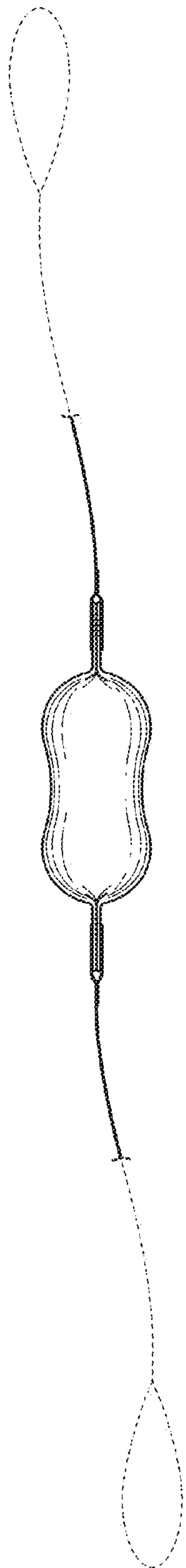


FIG. 4

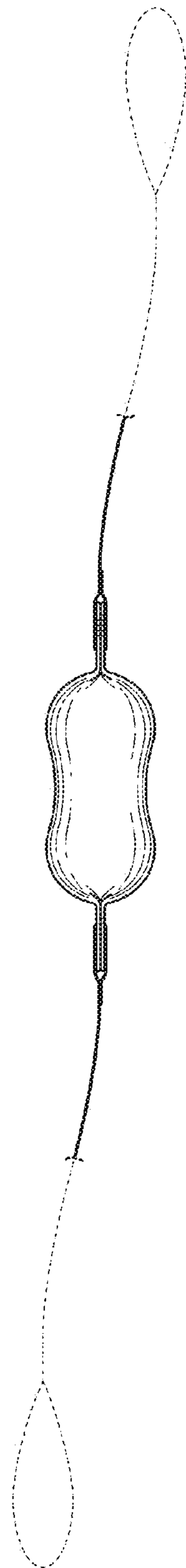


FIG. 5