

US00D685105S

(12) **United States Design Patent**
Marshall

(10) **Patent No.:** **US D685,105 S**
(45) **Date of Patent:** **** Jun. 25, 2013**

- (54) **VIBRATOR**
- (71) Applicant: **Rocks Off Limited**, Kettering (GB)
- (72) Inventor: **Ian Peter Marshall**, Kettering (GB)
- (73) Assignee: **Rocks Off Limited**, Kettering,
Northamptonshire (GB)
- (**) Term: **14 Years**
- (21) Appl. No.: **29/434,394**
- (22) Filed: **Oct. 12, 2012**
- (51) **LOC (9) Cl.** **28-03**
- (52) **U.S. Cl.**
USPC **D24/215**
- (58) **Field of Classification Search**
USPC . D24/200, 211, 212, 213, 214, 215; 601/114,
601/120, 121, 124, 125, 130, 131, 134, 135,
601/136, 137
See application file for complete search history.

- D630,761 S * 1/2011 Marshall D24/215
- D631,973 S * 2/2011 Imboden et al. D24/215
- D636,888 S * 4/2011 Nikitezuk et al. D24/215
- D637,308 S * 5/2011 Imboden et al. D24/215
- D637,724 S * 5/2011 Lawrence D24/180
- D648,862 S * 11/2011 Yen D24/215
- D673,687 S * 1/2013 Zeng et al. D24/215

* cited by examiner

Primary Examiner — Sandra Snapp

(74) *Attorney, Agent, or Firm* — Heslin Rothenberg Farley
& Mesiti P.C.

(57) **CLAIM**

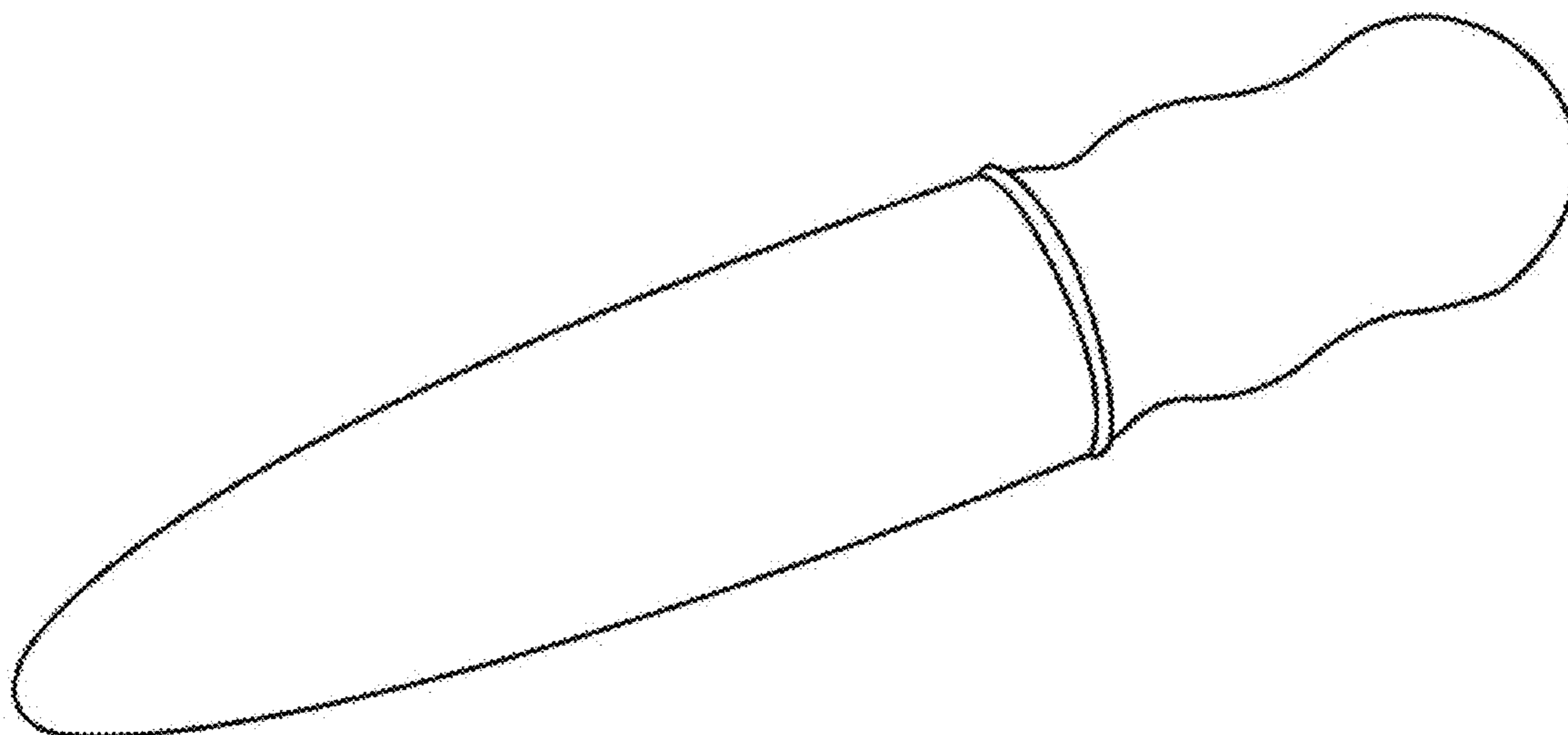
The ornamental design for a vibrator, as shown and described.

DESCRIPTION

FIG. 1 is a front elevation view of a first embodiment of the vibrator of the present invention;
 FIG. 2 is a right side elevation view thereof;
 FIG. 3 is a rear elevation view thereof;
 FIG. 4 is a left side elevation view thereof;
 FIG. 5 is a top plan view thereof;
 FIG. 6 is a bottom plan view thereof;
 FIG. 7 is a perspective view of a second embodiment;
 FIG. 8 is a front elevation view thereof;
 FIG. 9 is a right side elevation view thereof;
 FIG. 10 is a rear elevation view thereof;
 FIG. 11 is a left side elevation view thereof;
 FIG. 12 is a top plan view thereof; and,
 FIG. 13 is a bottom plan view thereof.

1 Claim, 8 Drawing Sheets

- (56) **References Cited**
- U.S. PATENT DOCUMENTS
- D210,922 S * 4/1968 Tavel D24/214
- D234,724 S * 4/1975 Tavel D24/214
- D345,801 S * 4/1994 Bosch D24/200
- D426,311 S * 6/2000 Horowitz et al. D24/215
- D454,959 S * 3/2002 Harris et al. D24/215
- D485,910 S * 1/2004 Chan D24/215
- D509,301 S * 9/2005 Talbot et al. D24/215
- D539,433 S * 3/2007 Lui D24/215
- D620,601 S * 7/2010 TerMeer D24/215






FIG. 1

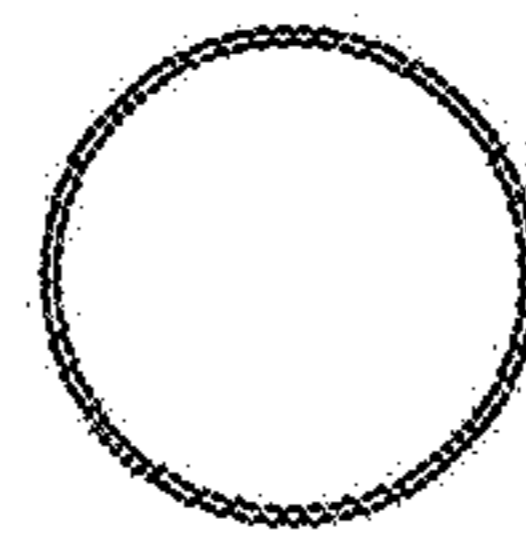


FIG. 3




FIG. 2

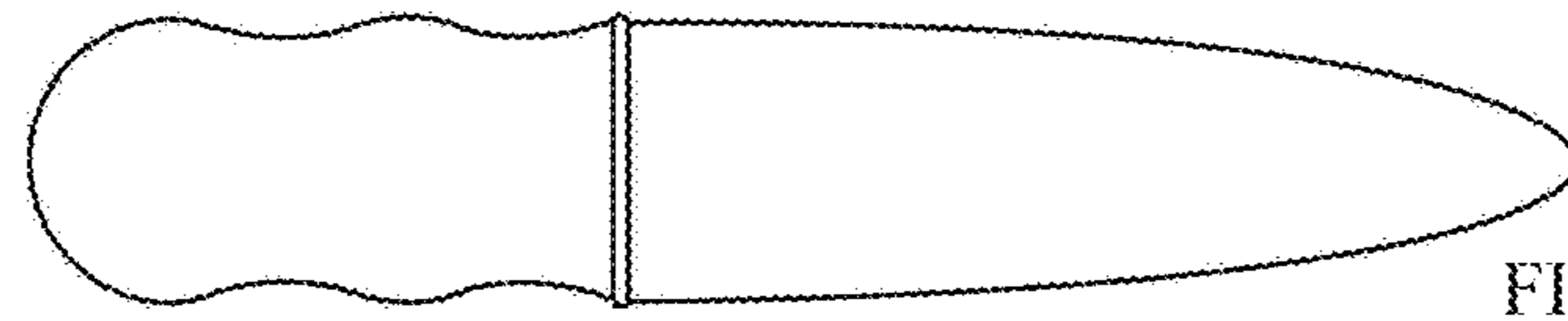


FIG. 4




FIG. 5

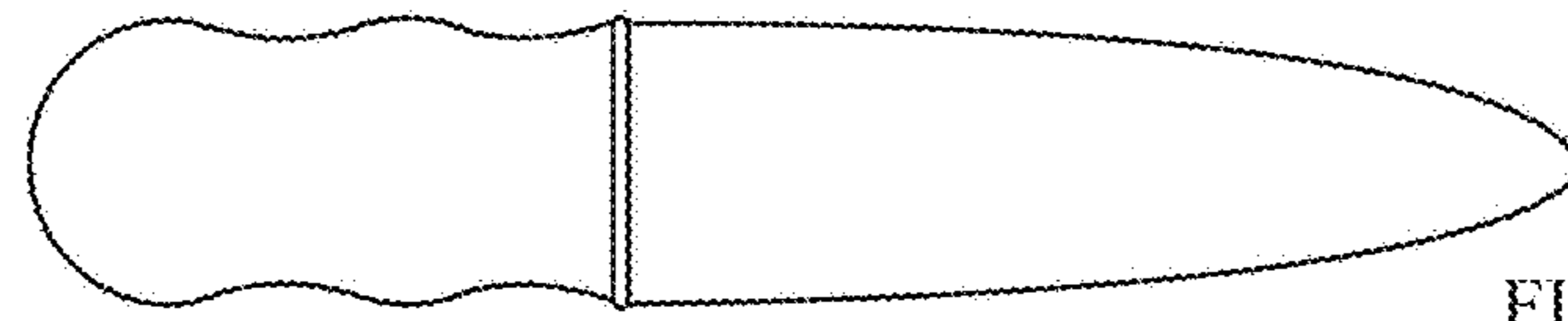


FIG. 6

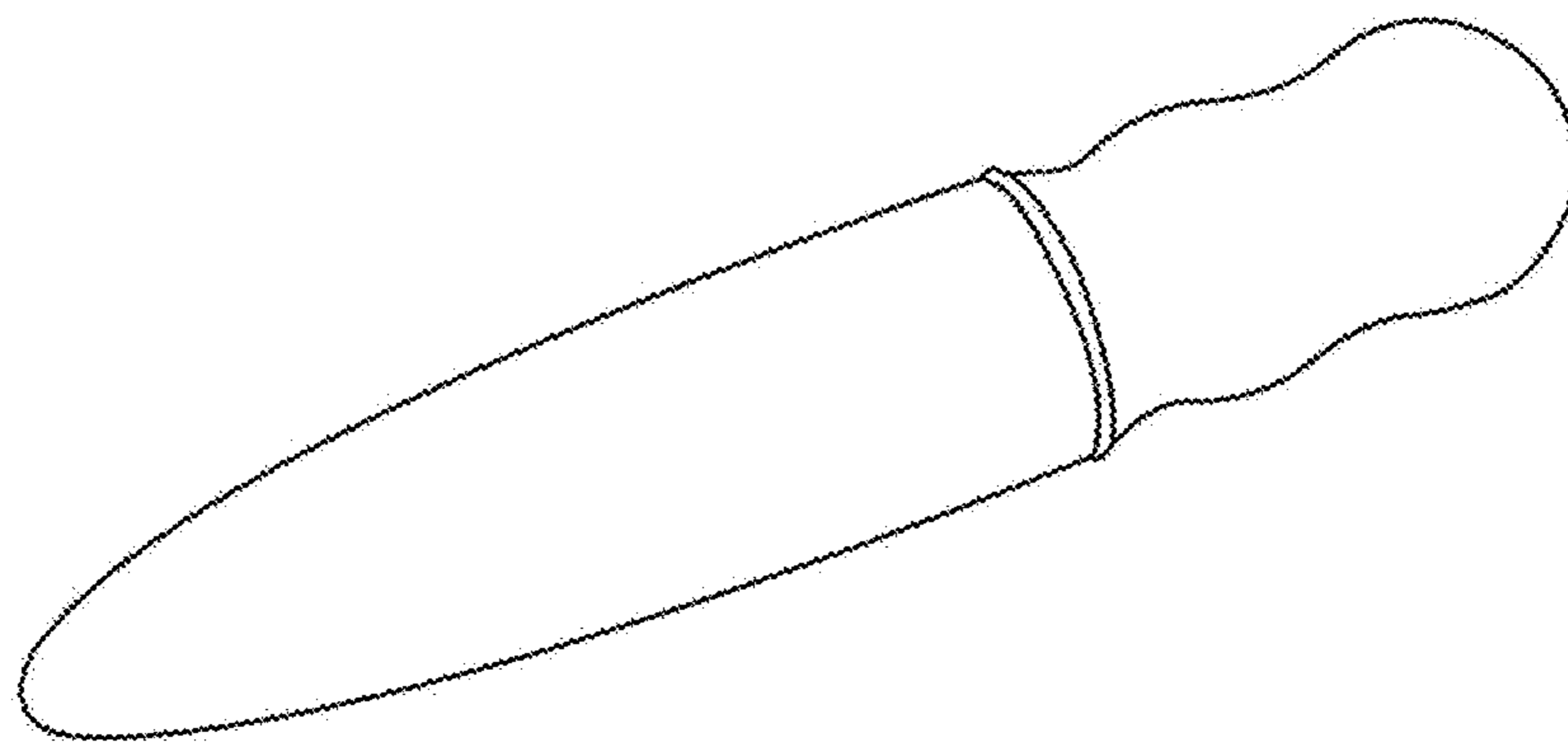


FIG. 7




FIG. 8




FIG. 9

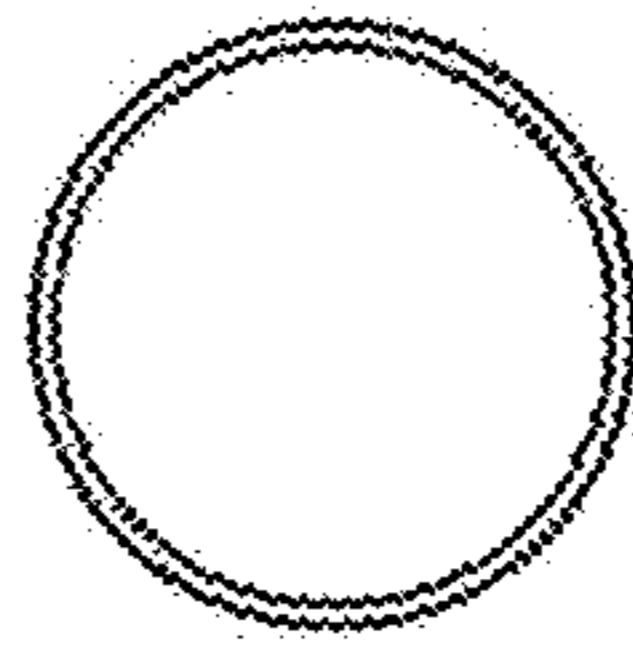


FIG. 10




FIG. 11




FIG. 12




FIG. 13