



US00D685100S

(12) **United States Design Patent**  
**Shinohara et al.**

(10) **Patent No.:** **US D685,100 S**  
(45) **Date of Patent:** **\*\* Jun. 25, 2013**

(54) **MEDICAL PROBE**

(75) Inventors: **Noriyuki Shinohara**, Ehime (JP);  
**Ryosuke Tani**, Ehime (JP); **Tamotsu Senda**, Ehime (JP)

(73) Assignee: **Panasonic Corporation**, Osaka (JP)

(\*\*) Term: **14 Years**

(21) Appl. No.: **29/428,478**

(22) Filed: **Jul. 31, 2012**

(30) **Foreign Application Priority Data**

Feb. 2, 2012 (JP) ..... 2012-002086

(51) **LOC (9) Cl.** ..... **24-01**

(52) **U.S. Cl.**  
USPC ..... **D24/186**

(58) **Field of Classification Search**  
USPC ..... D24/138, 144, 155, 156, 167, 186-187,  
D24/200, 231, 158; D10/57, 60, 80, 103;  
600/437, 459, 464, 443; 606/70-71, 166,  
606/246-249, 258, 267, 280, 286, 283, 299,  
606/396, 903, 905-906; 607/2, 5, 36, 129;  
623/17.11, 16.71

See application file for complete search history.

(56) **References Cited**

**U.S. PATENT DOCUMENTS**

5,213,103 A \* 5/1993 Martin et al. .... 600/443  
D387,867 S \* 12/1997 Henderson et al. .... D24/187  
D389,919 S \* 1/1998 Ninomiya et al. .... D24/186  
5,897,503 A \* 4/1999 Lyon et al. .... 600/459  
6,436,050 B2 \* 8/2002 Garrison et al. .... 600/459  
6,709,392 B1 \* 3/2004 Salgo et al. .... 600/439

D545,433 S \* 6/2007 Messerly et al. .... D24/158  
D596,299 S \* 7/2009 Han et al. .... D24/186  
D616,990 S \* 6/2010 Suzuki ..... D24/186  
D616,991 S \* 6/2010 Kitayama ..... D24/186  
D622,401 S 8/2010 Suzuki  
D634,849 S \* 3/2011 Kanokogi et al. .... D24/187

**FOREIGN PATENT DOCUMENTS**

JP D1177116 S 6/2003  
JP D1211445 S 7/2004  
JP D1267931 S 4/2006  
JP D1386101 S 4/2010

\* cited by examiner

*Primary Examiner* — T. Chase Nelson

*Assistant Examiner* — Mark Cavanna

(74) *Attorney, Agent, or Firm* — Brinks Hofer Gilson & Lione

(57) **CLAIM**

We claim the ornamental design for a medical probe, as shown and described.

**DESCRIPTION**

FIG. 1 is a front perspective view of a medical probe of the present invention;

FIG. 2 is a front view thereof;

FIG. 3 is a rear view thereof;

FIG. 4 is a first side view thereof;

FIG. 5 is a second side view thereof;

FIG. 6 is a top view thereof; and,

FIG. 7 is a bottom view thereof.

The broken lines shown represent unclaimed subject matter and form no part of the claimed design.

**1 Claim, 7 Drawing Sheets**

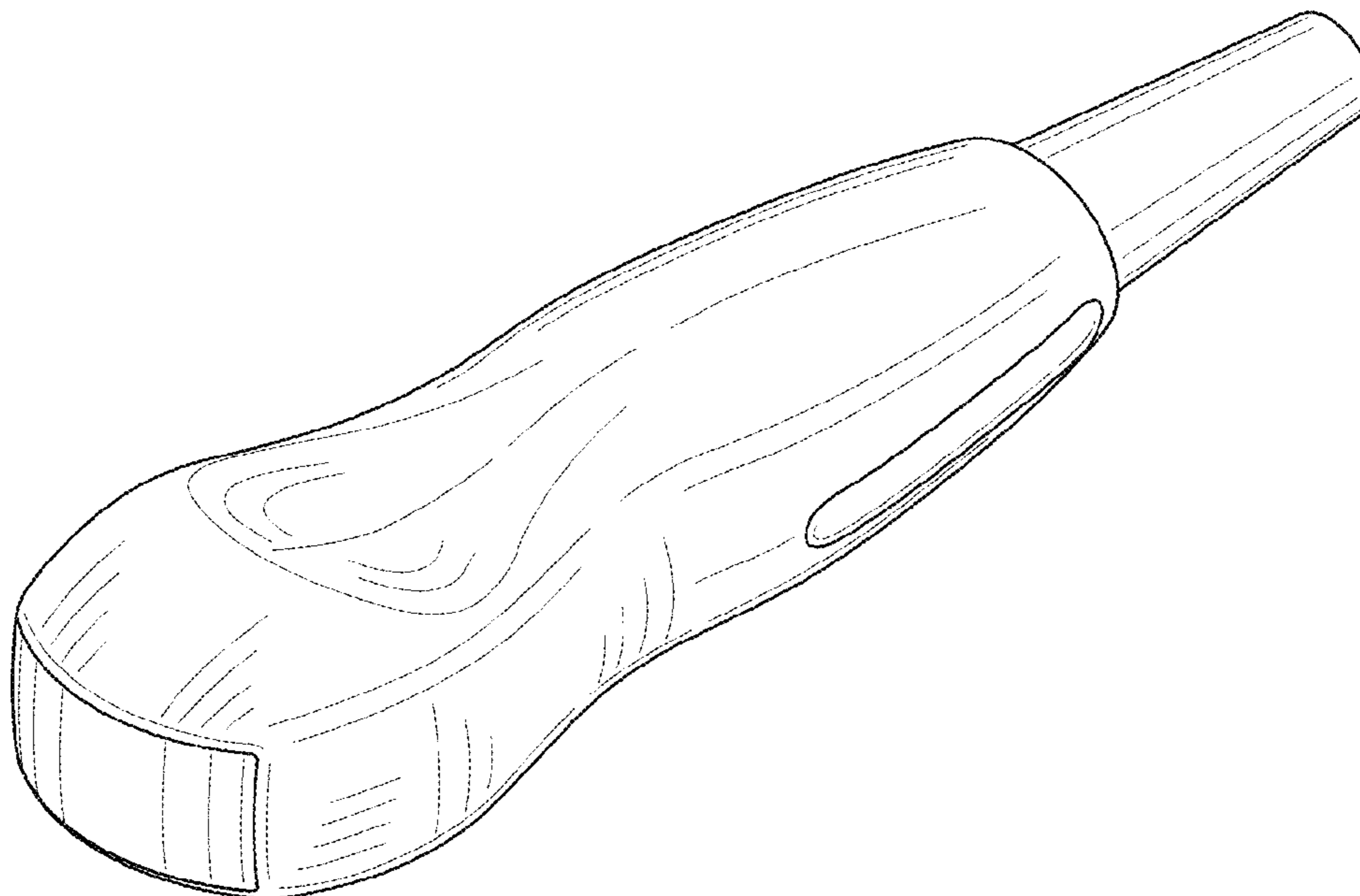


FIG. 1

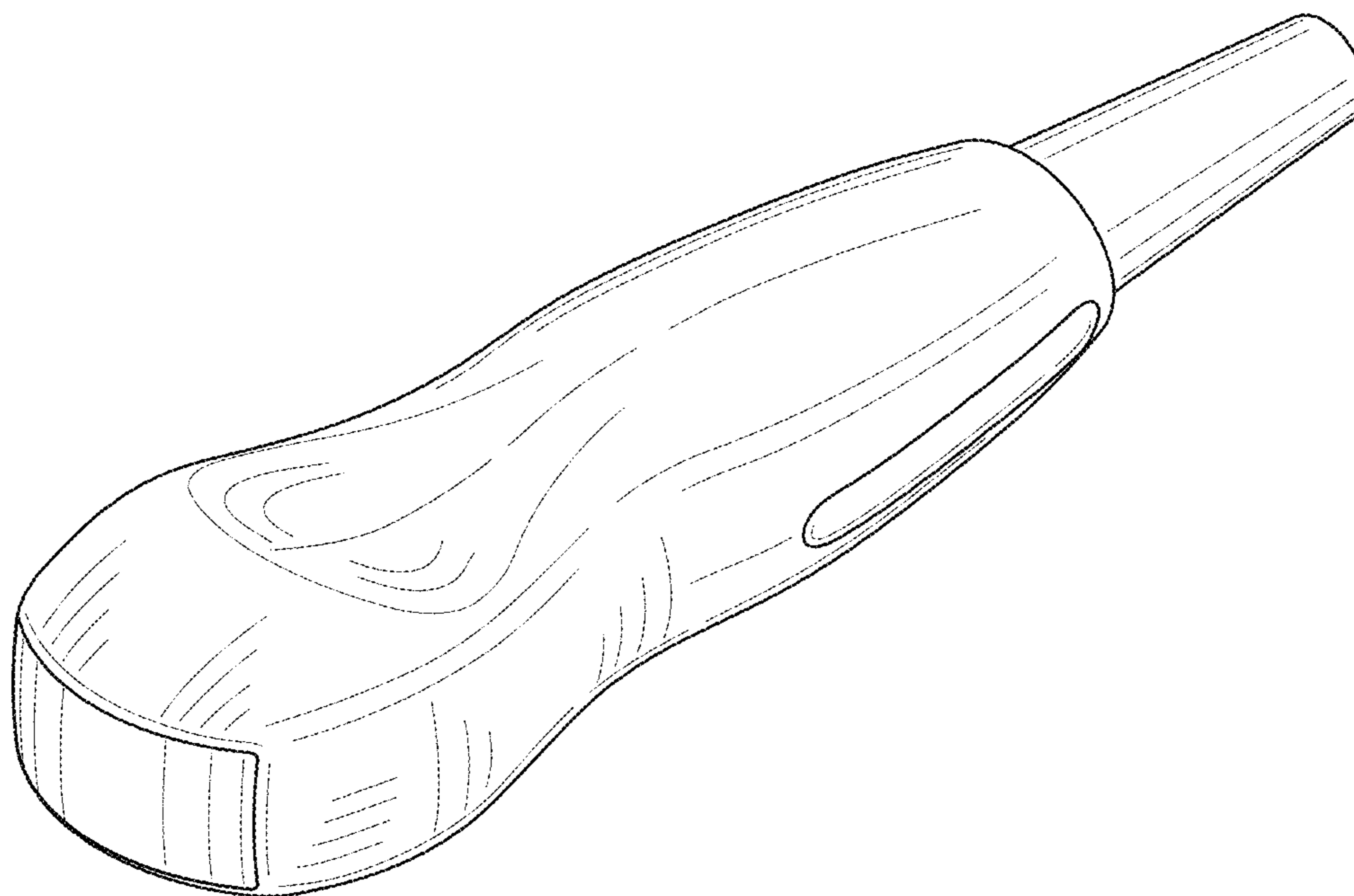


FIG.2

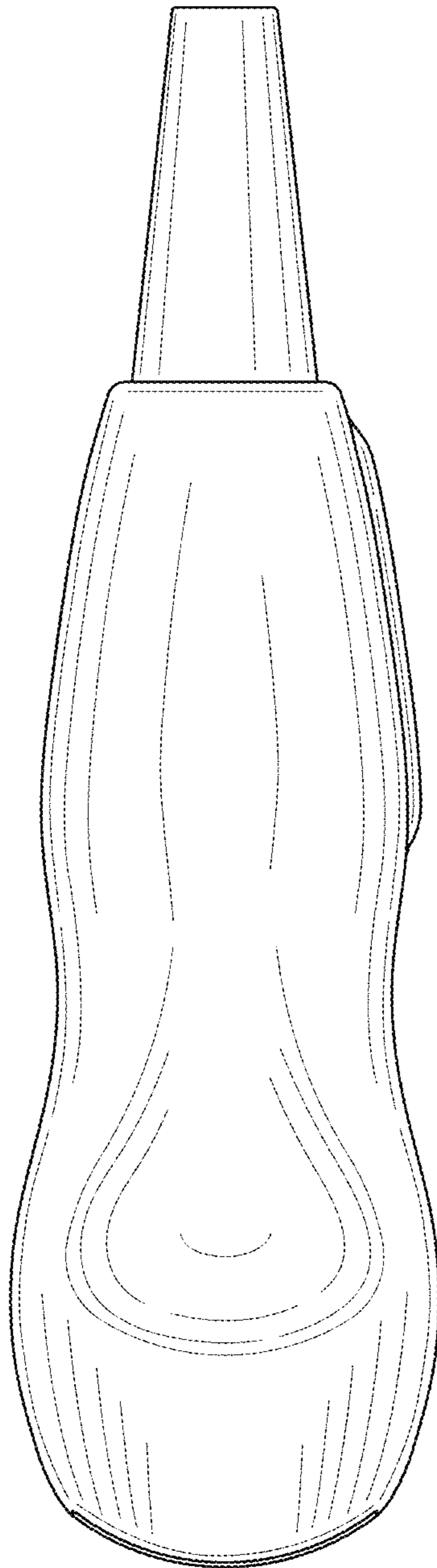


FIG.3

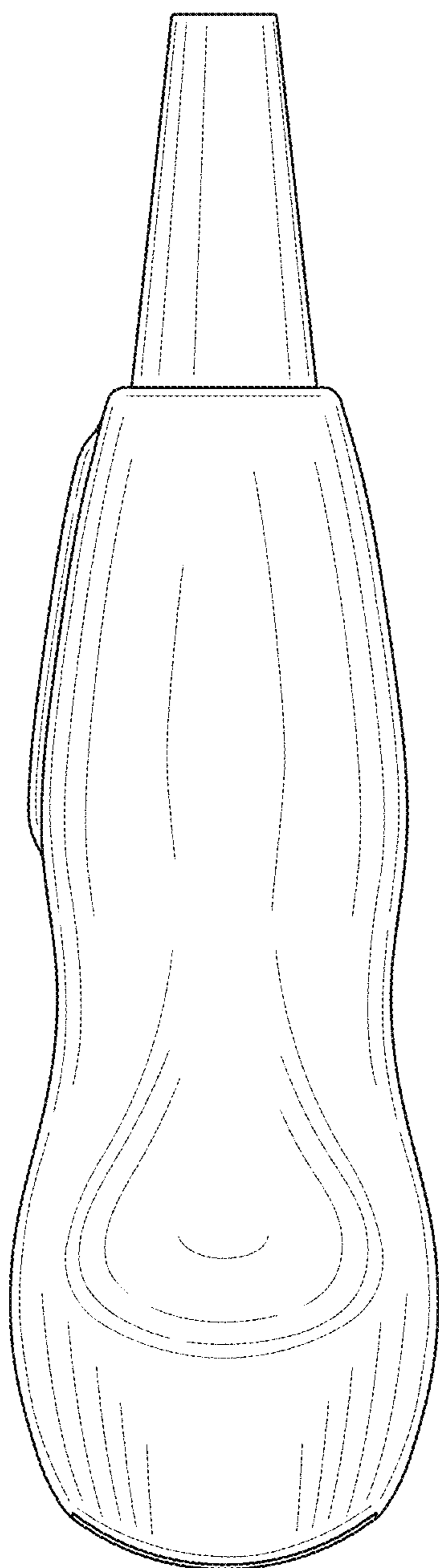


FIG.4

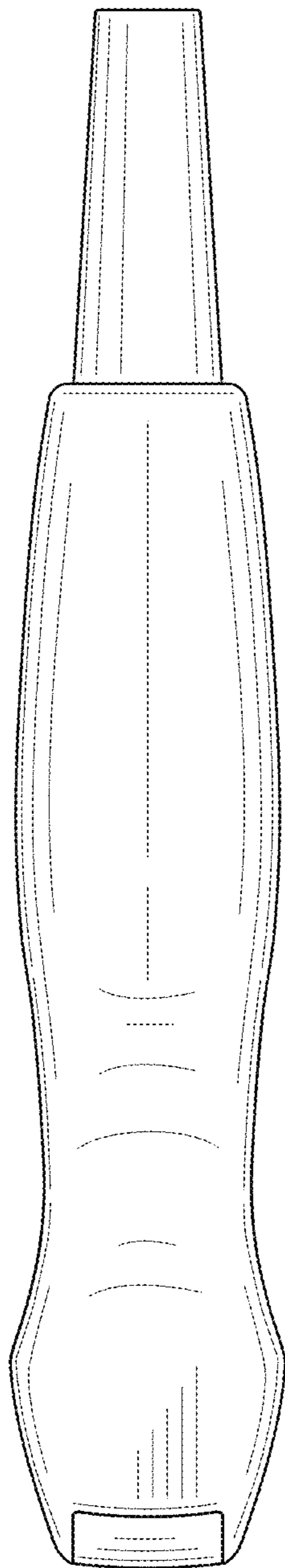


FIG. 5

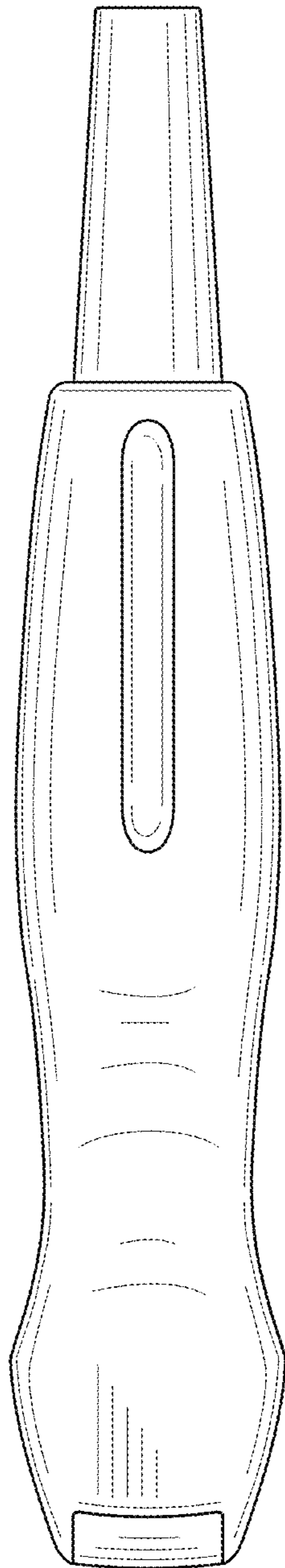


FIG.6

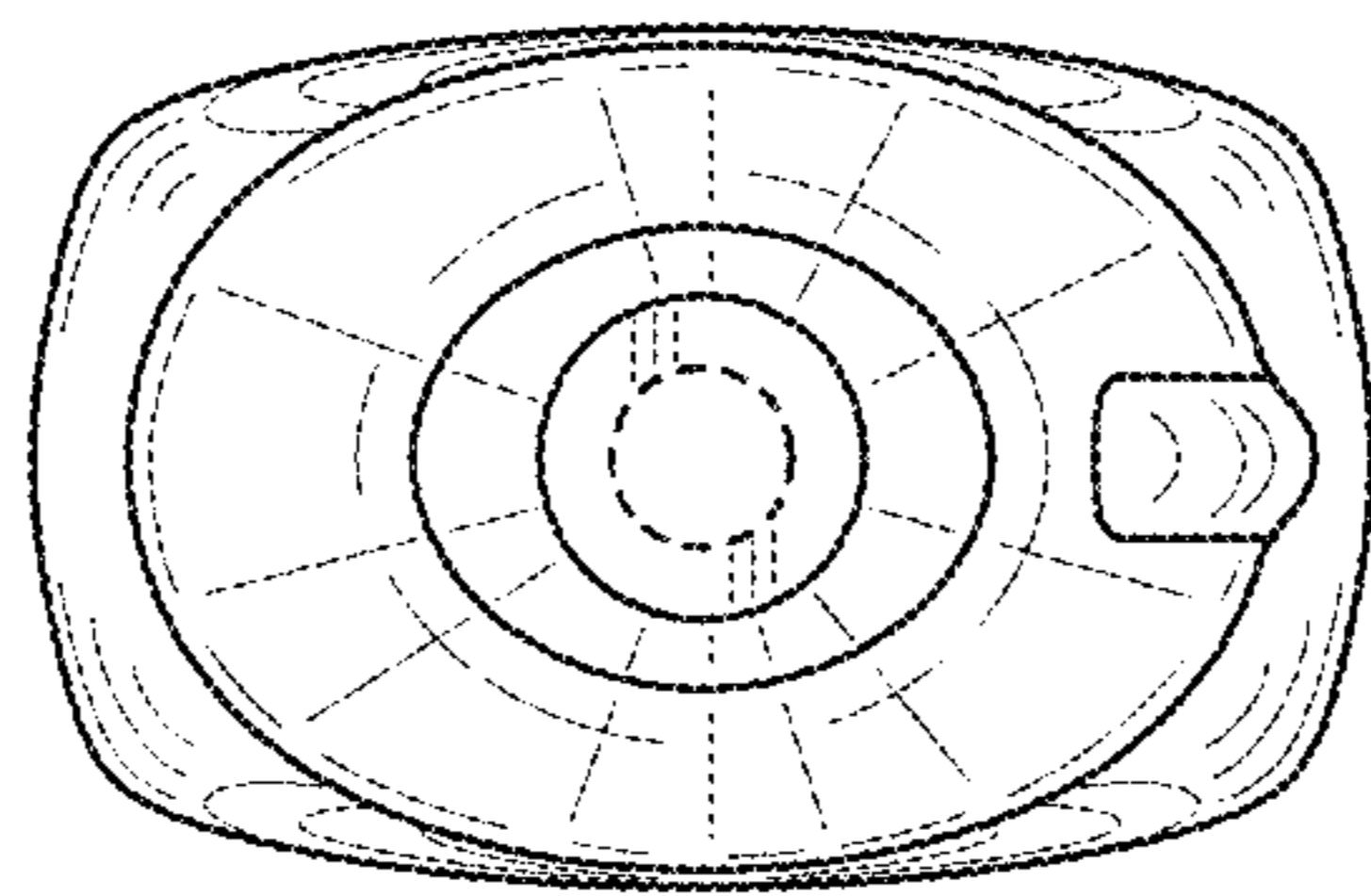


FIG. 7

