



US00D685090S

(12) **United States Design Patent**  
**Duerr**

(10) **Patent No.:** **US D685,090 S**  
(45) **Date of Patent:** **\*\* Jun. 25, 2013**

(54) **SURGICAL REAMER**

(75) Inventor: **Daniel I. Duerr**, Russellville, AR (US)

(73) Assignee: **Grace Manufacturing, Inc.**,  
Russellville, AR (US)

(\*\*) Term: **14 Years**

(21) Appl. No.: **29/404,345**

(22) Filed: **Oct. 19, 2011**

(51) **LOC (9) Cl.** ..... **26-02**

(52) **U.S. Cl.**  
USPC ..... **D24/146**

(58) **Field of Classification Search**  
USPC . D24/146, 147, 131; D15/138, 139; 175/399,  
175/344; 408/83, 239, 713; 606/79, 80, 81,  
606/84, 85-87, 180  
See application file for complete search history.

(56) **References Cited**

**U.S. PATENT DOCUMENTS**

4,023,572	A *	5/1977	Weigand et al.	606/81
5,100,267	A *	3/1992	Salyer	407/54
5,302,234	A	4/1994	Grace et al.	
5,462,548	A	10/1995	Pappas et al.	
5,499,984	A	3/1996	Steiner et al.	
5,658,290	A	8/1997	Lechot	
D400,547	S	11/1998	Albrektsson et al.	
5,981,895	A	11/1999	Grace et al.	
6,106,536	A	8/2000	Lechot	
6,129,732	A *	10/2000	Lechot	606/80
6,168,600	B1	1/2001	Grace et al.	
6,702,819	B2	3/2004	Lechot	
6,951,563	B2 *	10/2005	Wolford	606/81
6,979,335	B2	12/2005	Lechot	
7,011,662	B2	3/2006	Lechot et al.	
7,115,119	B2	10/2006	Desarzens	
7,217,272	B2 *	5/2007	Salyer	606/80
7,293,588	B2	11/2007	Dawson et al.	
D568,118	S	5/2008	Chalfant et al.	

D577,552	S	9/2008	Chalfant et al.	
7,473,254	B2	1/2009	White et al.	
D600,809	S	9/2009	Petersen	
7,588,572	B2 *	9/2009	White et al.	606/80
7,608,076	B2 *	10/2009	Ezzedine	606/81
7,803,160	B2 *	9/2010	Keller	606/81
7,901,405	B2	3/2011	White et al.	
7,922,721	B2 *	4/2011	Lechot et al.	606/81
8,025,662	B2	9/2011	Knisely et al.	
8,052,689	B2 *	11/2011	Sherry et al.	606/81
2003/0035693	A1	2/2003	Chalfant	
2004/0133209	A1	7/2004	Chappuis	
2004/0193168	A1	9/2004	Long et al.	
2004/0247403	A1	12/2004	Grace et al.	

(Continued)

**FOREIGN PATENT DOCUMENTS**

WO 2007121313 10/2007

*Primary Examiner* — Ian Simmons

*Assistant Examiner* — Carissa C Fitts

(74) *Attorney, Agent, or Firm* — Warner Norcross & Judd LLP

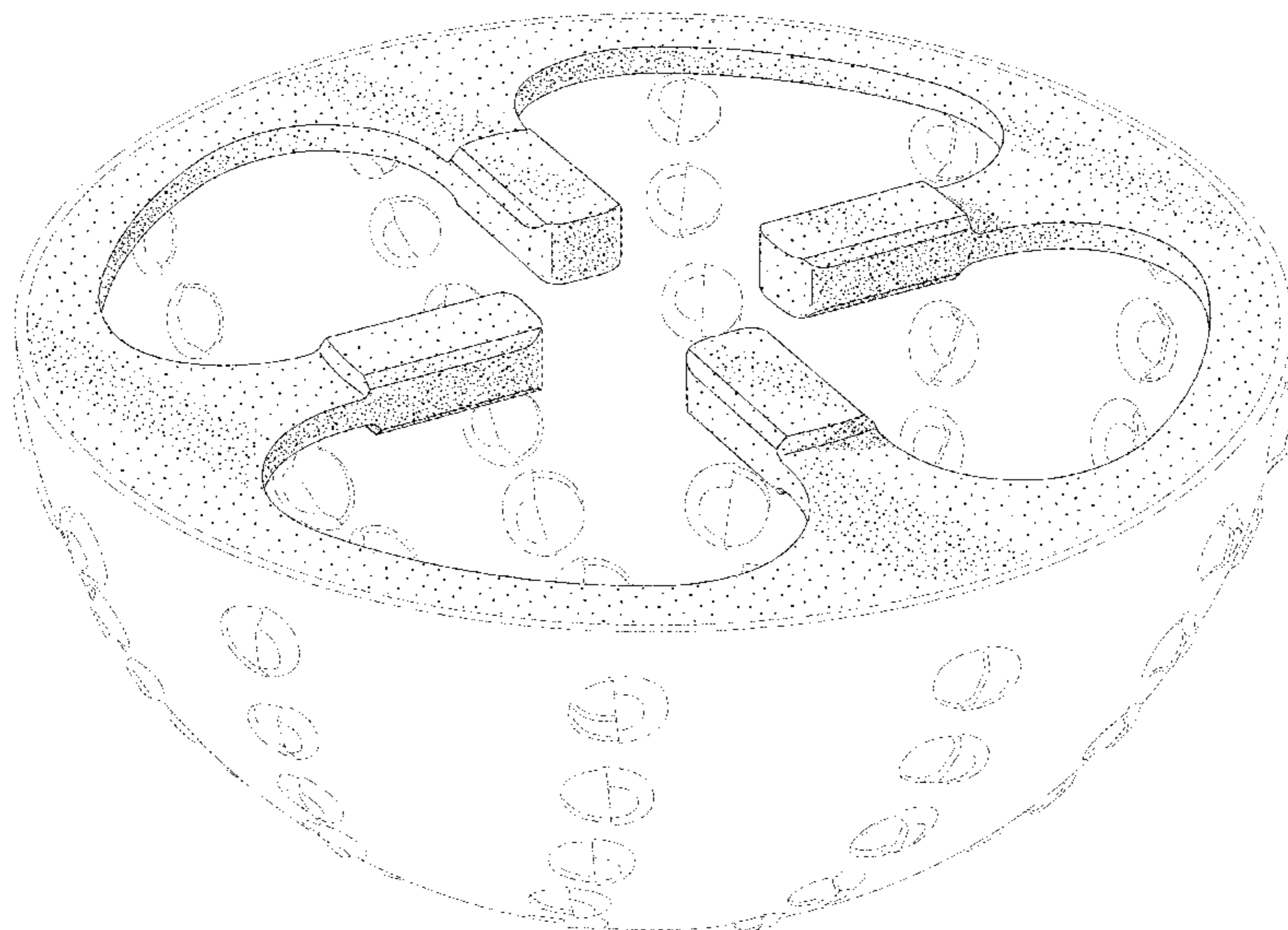
(57) **CLAIM**

The ornamental design for a surgical reamer, as shown and described.

**DESCRIPTION**

FIG. 1 is a bottom perspective view of the surgical reamer embodying the new design; FIG. 2 is a right side view thereof, the left side view being a mirror image thereof; FIG. 3 is a front view thereof, the rear view being a mirror image thereof; FIG. 4 is a top view thereof; and, FIG. 5 is a bottom view thereof. The broken line showing is for environmental purposes only and forms no part of the claimed design. The stipple shading applied to the claimed design is intended as surface shading.

**1 Claim, 4 Drawing Sheets**



# US D685,090 S

Page 2

---

## U.S. PATENT DOCUMENTS

2005/0203525	A1*	9/2005	White et al. ....	606/80	2010/0168749	A1*	7/2010	Sidebotham et al. ....	606/79
2006/0025774	A1*	2/2006	Fishbein et al. ....	606/81	2010/0270406	A1	10/2010	Grace et al.	
2006/0195110	A1*	8/2006	White et al. ....	606/81	2010/0280517	A1	11/2010	Cawthran et al.	
2007/0276396	A1	11/2007	McCarthy		2011/0015634	A1	1/2011	Smith et al.	
2008/0103516	A1	5/2008	Wulfman et al.		2011/0092974	A1	4/2011	Parker	
2008/0161813	A1	7/2008	Sherry et al.		2011/0098710	A1	4/2011	Spratt et al.	
2010/0012758	A1	1/2010	Chalfant et al.		2011/0112540	A1	5/2011	McLean et al.	
2010/0069908	A1	3/2010	Sidebotham et al.		2011/0202061	A1	8/2011	Lechot et al.	
2010/0145342	A1	6/2010	Grace et al.						

\* cited by examiner

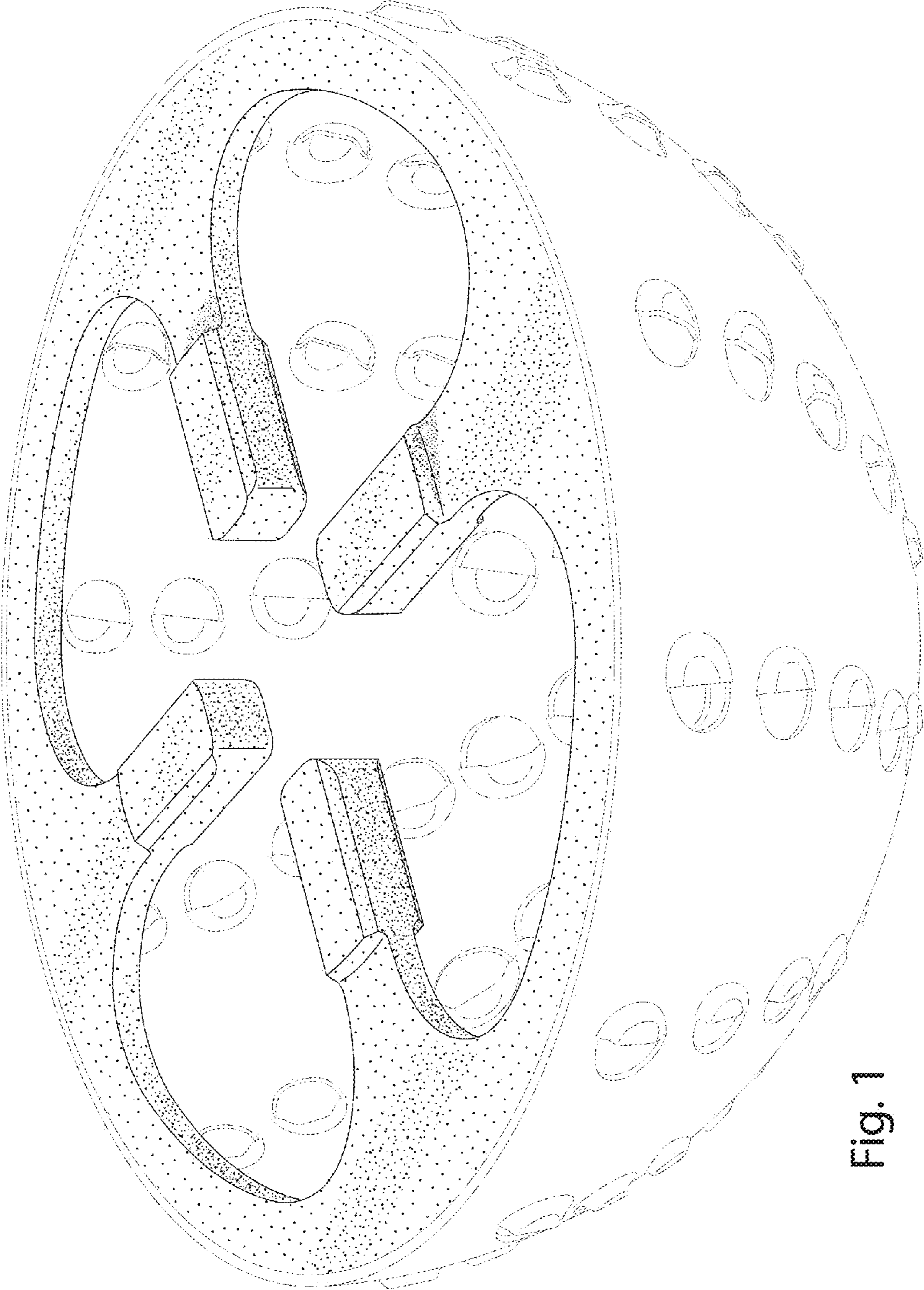


Fig. 1




Fig. 2

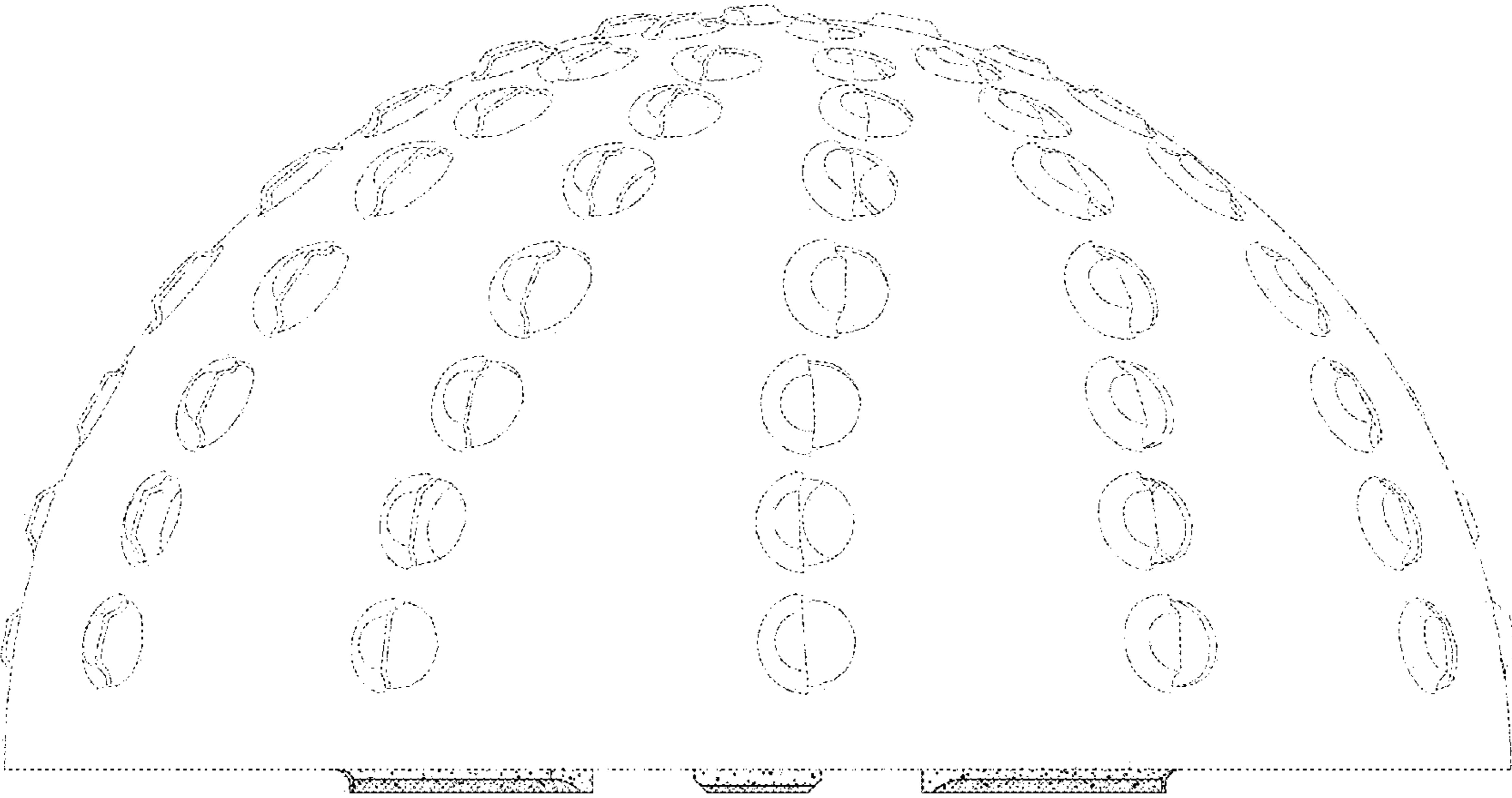


Fig. 3

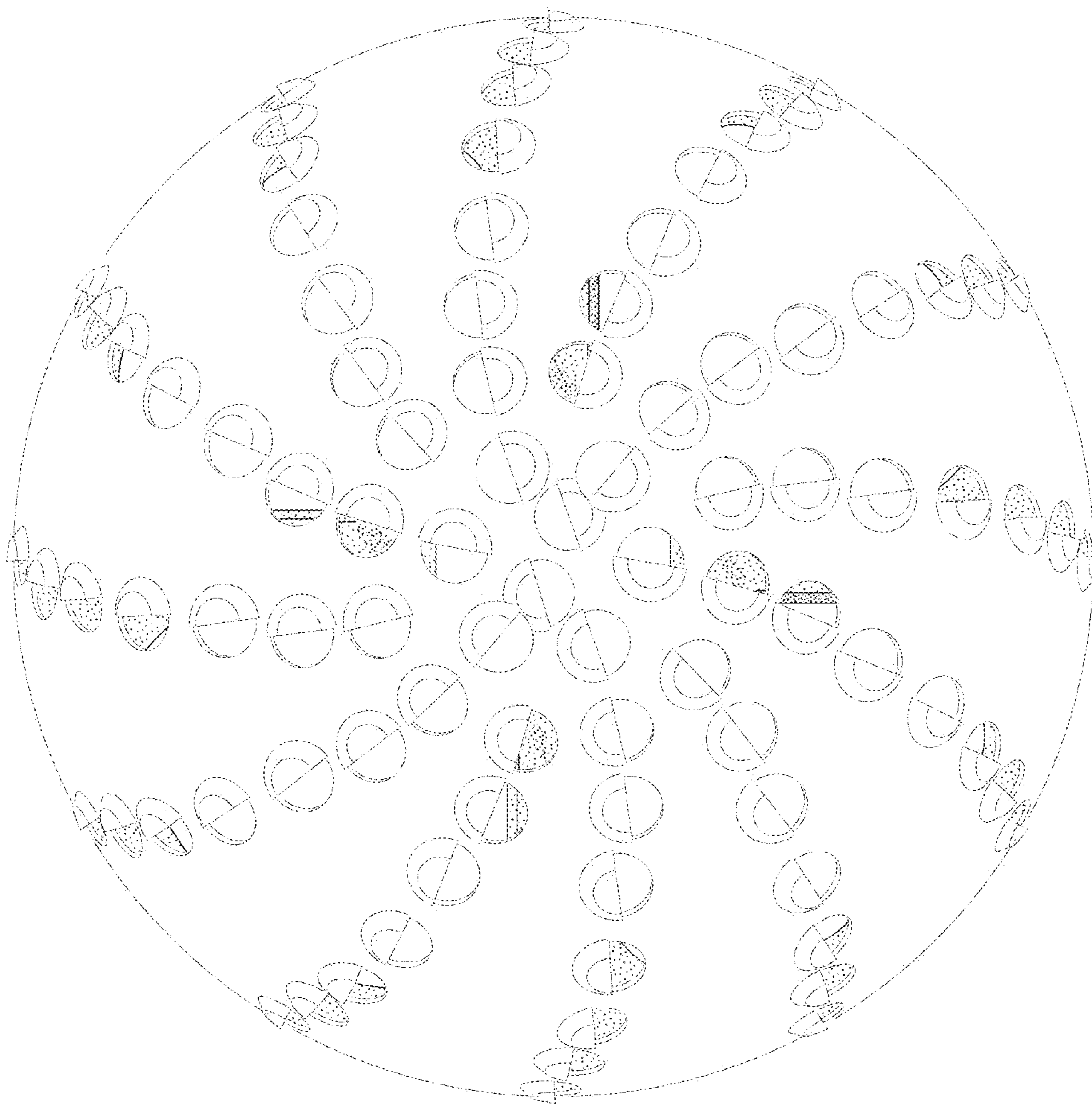


Fig. 4

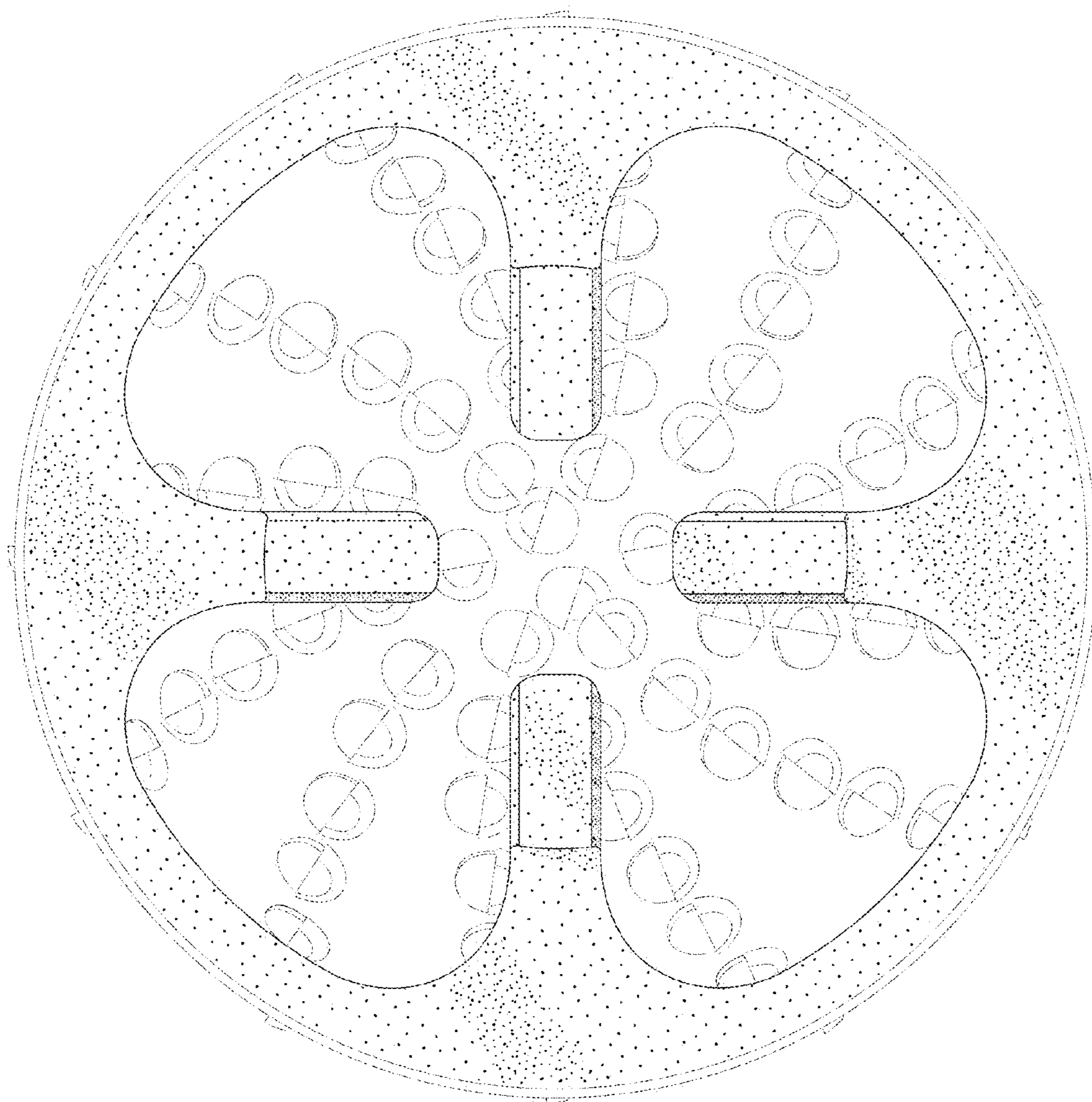


Fig. 5