



US00D685087S

(12) **United States Design Patent**
Voic

(10) **Patent No.:** **US D685,087 S**

(45) **Date of Patent:** **** Jun. 25, 2013**

- (54) **SURGICAL INSTRUMENT SLEEVE**
- (75) Inventor: **Dan Voic**, Cedar Grove, NJ (US)
- (73) Assignee: **Misonix Incorporated**, Farmingdale, NY (US)
- (**) Term: **14 Years**
- (21) Appl. No.: **29/414,827**
- (22) Filed: **Mar. 5, 2012**
- (51) **LOC (9) Cl.** **24-02**
- (52) **U.S. Cl.**
USPC **D24/133**
- (58) **Field of Classification Search**
USPC D24/133, 135, 137, 138, 140, 146,
D24/147, 112; 600/104, 106, 114, 121
See application file for complete search history.

- D580,051 S * 11/2008 Rehbein et al. D24/133
- D613,403 S * 4/2010 Poll et al. D24/138
- D632,387 S * 2/2011 Sidhu D24/112
- D655,812 S * 3/2012 Ramini et al. D24/127
- D663,831 S * 7/2012 Sidhu et al. D24/112
- 2006/0183973 A1* 8/2006 Kamrava 600/105
- 2008/0077130 A1* 3/2008 Shibata et al. 606/46

* cited by examiner

Primary Examiner — Bridget L Eland
(74) *Attorney, Agent, or Firm* — R. Neil Sudol


(57) **CLAIM**
The ornamental design for the surgical instrument sleeve, as shown and described.

DESCRIPTION

FIG. 1 is a top, front, and left side perspective view of a surgical instrument sleeve, showing my new design;
FIG. 2 is a top plan view thereof;
FIG. 3 is a bottom plan view thereof;
FIG. 4 is a front elevational view thereof;
FIG. 5 is a rear elevational view thereof; and,
FIG. 6 is a left side elevational view thereof, the right side elevation being a mirror image thereof.
The broken line break is shown to indicate the unclaimed boundary of the claimed design.

1 Claim, 1 Drawing Sheet

- (56) **References Cited**
U.S. PATENT DOCUMENTS
D270,183 S * 8/1983 Govenius D24/112
D470,241 S * 2/2003 McMichael et al. D24/216
D470,596 S * 2/2003 McMichael et al. D24/216
D471,639 S * 3/2003 McMichael et al. D24/216
D535,744 S * 1/2007 Wright D24/135
D540,945 S * 4/2007 Darnold et al. D24/152



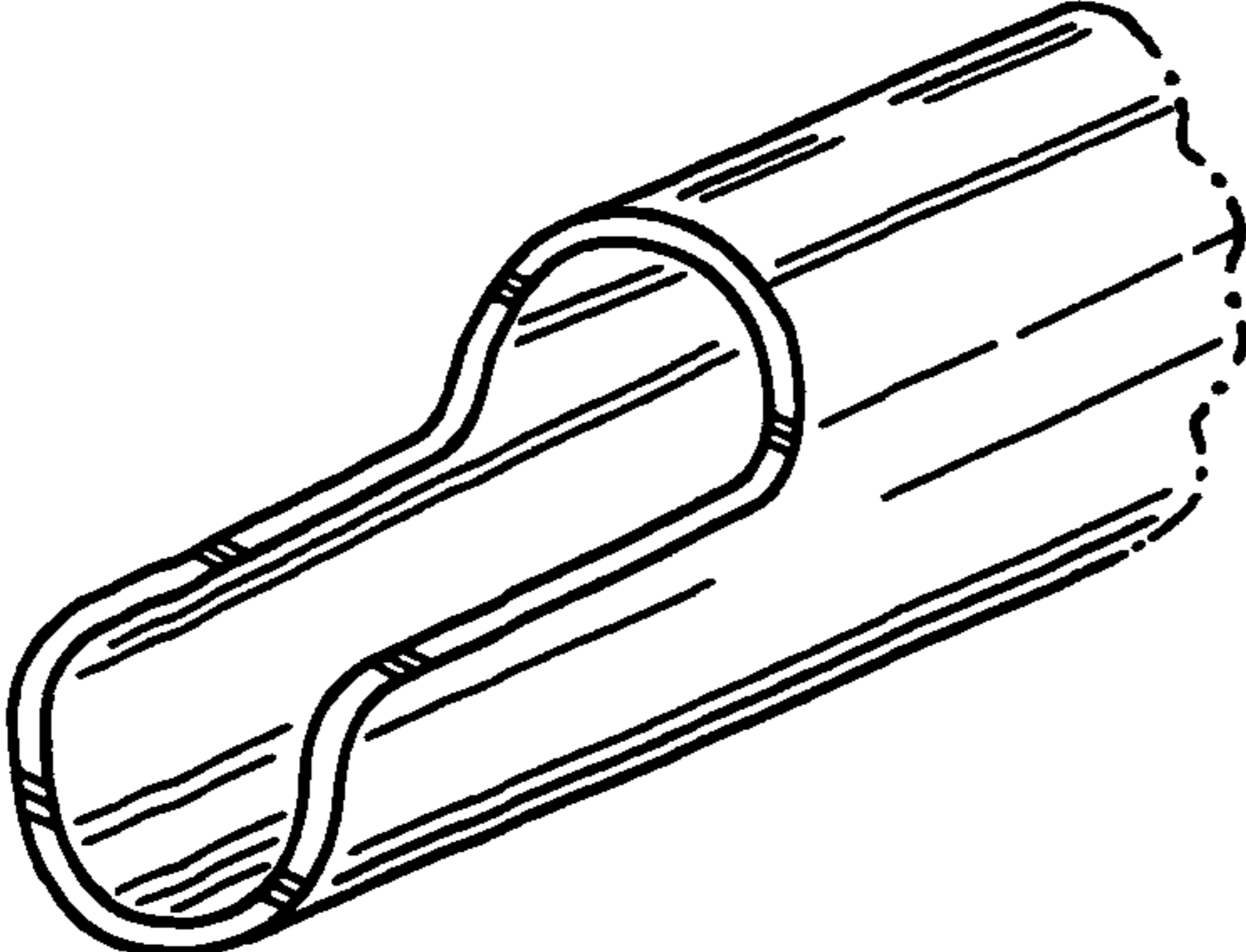


FIG. 1

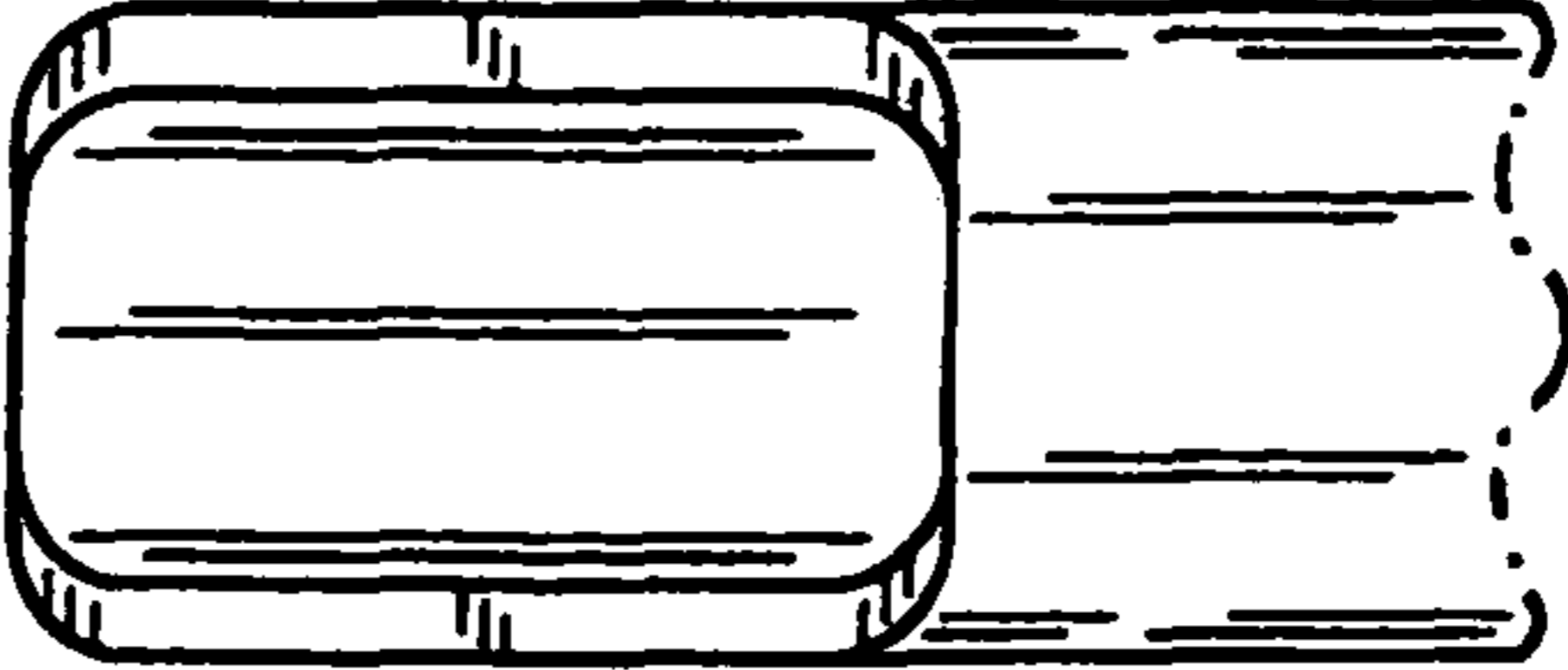


FIG. 2




FIG. 3

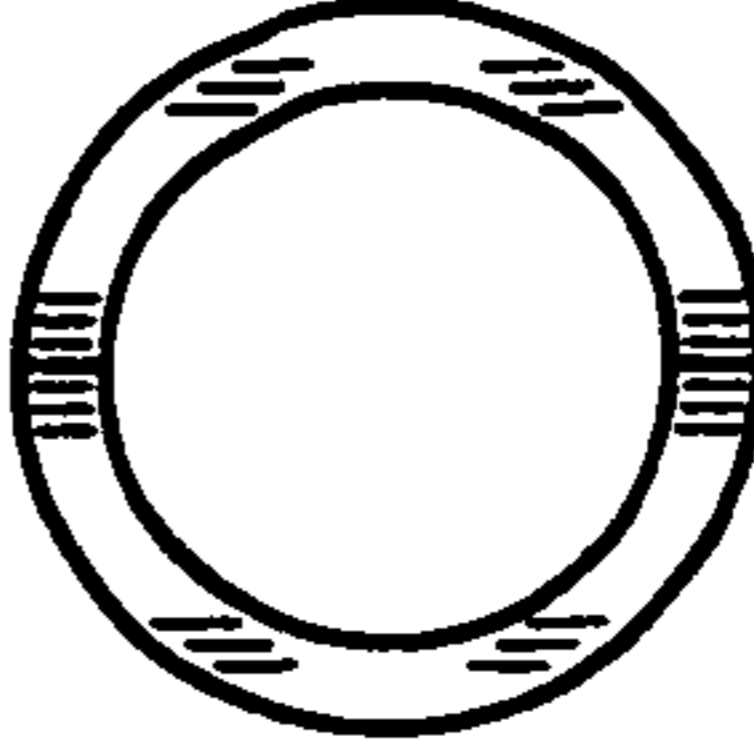


FIG. 4

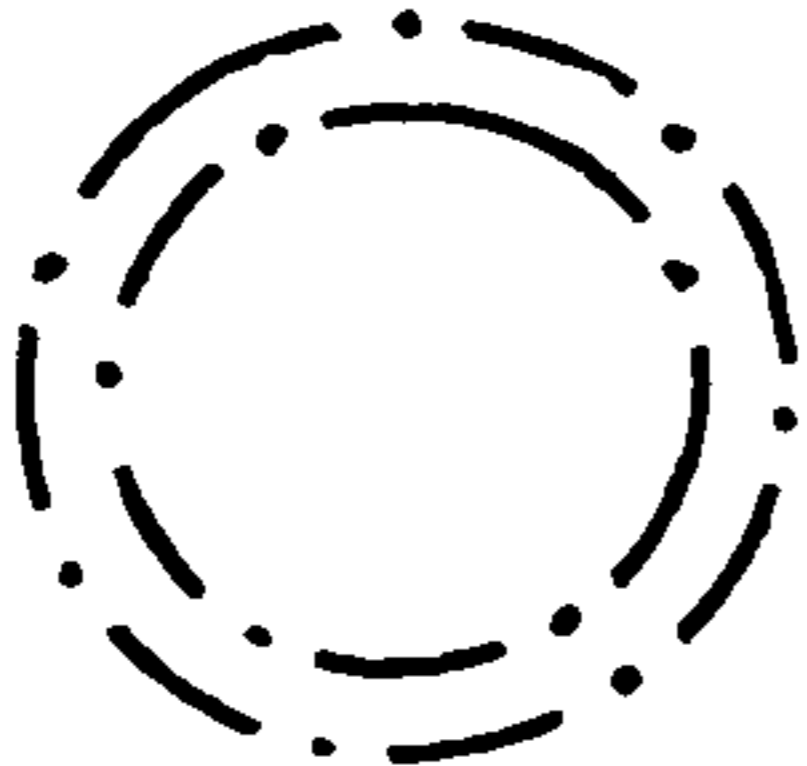


FIG. 5

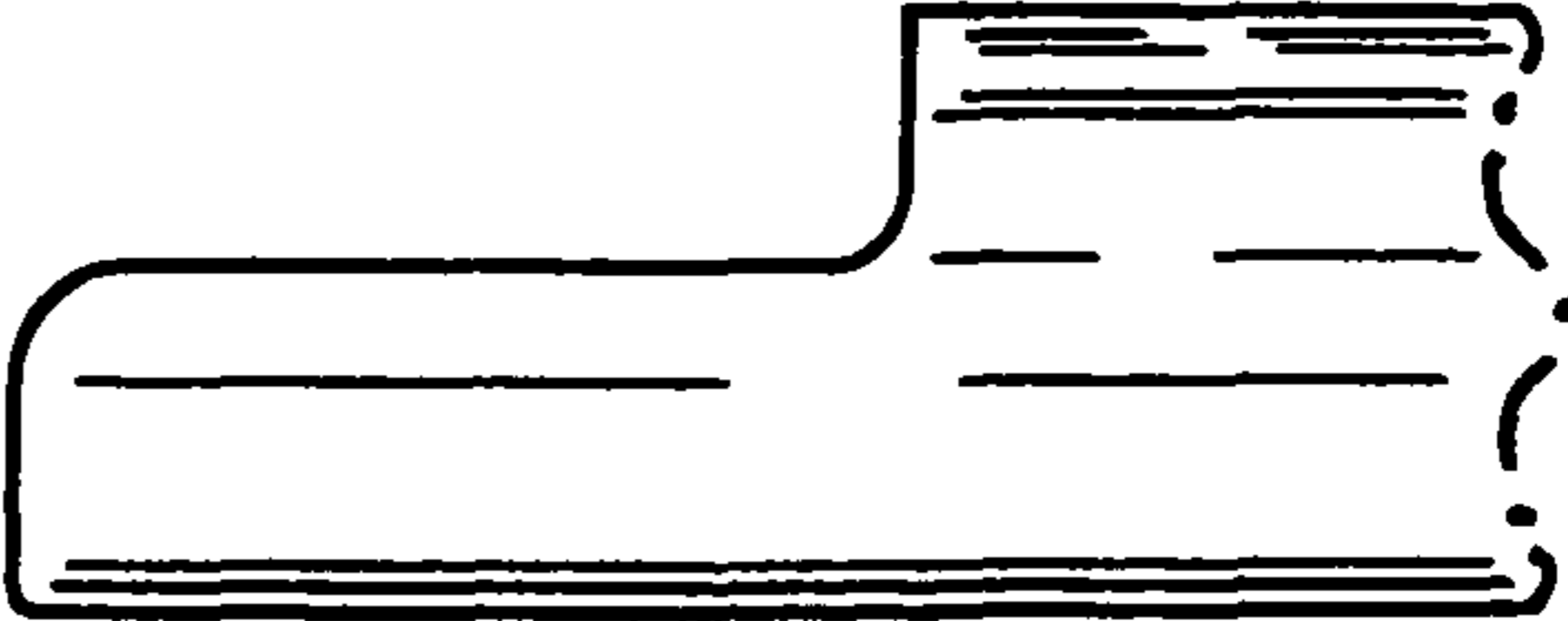


FIG. 6